

FIKIMONOV, I.

Model airplane builders of the Forty-First... Kryl. rod. 16
no.12:22 D '65. (MIRA 18:12)

ZUBKIN, Aleksandr Stepanovich; FILIMONOV, I.M., red.; TSIGEL'MAN, L.T.,
tekh.n.red.

[Means for personal defense in chemical warfare] Individual'nye
sredstva protivokhimicheskoi zashchity. Moskva, Izd-vo DOSAAF,
1958. 63 p. (MIRA 11:6)
(Chemical warfare--Safety measures)

FILIMONOV, I.M.

MIKHAYLOV, Pavel Mikhaylovich, geroy Sovetskogo Soyuza; FILIMONOV, I.M.,
red.; BLAZHENKOVA, G.I., tekhn. red.

[Moscow--New York--Moscow] Moskva - N'iu-Iork - Moskva. Moskva,
Izd-vo DOSAAF, 1958. 71 p. (MIRA 11:7)
(Jet transports)

YEMEL'YANOV, Aleksey Yakovlevich; FILIMONOV, I.M., red.; ANDRIANOV,
B.I., tekhn.red.

[Radio amateurs in schools; narration of work experiences of
a radio club which was organized by the All-Union Volunteer
Society for Assistance to the Army, Air Force, and Navy in the
Poteryaikov seven-year school in Reshetilovka District, Poltava
Province] U shkol'nykh radioliubitelie; rasskaz ob opyte raboty
kruzhka radioliubiteliei pervichnoi organizatsii DOSAAF Poterai-
kovskoi semiletnei shkoly Reshetilovskogo raiona, Poltavskoi
oblasti. Moskva, Izd-vo DOSAAF, 1959. 37 p. (MIRA 13:4)
(Poteryaikov--Radio clubs)

ANTONOV, Petr Mikhaylovich, master sporta SSSR; STASEVICH, R.A., red.;
FILIMONOV, I.M., red.; KARYAKINA, M.S., tekhn.red.

[Methodology in training of parachutists] Veoprosy metodiki
obucheniia parashjutista-sportsmena. Moskva, Izd-vo DOSAAF,
1959. 183 p. (MIRA 13:4)

(Parachuting)

KAZANSKIY, Nikolay Valentinovich; FILIMONOV, I.M., red.; FAYNSHMIDT,
F.Ya., tekhn.red.

[Amateur radio in the U.S.S.R.] Radiolubitel'skii sport
v SSSR. Moskva, Izd-vo DOSAAF, 1960. 91 p.

(MIRA 14:2)

(Amateur radio stations)

TIKHONOV, Ivan Ivanovich; VARAKSIN, Ya.G., red.; FILIMONOV, I.M., red.;
FAYNSHMIDT, F.Ya., tekhn.red.

[Radio electronics and its military applications] Radioelektro-
nika i ee voennoe primeneniye. Moskva, Izd-vo DOSAAF, 1960. 78 p.
(MIRA 13:2)

(Electronics in military engineering)

STAVROV, Boris Vasil'yevich; IVASHENTSSEV, N.I., red.; FILIMONOV, I.M.,
red.; FAYNSHMIDE, F.Ya., tekhn.red.

[Work of a motor-vehicle driver under conditions of atomic,
chemical, and bacteriological war] Rabota voditelia avtomobilia
v usloviakh primeneniia atomnogo, khimicheskogo i bakteriologi-
cheskogo oruzhiia. Moskva, Izd-vo DOSAAF, 1960. 79 p.

(MIRA 13:9)

(Air defenses)

(Automobiles--Safety measures)

KAZANSKII, N.; ORLOV, A.; MALBYEV, A.I., red.; FILIMONOV, I.M., red.;
MUKHINA, Ye.S., tekhn. red.

[Methodological manual for training radiotelegraph operators] Metodicheskoe posobie po obucheniiu radiotelegrafistov. Moskva, Izd-vo DOSAAF, 1960. 135 p. (MIRA 14:6)
(Radiotelegraph) (Radio operators)

BELYAYEV, Naum Zinov'yevich; SHLEZINGER, Mikhail Yur'yevich; FILIMONOV,
I.M., red.; SHESTOPALOV, L.S., red.; KARYARINA, M.S., tekhn.
red.

[Manual for automobilists] Uchebnoe posobie shoferu-liubiteliu.
Moskva, Izd-vo DOSAAF, 1961. 222 p. (MIRA 14:8)
(Automobiles) (Traffic regulations) (Autopobile racing)

KOMISSAROV, Nikolay Stepanovich; MILIMONOV, I.M., red.; SHES'TOPALOV,
K.S., red.; FAYNSHIMIDT, F.Ya., tekhn. red.

[Training in motor-vehicle driving under difficult conditions]
Obuchenie vozhdeniiu avtomobilia v trudnykh usloviakh. Moskva,
Izd-vo DOSAAF, 1960. 118 p. (MIRA 15:7)
(Automobile drivers)

SILKIN, Aleksandr Nikitich; BARKACH, Z.M., red.; FILIMONOV, I.M.,
red.; FAYNSHMIDT, F.Ya., tekhn. red.

[Maintenance and repair of a motorcycle] Tekhnicheskoe ob-
sluzhivanie i remont mototsikla. Moskva, Izd-vo DOSAAF,
1961. 182 p. (MIRA 15:9)
(Motorcycles--Maintenance and repair)

MATLIN, Semen L'vovich; FILIMONOV, I.M., red.; BALASHOV, M.I.,
red.; KOROLEV, A.V., tekhn. red.

[Radio diagrams] Radioskhemy. Moskva, Izd-vo DOSAAF, 1963.
46 p. (MIRA 16:7)

(Radio circuits)

MATLIN, Semen L'vovich; TROITSKIY, L.V., red.; FILIMONOV, I.M.,
red.

[Radio circuits; ~~manual~~ for radio clubs] Radioskhemy; po-
sobie dlia radiokruzhkov. Moskva, Izd-vo DOSAAF, 1964. 51 p.
(MIRA 17:4)

KLOSS, Emiliy Emil'yevich; FILIMONOV, I.M., red.; KOROLEV, A.V.,
tekhn. red.

[Amateur boatbuilding] Suda liubitel'skoi postroiiki. Izd.2.,
perer. i dop. Moskva, Izd-vo DOSAAF, 1963. 46 p.
(MIRA 17:1)

(Boatbuilding)

FILIMONOV, I.N.

General laws of development of the cerebral cortex. Analele
biol 8 no.1:35-48 Ja-Mr '54.

*

FILIMONOV, I. [N.]

"Radio in the University of Moscow."

So. Radio, Vol. 11, p. 21, 1952

VORONKOV, A.V.; MAKAROV, N.I.; SVERDLOV, N.B.; FILIMONOV, I.N.

Engineering equipment of the new buildings of Moscow State University.
Gor.khoz.Mosk. vol.27 no.9:11-16 S '53. (MLRA 6:10)
(Moscow University)

FILIMONOV, Ivan Nikolayevich; SMIRNOV, G.D., doktor biol. nauk, otv.red.;
BUZNIKOV, G.A., red. izd-va; MASHINA, P.S., tekhn.red.;
NOVICHKOVA, N.D., tekhn. red.

[Comparative anatomy of the cerebrum in reptiles] Sravnitel'naiia
anatomia bol'shogo mozga reptilii. Moskva, Izd-vo Akad. nauk
SSSR, 1963. 242 p. (MIRA 16:6)
(Reptiles--Anatomy) (Brain)

FILIMONOV, I.N.

Filimonov, I.N. "The human claustrum and its ontogeny", Trudy In-ta mozga (Gos. in-t mozga M-va zdravookhraneniya SSSR), Issue 6, 1948, p. 108-29, Tables XIV-EVIII of an atlas (inserts), - Bibliog: 21 items.

SO: U-3042, 11 March 53, (Letopis 'nykh Statey, No. 9, 1949)

FILIMONOV, I.M.

Evolution of the cerebral cortex and Pavlovian theory on the higher nervous function. Zh. vysshei nerv. deiat. Pavlova 1 no.4:506-520
July-Aug 1951. (CMLL 23:2)

1. Moscow.

FILIMONOV I. N.

Lokalizatsiia funktsii v kore bol'shikh polusharii i uchenie
I. P. Pavlova o vysshei nervnoi deiatel'nosti. /Localization
of function in the cortex of the cerebral large hemispheres
and Pavlov's theory on higher nervous function/ Klin. med.,
Moskva 29:6 June 51 p. 5-15.

1. Moscow.

FILIMONOV, I. N.

Works of V. M. Bekhterev in the field of anatomy of the nervous system.
Zh. vysshei nerv. deiat. 2 no. 6:909-922 Nov-Dec 1952. (CLML 24:1)

1. Moscow.

FILIMONOV, I.N.

LEPESHINSKAYA, O.B., professor; USIYEVICH, M.A., professor; ASRATYAN, E.A., professor; SMIRNOV, A.I., professor; FILIPPOVICH, S.I., doktor meditsinskikh nauk; VOLOKHOV, A.A., professor; FILIMONOV, I.N., professor; SBYAKIN, P.G., professor; CHERNIGOVSKIY, V.N., professor; SPERANSKIY, A.D., akademik; DOLIN, A.O., doktor meditsinskikh nauk; KOTLYAREVSKIY, L.I., professor; NEGOVSKIY, V.A., professor; KASATKIN, N.I., professor; SZEL'CHUK, I.V., professor; YEGOROV, B.G., professor; BAKULEV, A.N., professor; SMIRNOV, L.I., professor; USPENSKIY, V.N., redaktor; PETROV, S.P., redaktor.

[Teachings of I.P.Pavlov in theoretical and practical medicine]
 Uchenie I.P.Pavlova v teoreticheskoi i prakticheskoi meditsine. Vol.2.
 Moskva, Izd-vo Ministerstvo zdравookhraneniia SSSR, 1953. 611 p.
 (MLRA 7:3)

1. Deystvitel'nyy chlen AMN SSSR (for Lepeshinskaya, Chernigovskiy and Bakulev).
2. Chlen-korrespondent Akademii nauk SSSR (for Asratyan).
3. Chlen-korrespondent AMN SSSR (for Smirnov, Filimonov, Yegorov and L.I.Smirnov).
4. Moscow. Tsentral'nyy institut usovershenstvovaniya vrachey. (Pavlov, Ivan Petrovich, 1849-1936) (Nervous system) (Physiology)

FILIMONOV, I.N.

General rules in development of the cerebral cortex. Arkh. anat.,
Moskva 30 no.2:7-18 Mar-Apr 1953. (CMLL 24:3)

1. Moscow.

FILIMINOV, I.N.

Structure of cerebral claustrum in man and its modifications
during onto- and phylogenesis. Arkh.anat.gist. i embr. 32 no.1:
3-10 Ja-Mr '55. (MLBA 8:9)
(BRAIN, anatomy and histology,
claustrum)

FILIMONOV, Ivan Nikolayevich

[Manual for practical work in the clinical treatment of nervous diseases] Rukovodstvo k prakticheskim zaniatiyam v klinike nervnykh boleznei. Moskva, Medgiz, 1956. 180 p. (MLRA 10:2)
(NERVOUS SYSTEM--DISEASES)

BOGOLEPOV, N.K.; DAVIDENKOV, S.N.; RAZDOL'SKIY, I.Ya.; TRIUMOFOV, A.V.;
FILIMONOV, I.N.

[Neural disorders; a manual for students and physicians] Nervnye
bolezni; posobie dlya studentov i vrachei. Moskva, Medgiz, 1956.
531 p. (MLRA 10:6)

(NERVOUS SYSTEM--DISEASES)

FILIMONOV, I.N.

Vladimir Mikhailovich Bekhterev (1857-1927). Klin.med.35 no.3:3-6
Mr '57. (MIRA 10:7)

(BEKHTEREV, VLADIMIR MIKHAILOVICH, 1857-1927)
(NEUROLOGY, hist.
contribution of Vladimir M.Bekhtery (Rus))

FILIMONOV, I. N.

FILIMONOV, I.N., prof. (Moskva)

Forty years of Soviet neurology and neuropathology; on the 40th anniversary of the Great October Socialist Revolution. Klin.med. 35 no.9:3-11 S '57. (MIRA 10:11)

(NEUROLOGY, hist.
in Russia)

FILIMONOV, I.N.,

Structure of the amygdaloid nucleus in man and its modification during onto- and phylogenesis. Vest. AMN SSSR 13 no.5:37-47 '58 (MIRA 11:6)

1. Chlen-korrespondent AMN SSSR.
(BASAL GANGLIA, anat. & histol.
change in structure of amygdaloid nucleus in onto- & phylogeny (Bus))

FILIMONOV, I.N., prof.; KONONOVA, Ye.P., prof.; LAVRENT'YEV, B.I., prof.;
PLECHKOVA, Ye.K., prof.; SNESAREV, P.Ye., prof., zasluzhennyy
deyatel' nauki; GRASHCHENKOV, N.I., otv.red.; BOGOLEPOV, N.K.,
prof., red.; DAVIDENKOV, S.N., red.; MIKHEYEV, V.V., prof.,
red.; RAZDOL'SKIY, I.Ya., red.; SMIRNOV, L.I., red.; FUTER,
D.S., prof., red.; SENCHILO, K.K., tekhn.red.

[Multivolume manual on neurology] Mnogotomnoe rukovodstvo po
nevrologii. Moskva, Gos.izd-vo med.lit-ry. Vol.1, book 1.
[Anatomy and histology of the nervous system] Anatomia i gisto-
logia nervnoi sistemy. 1959. 487 p. (MIRA 12:8)

1. Chlen-korrespondent AMN SSSR (for Filimonov, Razdol'skiy,
Smirnov). 2. Chlen-korrespondent AN SSSR (for Lavrent'yev, Grashchen-
kov). 3. Daystvitel'nyy chlen AMN SSSR (for Grashchankov, Davidenkov).
(NERVOUS SYSTEM)

FILIMONOV, I.N.

Oskar Vögt (1870-1959). Zhur. nerv. i psikh. 60 no. 12:1672-
1674 '80. (MIRA 14:4)
(VOGT, OSKAR, 1870-1959)

DAVIDENKOVA-KUL'KOVA, Ye.F., prof.; MIKHEYEV, V.V., prof.; MARKOV, D.A., prof., akademik; PANOV, A.G., prof.; SAKHAROV, Yu.H., dotsent; FUTER, D.S., prof.; KHONDKARIAN, O.A., prof.; SHAMBUROV, D.A., prof.; DAVIDENKOV, S.N., prof., otv. red.; BOGOLEPOV, N.K., prof., zam. otv. red.; OSTROVERKHOV, G.Ye., glav. red.; GRASHCHENKOV, N.I., prof., red.; KORNYSANSKIY, G.P., prof., red.; RAZDOL'SKIY, I.Ya., prof., red.; FILIMONOV, I.N., prof., red.; BARAKHINA, I.L., tekhn. red.

[Multivolume manual on neurology]Mnogotomnoe rukovodstvo po nevrologii. Moskva, Medgiz. Vol.3. Book 1[Infectious and topic diseases of the nervous system]Infektsionnye i toksicheskie bolezni nervnoi sistemy. 1962. 524 p. (MIRA 15:11)

1. Akademiya nauk Belorusskoy SSR (for Markov). 2. Deystvitel'nyy chlen Akademii meditsinskikh nauk SSSR(for Davidenkov, Grashchenkov, Filimonov). 3. Chlen-korrespondent Akademii meditsinskikh nauk SSSR (for Razdol'skiy).

(NERVOUS SYSTEM--DISEASES)

FILIMONOV I.N.

Architectonics of the cerebral cortex and the problem of
localization of functions. Zhur. nevr. i psikh. 64 no.1:
8-17 '64. (MIRA 17:5)

1. Institut mozga AMN SSSR, Moskva.

BERESTOV, A.V. (Head District Veterinary Doctor), BERESTOV, V.A. (Candidate of Veterinary Sciences), KLYAPISHEV, I.A., SHAKMAKOVA, V.I. and MAKAROV, N.V. (Veterinary Doctors), BARABOSHIN, S.A., BUCHINOV, I.N., LYAMIN, A.F., FEDOROV, Yu. I., and FILIMONOV, I. Ya. (Veterinary Medical Assistants, Ul'yanov Oblast', Terentul'sk District).

"Protein hydrolysates in dispepsia in newborn calves..."
Veterinariya, vol. 39, no. 3, March 1962 pp. 71

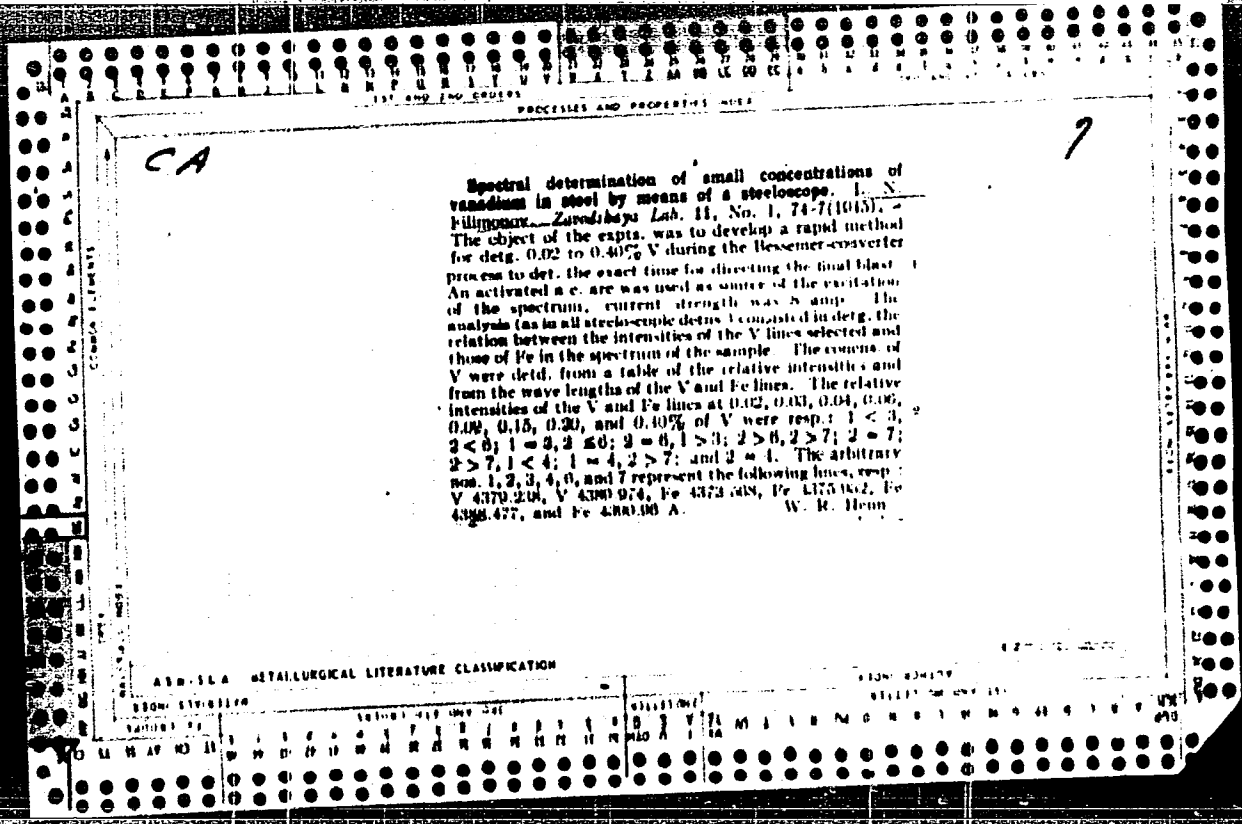
KLEMY SHEV, P.A.; KOZLOV, Ye.G.; BELOZERTSEV, A.G.; VOLODARSKIY, D.Ya.;
GRACHEV, V.A.; KRUCHININ, M.I.; FILIMONOV, K.N.; KHLUDENEV, A.I.;
ANDREYEV, P.P.; NOVOZHILOV, V.F.; GERSHANOV, S.V.; PYLAYEVA, A.P.,
red.; BALLOD, A.I., tekhn. red.; PEVZNER, V.I., tekhn. red.

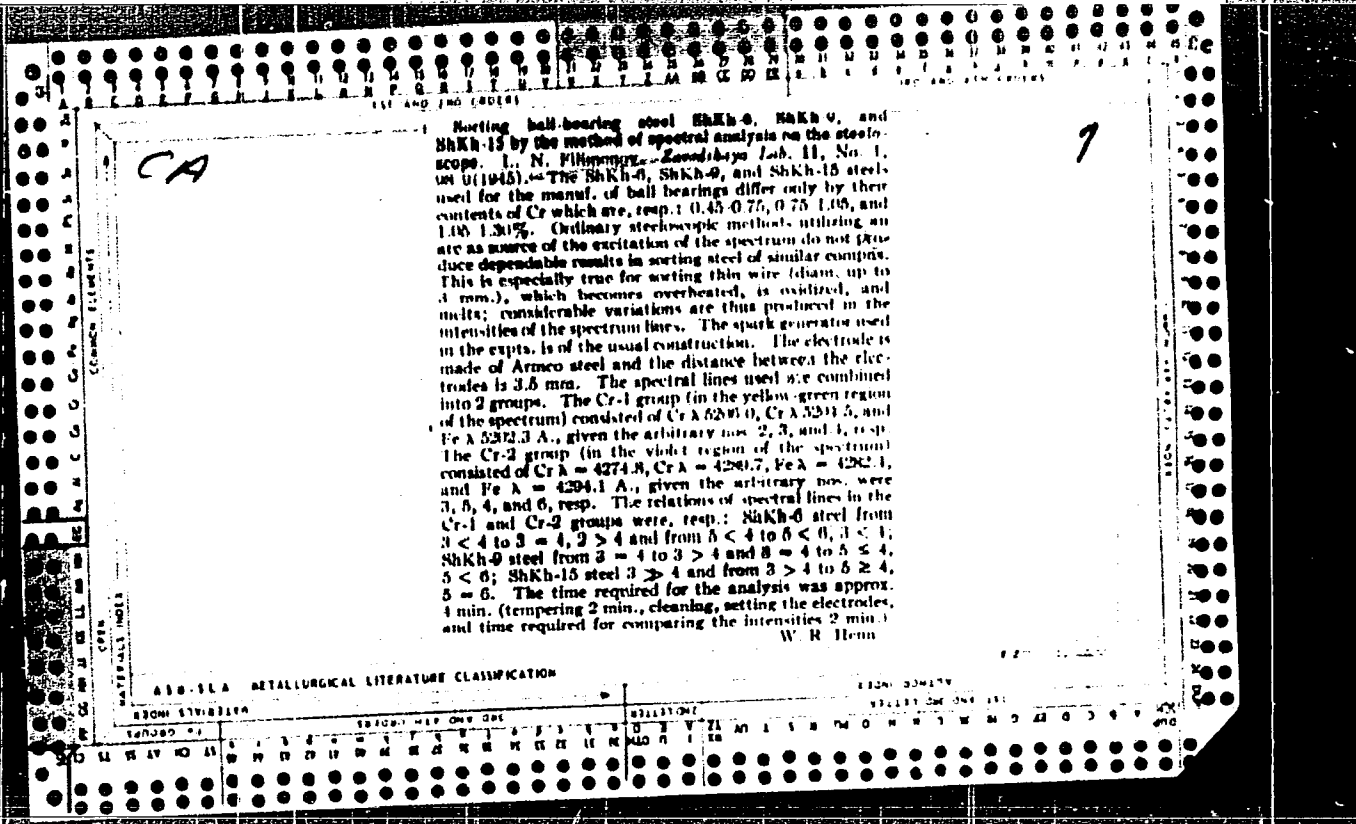
[Economic efficiency of mechanization in agriculture] Ekonomicheskaya effektivnost' mekhanizatsii sel'skogo khoziaistva. Moskva, Izd-vo sel'khoz.lit-ry, zhurnalov i plakatov, 1961. 230 p.
(MIRA 15:5)

1. Vsesoyuznyy nauchno-issledovatel'skiy institut ekonomiki sel'skogo khozyaystva (for all except Pylayeva, Ballod, Pevzner).
(Farm mechanization)

BERKOVA, N.M.; SIMONOV, Ye.D., red.; GIPPENREYTER, Ye.B., red.;
KIZEL', V.A., red.; KUZ'MIN, K.K., red.; LETAVET, A.A., red.;
POLYAKOV, A.I., red. p ROTOTAYEV, P.S., red.; FILIMONOV, L.N.,
red.; KHRGIAN, A.Kh., red.; YUKHIN, I.V., red.; KONOVALYUK,
I.K., mlad. red.; GOLITSYN, A.V., red. kart; ARDANOVA, N.P.
tekhn. red.

[Conquered summits; Soviet alpinism between 1958 and 1961] Po-
bezhdennye vershiny; sbornik sovetskogo al'pinizma, 1958-1961.
Moskva, Geografiz, 1963. 406 p. (MIRA 16:6)
(Mountaineering)





C.A

7

Effects of sparking and the mutual influence of elements in spectral analysis. L. N. Filimonov. *Izvest. Akad. Nauk S.S.S.R., Ser. Fiz.* 12, 462-411(1948).—As a result of the action of the spark on the surface of the electrodes, the relative intensities of a given analytical line pair change with the length of the sparking. Reptl. curves of such changes, as a function of the length of time of sparking, are of 2 distinct types. One is illustrated by the curve of Mn, line pair Mn II 2578.1-Fe 2577.9 A. in a heat resistant steel; in air, the relative intensity ΔS first increases with time, passes through a max. (between 5 and 10 sec.), then falls and levels off. The 2nd type is represented by Ni in a 15% Ni steel, line pair Ni I

3000-Fe 3005 A.; here, ΔS remains const. for about 20 sec., then falls to a min., rises again, and levels off. The 1st type is encountered with elements more readily oxidizable than the main constituent of the alloy, the 2nd, with elements less subject to oxidation. The variation of ΔS is due to formation of superficial oxide films of varying compn., other than the compn. of the alloy, as a result of reduction of oxides by other metals. It was found that the emitted atoms are supplied mainly by the oxide film on the surface of the electrode. That film, in the first stages of the sparking, is always enriched in the more readily oxidizable component, which results in either a max. or a min.; on further prolonged sparking, this process is reversed. In the steady stage, the surface becomes covered with droplets of fused oxides. The Mn content of a stainless steel, detd. against an Fe line, was found, after a one-min. preliminary sparking, 100-300% too high; 23 at. % Si gave, under the same conditions, a Mn content too high by 600-1000%, whereas 15 at. % Ni lowered the result by 20%. Correspondingly, the curve of the increment of ΔS of Mn, due to the presence of the 3rd element, as a function of the length of time of sparking, passes through a max. in the presence of 15 at. % Cr, and through a min. with 15 at. % Ni. N. Thon

FILIMONOV, L. M.

Cand Tech Sci

Dissertation: "Investigation of the Sparking Effect, Influence of Third Elements and Influence of Structure in the Process of Quantitative Spectrum Analysis."

24 March 49

Moscow Inst of Steel
imeni I. V. Stalin

SO Vecheryaya Moskva
Sum 71

CA

3

The nature of the "flare-ups" of lines of spectra in...
voltaic arc. L. N. Pilyonov. *Zavodskaya Lab.* 15,
689-91(1949).--Connection of sample C as the cathode
leads to more frequent flare-ups due to more frequent
shifting of the arc site than is the case with the anode, on
which the oxides forming a surface film tend to restrict
the motion of the arc. G. M. Kosolapoff

"APPROVED FOR RELEASE: 06/13/2000

CIA-RDP86-00513R000413030006-4

APPROVED FOR RELEASE: 06/13/2000

CIA-RDP86-00513R000413030006-4"

FILIMONOV, L. N.

PA 152T95

USSR/Physics - Spectrum Analysis
Chemistry - Calcination, Effect
of

Oct 49

"Research on the Effect of Calcination and the Influence of Third Elements During Spectral Analysis." Report II, Research on the Nature of the Effect of Third Elements, " L. N. Filimonov, 15 1/2 pp

"Zavod Lab" Vol XV, No 10

Studied with spectroscope the two types of third elements, those with greater (e.g., chromium and aluminum) and those with lesser (nickel, cobalt, copper) affinities for oxygen
152T95

USSR/Physics - Spectrum Analysis Oct 49
(Contd)

than for the basic element of the alloy. Gives relative calcination curves for nitrated and unnitrated niobium, silicon, chromium, manganese, and copper specimens.

152T95

FILIMONOV, L. M.

L. M. Filimonov. Means for increasing the precision and sensitivity of quantitative spectrum analysis of copper of high purity. P. 1200

State Inst. of the
Ind. of Treatment of
Non-ferrous metals.

SO: Factory Laboratory, No. 10, 1950

FILIMONOV, L. N.

USSR/*Metals* - Alloys
Spectrum Analysis

Apr 50

"Application of the Carbon Electrode for Spectrum Analysis of Alloy#," I. M. Veselovskaya, V. G. Koritakiy, L. E. Filimonov, Moscow Inst of Steel and I. V. Stalin, 8 $\frac{1}{2}$ pp

"Zavod Lab" Vol XVI, No 4

Discusses application of carbon electrode in spectrum analysis. Carbon electrode, having definite advantages in application to analyzing low-alloy steels, may lead to systematic errors when used for analysis of some high-alloy steels, as stainless, acid-resisting, and heat-resisting alloys, and also of alloys on bases of copper, nickel, cobalt, and other metals. Investigates and discusses influence of carbon electrode on analysis process, and compares its action with that of metal electrodes.

PA 160770

USSR/ Physics - Spectral analysis

Card 1/1 Pub. 43 -- 41/97

Authors : Filimonov, L. N.


Title : Utilization of corrected synthetic standards during spectral analysis

Periodical : Izv. AN SSSR. Ser. fiz. 18/2, page 269, Mar-Apr 1954

Abstract : Brief evaluation is presented of the existing methods of correcting synthetic standards and the method of series approximations by pointing out their deficiencies. The author proposes a certain change in the correction method which would offer an accurate evaluation of the error.

Institution : State Scientific Research and Planning Institute for the Treatment of Non-Ferrous Metals

Submitted :



USSR

2123. Allowance for impurities of the base metal
in synthetic standards for spectrographic analysis.
L. N. Filimonov (Zavod Lab., 1963, 21, 11, 411-414)
A method of correcting the composition
figures for synthetic spectrographic standards for
the impurities in the base is described.

G. S. Serna

FILIMONOV, L.N.

USSR/Optics

K

Abs Jour: Referat Zhur-Fizika, 1957, No 4, 10486

Author : Filimonov, L.N.

Inst : Not Given

Title : Spectral Carbon Electrodes

Orig Pub: Zavod. laboratoriya, 1955, 21, No 9, 1138-1140

Abstract: It is indicated that it is necessary to produce commercially new types of spectral-carbon products, and the fundamental data that must be included in the technical specifications for carbon electrodes and carbon powder are given. The dimensions and the shape of the standard electrodes are indicated. Means are recommended for checking the purity and the packing of the carbons and the powder, used in the analysis of the materials of high degree of purity. A requirement is imposed that the certificate accompanying the electrodes and the powder contain results of tests for purity, heat conduction, electroconductivity, porosity and in the case of powder of its pressing ability.

Card : 1/1

Филимонов, Л. Н.

34(7) PHASE I BOOK EXPLOITATION 80V/1700

L'Nov, Universitet

Materialy I Vsesoyuznogo soveshchaniya po spektroskopii, 1956. t. II: Atomnaya spektroskopiya (Materialy of the 10th All-Union Conference on Spectroscopy, 1956, vol. 2) (Soviet Spectroscopy) Moscow: Izdatel'stvo Khimii, 1958. 568 p. (Series: Itogi Nauchnogo i Tekhnicheskogo Svoznaniya, 1958, no. 10) 5,000 copies printed.

Additional Sponsoring Agency: Akademiya nauk SSSR, Komissiya po spektroskopii.

Editorial Board: G.S. Landsberg, Academician, (Resp. M.); B.S. Rapoport, Doctor of Physical and Mathematical Sciences; I.I. Fabelinskiy, Doctor of Physical and Mathematical Sciences; V.A. Fabrikant, Doctor of Physical and Mathematical Sciences; V.G. Koritskiy, Candidate of Technical Sciences; S.M. Mayzelskiy, Candidate of Physical and Technical Sciences; L.K. Kuliyevskiy (Deceased), Doctor of Physical and Mathematical Sciences; G.I. Olsherman, Doctor of Physical and Mathematical Sciences; M.I. S.K. Gasser, Tech. M.; I.V. Skrupnik.

PURPOSE: This book is intended for scientists and researchers in the field of spectroscopy, as well as for technical personnel using spectrum analysis in various industries.

CONTENTS: This volume contains 177 scientific and technical studies of atomic spectroscopy presented at the 10th All-Union Conference on Spectroscopy in 1956. The studies were carried out by members of scientific and technical institutes and include extensive bibliographies of Soviet and other sources. The studies cover many phases of spectroscopy: spectra of rare earths, electromagnetic radiation, physicochemical methods for controlling uranium production, physics and technology of gas discharge, optics and spectroscopy, abnormal dispersion in metal vapors, ores and minerals, the combustion theory, spectrum analysis of metals and alloys, photographic methods for quantitative analysis of metals and alloys, spectral determination of the hydrogen content of metals by means of spectrographic analysis, studies of spectral lines, photometric methods of calibration, statistical study of errors in the parameters of calibration curves, detection of traces of metals, spectrum analysis in metallurgy, thermochemistry in metallurgy, and principles and practice of spectrochemical analysis.

Card 2/11

| | |
|--|-----|
| Филимонов, Л. Н., and B. H. Kagan. Spectral Analytic Determination of Carbon and Hydrogen in Titanium | 222 |
| Outerman, S.A., and Ya. D. Ryzhbaum. Use of Radioactive Indicators in Spark Discharge Studies | 250 |
| Mal'tsev, M.O., Ye. A. Pritsava, and K. I. Tiganov. Some Constant Physical Characteristics of Contact Electric Spark Sampling in Spectrum Analysis | 252 |
| Porbat, A.M., M.O. Mal'tsev, and K. I. Tiganov. Effect of Tertiary Components in Spectrum Analysis With Electric Sampling | 255 |
| Shayevich, A.B. Effect of Alloy Structure on the Results of Spectrum Analysis of Cast Iron | 257 |
| Podshenskiy, I.V., and G.M. Lapina. Metal Electrode Erosion in a Low-voltage Spark | 262 |
| Филимонов, Л. Н. Relation of the Composition of the Sample to the Emission Cloud in Light Sources for Spectrum Analysis | 265 |

Card 16/31

FILIMONOV, L.N.; ESSEN, A.I.

Quantitative spectrochemical analysis of admixtures in binary
brasses. Zav.lab.22 no.4:426-435 '56. (MLRA 9:7)

1.Institut "Gipretsvetmetobrabotka".
(Brass--Spectra)

SOV/137-58-9-20309

Translation from: Referativnyy zhurnal, Metallurgiya, 1958, Nr 9, p 313 (USSR)

AUTHORS: Filimonov, L.N., Essen, A.I.

TITLE: Quantitative Spectrochemical Determination of Impurities in Binary Brasses (Kolichestvennoye spektrokhimicheskoye opredeleniye primesey v dvoynykh latunyakh)

PERIODICAL: Tr. Gos. n.-i. i proyekt. in-ta po obrabotke tsvetn. met., 1957. Nr 16, pp 127-148

ABSTRACT: Bibliographic entry. Ref. RZhMet, Nr 11, abstract 13147

1. Brass--Impurities 2. Brass--Spectrographic analysis 3. Chemical impurities--Determination

Card 1/1

FILIMONOV, L.N.

137-58-4-8569

Translation from: Referativnyy zhurnal, Metallurgiya, 1958, Nr 4, p 322 (USSR)

AUTHORS: Filimonov, L.N., Essen, A.I.

TITLE: Spectrochemical Determination of Lithium in Copper (Spektro-khimicheskoye opredeleniyeli^{ti}ya v medi)

PERIODICAL: Tr. Gos. n. -i. i proyekt. in-ta po obrabotke tsvetn. met., 1957, Nr 16, pp 149-156

ABSTRACT: The object of the work was an investigation of the possibility of identification (of Lithium? Transl. Ed.) by means of the 6707, 844, 3232.61, and 6103.642 lines under various regimes of globular arcs in the 0.0005-0.06% concentration interval. Eight Li-Cu alloys in all were prepared. The alloys were made by mixing titrated solutions of the necessary strength, evaporating them, annealing them at 600°C and pressing the briquets in a steel mold. The light source was a 1.5-5.8 amp dc arc fed from a stabilized source. The counterelectrode was a rod of pure Cu, 8 mm in diameter, brought to a truncated conical point, the radius of curvature of the apex being 1.5 mm. The arc length was held constant (3.5 mm) by means of a projection lens providing 25-fold enlargement on the screen. A Dietert

Card 1/2

137-58-4-8569

Spectrochemical Determination of Lithium in Copper

spectrograph with 7 angstrom/mm dispersion and a 60 micron aperture was employed. Lines of anneal were plotted for the plate and cathode and, in view of the high stability of the plate melt, graduated graphs of plate briquets weighing 0.5 g were drawn. The possibility of identifying 0.0005-0.008 concentrations of Li in Cu by means of the 6103.64 line was established. At higher concentrations it is desirable to dilute the pure Cu specimen by dissolving it and to employ the 3232.6 Li line and the melt at the anode.

A. F.

1. Lithium--Determination
2. Copper-lithium alloys--Spectrographic analysis

Card 2/2

Filimonov, L.N.

2934. Spectrographic determination of nitrogen
 and oxygen in filimonov (P. N. Ragan and
 Filimonov, 'Giprosvetmetobrabotka' Inst.), Zh. Obshch.
 Khim., 1957, 23 (2), 185-187. The method des-
 cribed by Sventitskil et al. (Anal. Abstr., 1936, 3,
 3568) is found to be unsatisfactory. G. S. SAKH

PM
 [Handwritten initials]

4-1-1
 4547
 4620

AUTHORS:

Filimonov, L.N.
Filimonov, L.N., Essen, A.I., Zakharova, Z.A.

32-11-18/60

TITLE:

The Determination of Admixtures in Titanium by Means of Spectral Analysis (Spektral'no-analiticheskoye opredeleniye primesey v titane)

PERIODICAL:

Zavodskaya Laboratoriya, 1957, Vol. 23, Nr 11, pp.1313-1315 (USSR)

ABSTRACT:

This paper investigates the problem of determining 12 different metal admixtures in the concentrations of 0.01-0.2% in technically pure titanium, from which various objects are manufactured (such as rods, tubes, blades, etc.). Though publications dealing with this subject were available [ref.1,2,3,4,5,6], an improved method for the spectro-analysis of titanium was recommended. A globule arc lamp was used as a light source. Such trouble as difficult meltability, low electric conductivity, and an inclination of spraying the titanium oxides in the arc lamp was dealt with by mixing the titanium oxides with other elements. In the present case titanium dioxide was mixed with copper dioxide and pressed into briquets (0.5 g). In the same manner as the corresponding standard gauged samples were prepared, and for copper, nickel, cobalt, iron, manganese, and magnesium the oxide powders were obtained by synthetical means, i.e. by dissolution of the pure elements in nitric acid and vaporisation, or, in the case of

Card 1/2

32-11-18/60

The Determination of Admixtures in Titanium by Means of Spectral Analysis

TiO₂, SiO₂, WO₃, Al₂O₃, Cr₂O₃, MoO₃, V₂O₅, Nb₂O₅ by mechanical mixing. The briquets produced were switched on as a cathode in the arc lamp on a graphite carrier. Exposure took place at the moment when the briquet was molten, the arc provided a uniform light on the basis of the drops of the molten sample. The spectrograph and a diffraction net supplied by the firm of Diterf were used. There are 1 figure, 1 table, and 13 references, 8 of which are Slavic.

ASSOCIATION: The "Giprotvetmetobrabotka" Institute (Institute for Nonferrous Metals) (Institut "Giprotvetmetobrabotka")

AVAILABLE: Library of Congress

Card 2/2

FILIMONOV, L.N.

53-2-8/9

AUTHORS: Koritskiy, V.G., Nalimov, V.V., Nedler, V.V., Payskiy, S.M.
Rusanov, A.K., Filimonov, L.N.

TITLE: A Short Survey of the Development of the Emission Spectral
Analysis in the USSR (Kratkiy ocherk razvitiya emissionnogo
spektral'nogo analiza v SSSR)

PERIODICAL: Uspekhi Fiz. Nauk, 1957, Vol. 62, Nr 2, pp. 435 - 454 (USSR)

ABSTRACT: A voluminous investigation of the flame spectra from a Bessemer
converter (bessemerovskiy konvertor), was published in 1876
by D.K. Chernov. D.K. Chernov furthermore found several inter-
esting laws with respect to the relation between the flame
spectrum and certain stages of the Bessemer proces. (bessemerovs-
kiy protsess). All these laws, however, were of an entirely
qualitative character. First publications on spectroscopy were
published in the Soviet Union at the end of the twenties. 1931
S.G. Landsberg turned his interest towards practical spectral
analysis, and together with his students he started the system-
atic elaboration of the practical applications of the emission
spectral analysis. From 1931 to 1950 about 1000 investigations
were published in the scientific journals of the Soviet Union,
and this number doubled up to the present. This indicates a

Card 1/3

53-2-8/9

A Short Survey of the Development of the Emission Spectral Analysis in the USSR

very wide range of the research dealing with this subject. The majority of this papers were published in the journal "Zavodnaya laboratoriya" (Plant Laboratory) and "Izvestiya Akademii Nauk SSSR, Seriya Fizicheskaya". The first section of this survey deals with apparatus for the spectral analysis. In the machine-building industry spectral analysis is utilized for the control of the casting of iron and non-ferrous metals as well as for the control of semifinished products, single parts and finished production parts. By these means the metals delivered to the plants are also controlled. Spectral analysis was employed to a special degree in the automobile plant "ZIL". In iron metallurgy the spectral analysis is used for the express-analysis of steel during its production and for the final analysis, the so-called "marking analysis". Further possibilities of application in iron metallurgy are enumerated. In the metallurgy of non-ferrous metals and in iron metallurgy as well, the semi quantitative methods of analysis are employed with success. The spectral analysis also makes possible a fast and practically simultaneous determination of the chemical elements contained in the mineral raw materials. There are 13 figures, 3 tables and 75 Slavic references.

Card 2/3

53-2-0/9
A Short Survey of the Development of the Emission Spectral Analysis in the
USSR

AVAILABLE: Library of Congress

Card 3/3

FILIMONOV, L.N.; MAKULOV, N.A.; ZAKHAROVA, Z.A.

Determination of impurities in pure tungsten preparations.
Fiz.sbor. no.4:40-42 '58. (MIRA 12:5)

1. Gosudarstvennyy nauchno-issledovatel'skiy i proyektnyy
institut obrabotki tsvetnykh metallov (Giprotsvetmetobrabotka).
(Tungsten--Spectra)

FILIMONOV, L.N.

66355

SOV/81-59-19-67721

5.5310

Translation from: Referativnyy zhurnal. Khimiya, 1959, Nr 19, p 124 (USSR)

AUTHORS: Filimonov, L.N., Kagan, N.M.

TITLE: On the Spectral-Analytic Determination of Carbon and Hydrogen in Titanium

PERIODICAL: Fiz. sb. L'vovsk. un-t, 1958, Nr 4(9), pp 222 - 225

ABSTRACT: The possibility of determining 0.01 - 1% of C in titanium by the line 2296.89 A has been studied. The spectra are excited in the discharge of a high-voltage condensed spark from a Dietert generator with a Cu-electrode, sharpened to a truncated cone with an area of 1 mm in diameter; the interelectrode gap is adjusted equal to 1.25 - 1.5 mm. Synthetic standards are employed made of briquetted and calcined mixtures of magnesium-thermal titanium and Ti carbide powders. Surface pollutions with C-containing substances are sources of errors. Preliminary burning eliminates the pollutions in an O₂ atmosphere or in mixtures of other gases with O₂, but in pure He and N₂ even longlasting burning does not eliminate the surface pollutions. The absolute sensitivity of C determination is less in an O₂ medium and increases on adding N₂ or He to it;

Card 1/2

4

66355

SOV/81-59-19-67721

On the Spectral-Analytic Determination of Carbon and Hydrogen in Titanium

at an addition of $> 50\%$ the sensitivity does not increase and the intensity of the spectrum decreases. In the analysis in an air medium the calibration graph starts bending at C concentrations of $< 0.1\%$ in the sample, but in O_2 and in mixtures of O_2 with a three-fold volume of N_2 or He the linearity of the graph is maintained up to 0.05% . H in titanium is determined by the line 6562.85 \AA at the excitation of the spectra by a pulse discharge with a capacitance of $1,000 \mu\text{ farad}$, an inductance of $0.05 \mu\text{ henry}$ and a spark gap of 0.3 mm . The analysis is carried out on a device with a reverse linear dispersion of 500 \AA/mm in the region of the H line which is resolved from the line C 6578.03 \AA at a slit width of 0.005 mm . The spectra of the samples of the iodide, calcium-thermal and magnesium-thermal titanium with equal H contents ($\sim 0.012\%$) show a strong change in the intensity of the background of the spectrum (up to 4 times), which increases with the increasing content of the admixtures. Considerations on the manifestation of the effects of third elements on the analysis results are expressed.

N. Sventitskiy ✓

Card 2/2

FILIMONOV, L.H.

Relationship between the composition of a sample and the
emitting cloud in light sources for spectrum analysis.

Fiz.sbor. no.4:265-276 '58.

(MIRA 12:5)

1. Gosudarstvennyy nauchno-issledovatel'skiy institut obrabotki
tsvetnykh metallov "Giprotsvetmetobrabotka."
(Spectrum analysis)

AUTHORS: Filimonov, L.N., Khandros, V.O. 32-24-6-18/44

TITLE: Photoelectric Spectral Analysis in Foreign Countries
(Fotoelektricheskiy spektral'nyy analiz za rubezhom), Survey (Obzor)

PERIODICAL: Zavodskaya Laboratoriya, 1958, Vol 24, Nr 6, pp 712-723 (USSR)

ABSTRACT: The present survey was compiled according to data obtained from foreign countries and deals mainly with the analysis of nonferrous metals and alloys. First, the working principle and the classification of the apparatus is explained on the basis of a graph and calibration diagrams. As examples, a quantometer produced by the firm of ARL, USA, a 30-channel polychromator produced by the firm of Hilger, England, and a quantometer produced by the firm of Shimadzu, Japan, and several others are described; several illustrations and explanations are given. Several concrete examples of analytical tasks performed by means of photoelectric devices are mentioned and various data are given in form of tables. A special table contains data concerning the accuracy of analysis as well as a graphically carried out comparison of the error limit determined by the chemical method, spectral analysis with photographic recording, and photoelectric recording. A survey is given of the rapid-

Card 1/2

Photoelectric Spectral Analysis in Foreign Countries. Survey

32-24-6-18/44

ity and efficacy of analysis, and in this connection auxiliary operations and their mechanization are discussed. The application of photoelectric devices in various branches of industry and their technical and economic effect is also mentioned, on which occasion it is said that the staff of analysts can be reduced and the quality of production can be improved; in this connection the pioneer work performed in this field by the Midland Magnesite Works in the USA is specially mentioned. Following the example of foreign firms, which have special offices imparting advice with respect to construction and assembly, similar organizations ought to be established in the USSR. In conclusion it is stated that there are good prospects for the solution of numerous problems as e.g., the application of a horizontal light arc with an air-blowing device and the application of photoelectric apparatus for the analysis of iron, minerals, etc. Moreover, several alterations and improved modes of application are suggested. There are 9 figures, 6 tables, and 39 references, 6 of which are Soviet.

1. Alloys--Analysis
2. Spectrum analyzers--Equipment
3. Spectrum analyzers--Effectiveness
4. Photoelectric equipment--Applications

Card 2/2

5(4)

SOV/32-25-4-1/71

AUTHORS:

Koritskiy, V. G., Polyakova, V. V., Pilimonov, L. H.

TITLE:

Standards for the Spectrum Analysis (Ob etalonakh dlya spektral'nogo analiza)

PERIODICAL:

Zavodskaya Laboratoriya, 1959, Vol 25, Nr 4, pp 387-390 (USSR)

ABSTRACT:

The problem of a unification in the manufacture of standard samples (SS) for the spectrum analysis arises in the USSR. In the present paper it is pointed out that at present the only institution especially charged with this problem is the Laboratoriya standartnykh obraztsov Ural'skogo instituta chernykh metallov (LSO) (Laboratory for Standard Samples of the Ural Institute of Iron Metals), and that there only SS for the analyses of iron metals are being made. For the manufacture of SS for the analyses of other metals there are at present about 15 different organizations where this work is done, for the major part in an unorganized way. In particular, it is suggested to reorganize the LSO to the Institut spektral'nykh etalonov i khimicheskikh normaly (Institute for Spectral Standards and Chemical Standards). For the more special analyses of pure metals, for instance, the institutes of the proper branches of in-

Card 1/2

Standards for the Spectrum Analysis

SOV/32-25-4-1/71

dustry, such as Gipronikel', Giprotsmo, Gintsvetmet, VNIITsvetmet, VAMI, TsNIIolovo etc should be appertaining. An example for passing from the usual small-scale manufacture of SS for the "proper use" to a common manufacture of SS was already given by a firm which prepared a series of 50 high-quality SS of the bronze Br. AZh 9-4. A suggestion for an extended centralization of the manufacture of SS was also made by the Kamensk-Ural'skiy zavod obrabotki tsvetnykh metallov (Kamensk-Ural Works for the Processing of Nonferrous Metals). Good SS for copper alloys MTs 2 are issued by the Kaluzhskiy turbinniy zavod (Kaluga Turbine Works). Some shortcomings of the present manufacture of SS are pointed out, and it is stated that in the planning and execution of a controlled manufacture of SS an important part is played by the works laboratories, the technical departments of the firms, the administration of the Councils of Economy, and particularly the Komitet standartov (Committee of Standards).

Card 2/2

5 (2)

AUTHORS:

Filimonov, L. N., Polyakova, V. V.

SOV/32-25-8-27/44

TITLE:

On Standard Samples for Spectrum Analysis

PERIODICAL:

Zavodskaya laboratoriya, 1959, Vol 25, Nr 8, pp 972-980 (USSR)

ABSTRACT:

The All-Union standard samples (SS) for spectrum analysis of steels, cast iron and iron alloys as well as those (SS) for the chemical analysis are now being delivered. There is a list of the (SS) of metals, alloys, ores and the processing products (including the type designations) (Tables 1-8). The (SS) prepared by the Laboratoriya standartnykh obraztsov Ural'skogo instituta Chernykh metallov (LSO) (Laboratory of the Standard Samples of the Ural Iron-metal Institute (LSO)) are not listed, as they have been listed before (Ref 1). The article contains some data on the planned preparation of new (SS) (Tables 1, 3, 4, 8). The above-mentioned tables give the installations in which the (SS) are being prepared, and the following are especially mentioned:
Gintsvetmet - Gosudarstvennyy institut tsvetnykh metallov (Moskva) (Gintsvetmet - State Institute of Non-ferrous Metals (Moscow)),
Vniitsvetmet - Vsesoyuznyy nauchno-issledovatel'skiy institut tsvetnykh metallov (g. Ust'-Kamenogorsk) (Vniitsvetmet - All-Union Scientific Research Institute of Non-ferrous Metals (City:

Card 1/2

On Standard Samples for Spectrum Analysis

SOV/32-25-8-27/44

Ust'-Kamenogorsk)), IONKh AN USSR - Institut obshchey neorganicheskoy khimii AN USSR (Laboratorii v Odesse) (IONKh AS UkrSSR - Institute of General Inorganic Chemistry of the AS UkrSSR (Laboratories in Odessa)), Tsniolovo, Gipronikel', Giprotsvetmetobrabotka, VAMI - Vsesoyuznyy alyuminiyevomagniyevyy institut (VAMI - All-Union Aluminum-magnesium Institute), Komissiya po spektroskopii pri IFM - Komissiya po spektroskopii pri Institute fiziki metallov, g. Sverdlovsk (Commission for Spectroscopy at the IFM - Commission for Spectroscopy at the Institute of Metalphysics, City: Sverdlovsk), VIAM, Irkutskiy gosudarstvennyy institut redkikh i malykh metallov (Irkutsk State Institute of Rare and Minor Metals). The article contains a list of the (SS) for rare metals and its ores, given in 7 groups, to be prepared by the IONKh of the AS UkrSSR, and there also is an explanation of the preparation method and the testing of the (SS). There follows a description of the preparation of the material for producing the (SS) and some examples. A separate paragraph treats the determination of the components of the (SS). There are 8 tables and 30 references, 29 of which are Soviet.

Card 2/2

5 (2), 24 (7)

AUTHOR:

Filimonov, L. N.

SOV/32-25-8-14/44

TITLE:

Methods for Spectrum Analysis of Metals With a High Degree of Purity. A Survey

PERIODICAL:

Zavodskaya laboratoriya, 1959, Vol 25, Nr 8, pp 936 - 946 (USSR)

ABSTRACT:

The author investigated the sensitivity (S) of several spectrum analysis (SA) methods developed and applied at present in the USSR for the analysis of pure metals and their alloys. As an example for a (SA) in which the source of light is a spark or arc and in which the sample is a metal sample, he gives the results of determination of impurities in Cu, Ag, Sn, Pb, Au, and Bi (Table 1). The sensitivity of these methods is described as 10^{-3} - $10^{-4}\%$. The data concerning Cu-, Sb-, and Ti-powder in briquette shape give the (S) of (SA) as 10^{-3} - $10^{-4}\%$ (Table 2). The (SA) on drops of a melt (globe spark - arc) showed a (S) of the above order of magnitude, as is shown in the (SA) of melts of the oxides of Cu, Ni, Co, and Ti (Table 3). The efficiency of this kind of analysis was confirmed by the investigations of V. P. Khrapay and G. M. Gusev (Ref 18). The discharge with a hollow

Card 1/3

Methods for Spectrum Analysis of Metals With a High Degree of Purity. A Survey SOV/32-25-8-14/44

cathode (HC) gives a high (S) at the determination of impurities according to M. P. Chayka, Yu. I. Kerovin, and L. V. Lipis (Refs 21, 54), as for example the impurity of F and Cl in thorium- or uranium oxides (Table 8). The most generally used method is the burning of the sample in the arc between the carbon electrodes at the analysis of pure metals. Thus, a (S) of

$10^{-3} - 10^{-4}\%$ (or $10^{-2} - 10^{-5}\%$) can be attained as is shown in the analysis results of 53 impurities to 32 substances (Table 4). At these (SA) such methods can also be used the thermo-chemical reactions of which take place in the carbon cathode and fragile compounds are being formed (Table 5). (The description of these methods was taken from the book of A. K. Rusanov.) The method of direct evaporation is especially efficient in the determination of substances having multiline spectra (Table 7). The article contains a comparison of the (3) in the method of direct evaporation and that of fractionating-distillation in the arc and the (HC) (Table 8). The method of the evaporation and the distillation of the basic substance is based on the same principle as that of the direct evaporation method, but the first

Card 2/3

Methods for Spectrum Analysis of Metals With a High Degree of Purity. A Survey SOV/32-25-8-14/44

is more sensitive (Table 9). The combination methods based on chemical separation of the impurities from the basic substance and the reversed evaporation method have approximately the same (S) as is demonstrated in the admixture of Sn, Si, Sr, and Cr, Zn, Sb, and Bi etc (Table 10). The (SA) for the determination of gases and metaloids in metals was developed in the last few years and their (S) is satisfactory as is proved by determination of hydrogen and carbon in a series of metals (Table 11). The flame-photometrical method is mainly applied in the determination of alkali- and alkaline-earth metals, for example for Li, Zr, and Re (Table 12). The article contains one example of the determination of the elements of rare earths and their number in La made by using the adsorption spectra (Table 13). There are 13 tables and 67 references, 62 of which are Soviet.

Card 3/3

FILIMONOV, L.N.; MAKULOV, N.A.; ZAKHAROVA, Z.A.

Determination by spectrum analysis of impurities in tungsten preparations. Trudy Kom. anal. khim. 12:226-235 '60. (MIRA 13:8)
(Tungsten--Analysis) (Spectrum-analysis)

FILIMONOV, L.N., kand.tekhn.nauk

"Practical manual on spectral analysis" V.S.Burakov,
A.A.Iankovskii. Reviewed by L.N.Filimonov. Zav.lab.
28 no.1:128 '62. (MIRA 15:2)

(Spectrum analysis)

(Burakov, V.S.)

(Iankovskii, A.A.)

FILIMONOV, L.N.

New means for improving the reproducibility and the correctness
of the spectral determination of the principal components of alloys.
Zav.lab. 29 no.8:930-935 '63. (MIRA 16:9)

1. Gosudarstvennyy nauchno-issledovatel'skiy i proyektnyy institut
splavov i obrabotki tsvetnykh metallov.
(Alloys--Analysis) (Spectrum analysis)

FILIMONOV, L.V.

Barriers controlled from block posts. Put' i put. khoz. no.9:25
S '58. (MIRA 11:9)

1. Inzhener dstantsii, st. Vyazemskaya Dal'nevostochnoy dorogi.
(Railroads--Signaling)

FILIMONOV, L.V.

.25(2)

PHASE I BOOK EXPLOITATION

SOV/2043

Moscow. Vyssheye tekhnicheskoye uchilishche imeni N. Ye. Baumana.
Kafedra "Metallorazhushchie stanki i avtomaty"

Voprosy avtomatostroyeniya [sbornik] (Problems in the Construction
of Automatic Machine Tools [Collection of Articles]) Moscow, Mash-
giz, 1959. 213 p. 3,200 copies printed.

Ed.: G.A. Shaumyan, Doctor of Technical Sciences, Professor; Ed. of
Publishing House: A.F. Balandin; Tech. Ed.: A.F. Uvarova; Manag-
ing Ed. for Literature on Metalworking and Tool Making (Mashgiz):
R.D. Beyzel'man, Engineer.

PURPOSE: This collection of articles is intended for engineers and
technicians in machine-tool manufacturing.

COVERAGE: This collection of articles deals with theoretical and ex-
perimental investigations on the functioning of transmission mech-
anisms of single-spindle bar-stock automatic machine tools, the
kinematic and dynamic design of cam mechanisms, and machining ac-

Card 1/5

Problems in the Construction (Cont.)

SOV/2043

curacy of bar-stock automatic machine tools. Investigation of relieving lathes by means of wire resistance gages, and the construction of instruments for determining the rigidity of automatic machine tools are discussed. No personalities are mentioned. References follow several of the articles.

TABLE OF CONTENTS:

Shaumyan, G.A. [Doctor of Technical Sciences, Professor]. Experience of Innovators in Manufacture and the Problems of the Science of Machinery 3

The author points out innovations in various fields and stresses the necessity of developing the science of machinery in close contact with plant practices.

Kamyshnyy, N.I. [Candidate of Technical Sciences, Docent]. G.M. Golovin -- Initiator of Machine Tool Kinematics 13

The essentials of G.M. Golovin's method of machine tool kinematics, his general formula for designing machine tools, and the dividing head of his design are presented.

Card 2/5

Problems in the Construction (Cont.)

SOV/2043

Zagorodnikov, A.Ya. [Candidate of Technical Sciences, Docent]. Investigation of Transmission Mechanisms of Single-spindle Automatic Lathes 25

Transmission mechanisms (gearing between cam and operating unit) of single-spindle automatic lathes are reviewed. Bellows and ball-type transmission mechanisms are kinematically analyzed. The article describes a unit for testing transmission mechanisms designed by the author, automatic lathes with ball-type control, and GASH-11 and GASH-12 transmission mechanisms designed at MUTU.

Pronikov, A.S. [Doctor of Technical Sciences, Professor]. Methods for the Kinematic and Dynamic Design of Cam Mechanisms for Automatic Machine Tools 71

Types of cam mechanisms are described, basic formulas derived, and nomograms presented for their kinematic design. Methods for determining geometric parameters of typical cam mechanisms and review problems of kinematic analysis are given. The dynamic interpretation of formulas for kinematic analysis and design methods for maximum effectiveness of automatic machine tools are also pre-

Card 3/5

Problems in the Construction (Cont.)

SOV/2043

sented.

Filimonov, L.V. [Engineer], (Deceased). Investigation of Machinery Accuracy of Bar-stock Form-cutting and Cut-off Automatic Lathes 123
Factors determining machining accuracy of an automatic machine tool are discussed. The machine, the tool, and the machined part are treated as a whole elastic system, and the effect of errors in this system (especially between chuck and part) on the machining accuracy is analyzed in detail.

Kuznetsov, M.M. [Candidate of Technical Sciences, Docent]. Investigation of Relieving Lathes During Operation by Use of Wire Resistance Gages 183
Forces active during operation, their distribution, and vibrations of the tool, arbor, ways, and frame are discussed. Some special features in construction and operation are analyzed.

Dal'skiy, A.M. [Candidate of Technical Sciences, Docent]. Instruments for Determining Rigidity of Metal-cutting Automatic Machine Tools 207
An instrument for simultaneous loading of elements of conventional machine tools with simulated cutting forces was built

Card 4/5

Problems in the Construction (Cont.)

SOV/2043

at Leningradskiy politekhnicheskiy institut imeni Kalinina (Leningrad Polytechnical Institute imeni Kalinin) and used successfully to determine the rigidity of conventional lathes. A special dynamometer for the same purpose for use on the model 1112 automatic lathe is also discussed. Application of this dynamometer is shown.

AVAILABLE: Library of Congress

Card 5/5

GO/bg
9-18-59

FILIMONOV, M.

Procedures for fuel filling. Avt. transp. 42 no.9:26-27 S '64.
(MIRA 17:11)

FILIMONOV, M. A.

FILIMONOV, M. A. -- "The Problem of the Stability and Deformation Calculation of Single-Story Regular Skeletons." Min Higher Education USSR. Novocherkassk, 1955. (Dissertation for the Degree of Candidate in Technical Sciences).

So: Knizhnaya letopis', No 8, 1956, pp 97-103

FILIMONOV, M.A.

Spatial stability of flat frames. Trudy NPI 91:83-90 '60.
(MIRA 14:5)
(Structural frames)

FILIMONOV, M. A.

Grasses

Cleansing, sorting and drying of grass seeds. Korm. baza, No. 11, 1951

Monthly List of Russian Accessions, Library of Congress, March 1952. UNCLASSIFIED.

FILIMONOV, M. A.

"Value of Annual Grass Seeds for Sowing," Korm baza, 3, No.3, 1952

1. FILONOV, M. A.
2. USSR (600)
4. Legumes
7. Characteristics of swelling of live and dead seeds of leguminous grasses. Dokl. AN SSSR 84, no. 2, 1952. Vsesoyuznyy Nauchno-Issledovatel'skiy Institut Kormov im. V. R. Vil'yamsa
9. Monthly List of Russian Accession. Library of Congress, September 1952. UNCLASSIFIED. recd. 4 Feb. 1952.

Improving the seedling qualities of forage grass seeds. Mos'va, Gos. izd-vo sel'hoz. lit-ry, 1952. 166 p.

FILIMONOV, M.A.

Characteristics of germination of seeds of grassy and leguminous forage
crops. Biol.MOIP. Otd.biol. 59 no.2:33-38 Mr-Apr '54. (MLA 7:6)
(Germination)

FILIMONOV, M.A.

Effect of soil moisture on the germination of forage crop seeds.
Biol. MOIP. Otd. biol. 60 no.2:79-89 Mr-Apr '55. (MLRA 8:7)
(Soil moisture) (Germination)

USSR / Cultivated Plants. Fodder Crops.

M-5

Abs Jour : Ref Zhur - Biologiya, No 13, 1958, No. 58639

Author : Filimonov, M. A.

Inst : All-Union Scientific-Research Institute

Title : Germination and Vitality of Seeds of Perennial
Leguminous Grasses According to Cultivation Zones

Orig Pub : Byul. nauchno-tekhn. inform. Vses. n.-i. in-t, 1957,
No 2-3, 53-59

Abstract : Data supplied by the seed-control laboratories about
the germination of seeds of alfalfa, red clover,
esparsette and sweet clover, according to basic soil-
climatic zones of the USSR for 1950-1952 are given. A
high content of so-called hard seeds in the seed material
was noticed in many zones (Siberia, Ural region, Centrum,
North West, South East). Counting as viable, the author

Card 1/2

85

USSR / Cultivated Plants. Fodder Crops.

M-5

Abs Jour : Ref Zhur - Biologiya, No 13, 1958, No. 58639

indicates the possibility of a considerable increase in
germination of seeds by means of scarification. --
B. T. Konik

Card 2/2

COUNTRY : USSR
 THE COPY : CULTIVATED PLANTS, Fodder Grasses and Roots.
 RES. JOUR. : : ILLI THUR - BIOLOGIYA, NO. 4, 1959, No. 15107
 AUTHOR : Pilimonov, M.A.
 INST. : Inst. of Fodders

TITLE : Fodder quality of collapsed seeds of
 clover from the USSR

ORIG. PUB. : Seleksiya i semyenovodstvo., 1958, No.1, 59-60

ABSTRACT : The laboratory of the Institute of Fodders
 investigated the germination and
 protein energy of collapsed clover seeds and
 clover seeds. In laboratory conditions the
 germination of collapsed clover seeds
 varied from 42 to 48% of smooth seeds
 from 41 to 47% in the field respectively and
 49 to 51% and 51% in the field respectively of
 smooth seeds (out of 15) and collapsed
 seeds (out of 15). The germination of
 collapsed seeds was below standard.
 -- Ye.A. Okorokova

DATE : 1/1

FILIMONOV, M.A.

Swelling and viability of seeds [with summary in English].
Biol.MOIP. Otd.biol. 63 no.5:41-51 S-O '58 (MIRA 11:12)
(SEEDS)

FILIMONOV, M.A.

Seed quality requirements of wild perennial forage grasses.
Trudy Bot.inst.Ser.6 no.7:248-253 '59. (MIRA 13:4)

1. Vsesoyuznyy nauchno-issledovatel'skiy institut kormov in.
V.R.Vil'yamsa, Lugovaya.
(Grasses) (Seeds)

FILIMONOV, M. I.

The Second All-Union Conference on Rhenium, sponsored by the Institute of Metallurgy imeni A. A. Baykov, Academy of Sciences USSR, and the State Institute of Rare Metals, was held in Moscow 19-21 November 1962. A total of 335 representatives from 83 scientific institutions and industrial establishments participated. Among the reports presented were the following: autoclave extraction of Re from Cu concentrates (A. P. Zelikman and A. A. Peredereyev); Re extraction from the gaseous phase (V. P. Savrayev and N. L. Peysakhov); recovery of Re by sorption and ion interchange (V. I. Bibikova, V. V. Il'ichenko, K. B. Lebedev, G. Sh. Tyurekhodzhayeva, V. V. Yermilov, Ye. S. Raimbekov, and M. I. Filimonov); production of carbonyl Re (A. A. Ginzburg); electrolytic production of high-purity Re and electroplating with Re (Z. M. Sominskaya and A. A. Nikitina); Re coatings on refractory metals produced by thermal dissociation of Re chlorides (A. N. Zelikman and N. V. Baryshnikov); plastic deformation and thermomechanical treatment of Re (V. I. Karavaytsev and Yu. A. Sokolov); growth of Re single crystals and effect of O₂ on their properties (Ye. M. Savitskiy and G. Ye. Chuprikov); Re-Mo, Re-W, and Re-precious-metal alloys (Ye. M. Savitskiy, M. A. Tykina, and K. B. Povarova); synthesis of Re nitrides, silicides, phosphides, and selenides (G. V. Samsonov, V. A. Obolonchik, and V. S. Neshpor); weldability of Re-Mo and Re-W alloys (V. V. D'yachenko, B. P. Morozov, and G. N. Klobanov); new fields of application for Re and Re alloys (M. A. Tykina and Ye. M. Savitskiy); and Re-Mo alloy for thermocouples (S. K. Danishevskiy, Yu. A. Kocherzhinskiy, and G. B. Lapp). [WW]

Tsvetnyye metally, no. 4, Apr 1963, pp 92-93