

ANDREYEVA, O.I.

Changes in the blood picture in some diseases under the influence of therapeutic factors at the Shoambary Health Resort. Zdrav. Tadzh. 8 no.1:33-36 '61. (MIRA 14:3)

1. Iz kafedry propedevtiki vnutrennikh bolezney (zav. - dotsent V.I.Zaytseva) Stalinabadskogo meditsinskogo instituta imeni Abuali ibni Sino.

(BLOOD)

MAKAREVICH, Ya. A.; ANDREYEVA, O. I.

Case of acute erythromyelosis (Di Guglielmo's syndrome). Zdrav.
Tadzh. 9 no.2:35-36 Mr-Apr '62. (MIRA 15:7)

1. Iz kliniki I gospiatal'noy terapii (zav. - prof. Kh. Kh. Mansurov) Dushanbinskogo meditsinskogo instituta imeni Abuali ibni Sino i klinicheskoy laboratorii Dushanbinskoy gorodskoy bol'nitsy No. 1 (glavnyy vrach - Kh. V. Vakhidov).

(HEMOPOIETIC SYSTEM--DISEASES)

ALIDZHANOV, G.P.; ANDREYEVA, O.I.

Characteristics of hemopoiesis in liver cirrhoses under hot climatic conditions. Zdrav.Tadzh. 9 no.4:19-23 J1-Ag '62.

(MIRA 15:11)

1. Iz kafedry propedevtiki vnutrennikh bolezney (zav. - dotsent V.I.Zaytseva) Tadzhijskogo meditsinskogo instituta im. Abuali ibni Sino.

(LIVER—CIRRHOSIS)

(HEMPOIETIC SYSTEM)

U 52089-65 EWT(m) Feb DIAAP

UR/0286/65/000/009/0018/0018

ACCESSION NR: AP5015234

AUTHORS: Andreyeva, O. I.; Sukhorukov, S. I.; Volkind, S. N.

TITLE: A method for separating radioactive strontium and yttrium. Class 12,
No. 170477

SOURCE: Byulleten' izobreteniy i tovarnykh znakov, no. 9, 1965, 18

TOPIC TAGS: strontium, yttrium, radioactivity, ion exchange, ammonium salt, ammonium acetate

ABSTRACT: This Author Certificate presents a method for separating radioactive strontium and yttrium by means of ion exchange with the use of an ammonium salt as an eluent. To separate strontium-89 in quantity and without a carrier, yttrium and strontium are washed with ammonium acetate at the concentrations of 0.4-0.6N and 2N respectively.

ASSOCIATION: Gosudarstvennyy ordena trudovogo krasnogo znameni institut prikladnoy khimii (State Institute of Applied Chemistry of the Order of Workers Red Banner)

SUBMITTED: 16Apr64

ENCL: 00

S&B CODE: GC

NO REF SOV: 000

OTHER: 000

Card 1/1 *BJB*

L 56491-65 EWT(m)/EWP(t)/EWP(b) Feb DIAAP/LJP(c) JD/JG

ACCESSION NR: AP5017799

UR/0286/65/000/011/0027/0027
546.78.05:539.16:541.183.12

19
18
B

AUTHOR: Andreyeva, O. I.; Tavetkov, V. S.

TITLE: A method for extracting tungsten-181 from radioactive solutions. Class 12,
No. 171395 ¹⁹

SOURCE: Byulleten' izobreteniy i tovarnykh znakov, no. 11, 1965, 27

TOPIC TAGS: radioactive isotope, tungsten, metal extraction

ABSTRACT: This Author's Certificate introduces: 1. A method for extracting tungsten-181 from radioactive solutions produced by dissolving an irradiated target. The tungsten is separated without a carrier by feeding the solution to an ion exchange column with an anion-exchange resin, e.g. EDE-10p in the form of PO₄. The resin is then washed and the tungsten-181 is extracted. 2. A modification of this method in which washing is done with water and a 0.3-0.5 M solution of ammonia. 3. A modification of this method in which a saturated solution of ammonium carbonate is used for tungsten extraction.

21

Card 1/2

L 36191-85

ACCESSION NR: AP5017799

ASSOCIATION: Gosudarstvennyy institut prikladnoy khimii (State Institute of Applied Chemistry)

SUBMITTED: 24Jun64

ENCL: 00

SUB CODE: GC, NP

NO REF SOV: 000

OTHER: 000

2/2
Card

CHERNOVA, T.G.; ANDREYEVA, O.I.

Effect of cortisone on hemopoiesis under conditions prevailing
in high mountains. Pat. fiziol. i eksp. terap. 9 no.3:58
My-Je '65. (MIRA 18:9)

1. Kafedra propedevtiki vnutrennikh bolezney (zav.- dotsent
V.I. Zaytseva) i kafedra topograficheskoy anatomii i operativnoy
khirurgii (zav.- prof. I.G. Kalinicheva) Tadzhikskogo meditsinskogo
instituta, Dushanbe.

ANDREYEVA, O.L.

Paleomagnetic investigation of red-colored clays from the Gzhel' stage of the Moscow Basin. Izv. AN SSSR. Ser. geofiz. no.9: 1382-1383 S '61. (MIRA 14:9)

1. Moskovskiy gosudarstvennyy universitet im. M.V.Lomonosova.
(Moscow Basin--Clay--Magnetic properties)

KHRAMOV, A. N.; ANDREYEVA, O. L.

Use of the data of the disturbing field in determining the direction of the primary magnetization of rocks. Izv. AN SSSR.Ser.geofiz. no. 4:552-555 Ap '64. (MIRA 17:5)

1. Moskovskiy gosudarstvennyy universitet im. M. V. Lomonosova.

ANIREYEVA, O.L.; BUKHA, V.V.; PETROVA, G.N.

Laboratory estimate of the magnetic stability of rocks of the
Czech massif. Izv. AN SSSR. Fiz. zem. no.2:54-64 '65. (MIRA 18:6)

1. Institut fiziki Zemli AN SSSR.

ANDREYEVA, O.M.

VEYSFEYLER, Yu.K. prof., INOGAMOV, A.B., LYUBETSKAYA, M.Z., dots.,
ANDREYEVA, O.M.

Diagnostic value of the cutaneous plaster tuberculin patch.
Sov.med. 22 no.5:25-28 My '58 (MIRA 11:7)

1. Iz Tashkentskogo nauchno-issledovatel'skogo instituta vaktsin i syvorotok Ministerstva zdravookhraneniya SSSR (dir. - kand.biol. nauk A.B. Inogamov) i detskoy kliniki Tashkentskogo meditsinskogo instituta (dir. prof. R.S. Gershenovich).

(TUBERCULIN REACTION,

test, cutaneous plaster tuberculin stamp (Rus))

ANDREYEVA, O. M., CAND MED SCI, "DRY, PURIFIED TUBERCULIN
BCG AS A DIAGNOSTIC PREPARATION." TASHKENT, 1960. (MIN OF
HEALTH UZSSR, TASHKENT STATE MED INST). (KL, 2-61, 217).

-240-

INOGAMOV, A.B.; YENGALYCHEVA, A.M.; ANDREYEVA, O.M.; DANILOVA, R.I.

Study of some biological properties of tuberculous vaccine strain
115 on monkeys. Trudy TashNIIVS 6:3-7 '61. (MIRA 15:11)
(BCG) (MYCOBACTERIUM TUBERCULOSIS)

INGAMOV, A.R. [deceased]; YENGALICHEVA, A.M.; ANDREYEVA, O.M.;
DANILOVA, R.I.

Testing of the biological properties of the vaccinal tuberculous
strain No.115 in experiments on monkeys. Zhur. mikrobiol., epid.
i immun. 42 no.7:128-132 J1 '65. (MIRA 18:11)

1. Tashkentkiy institut vaktsin i syvorotok.

ANDREYEVA, O.N.

Stratigraphy of Ordovician deposits in the Lena and Ilim Valleys.
Mat. VSEOMI no.7:107-128 '55. (MLRA 10:4)
(Lena Valley--Geology Stratigraphic)
(Ilim Valley--Geology, Stratigraphic)

ANDREYEVA, O.N.

New finds of arthropods in Eastern Siberia. Ezhegod. Vses. paleont.
ob-va 16:236-245 '57. (MIRA 11:4)
(Siberia, Eastern--Arthropoda, Fossil)

ANDREYEV, O. N.

ANIKEYEV, N.P., glavnyy red.; BISKE, S.F., red.; ROBYLEVSKIY, V.I., red.;
VAS'KOVSKIY, A.P., red.; VERESHCHAGIN, V.N., red.; DRABKIN, I.Ye.,
red.; YEVANGULOV, B.B., red.; YEFIMOVA, A.F., red.; ZIMKIN, A.V.,
red.; LARIN, N.I., red.; LIKHAREV, B.K., red.; MENNER, V.V., red.;
MIKHAYLOV, A.F., red.; NIKOLAYEV, A.A., red.; POPOV, G.G., red.;
POPOV, Yu.N., red.; SAKS, V.N., red.; SEMEYKIN, A.I., red.;
SIMAKOV, A.S., red.; TITOV, V.A., red.; SHILO, N.A., red.; EL'YANOV,
M.D., red.; YAKUSHEV, I.R., red. V redaktirovaniy prinimali uchast-
tiye: ANDREYEV, O.N., red.; BAYKOVSKAYA, T.N., red.; BOLKHOVITINA,
N.A., red.; BORSUK, M.O., red.; VASIL'YEV, I.V., red.; VASILEVSKAYA,
N.D., red.; VOYEVODOVA, Ye.M., red.; YEVSEYEV, K.P., red.; KIPARI-
SOVA, L.D., red.; KRASNYY, L.I., red.; KRISHTOFOVICH, L.V., red.;
KULIKOV, M.V., red.; LIBROVICH, L.S., red.; MARKOV, F.G., red.;
MODZALEVSKAYA, Ye.A., red.; NIKIFOROVA, O.I., red.; OBUT, A.M.,
red.; PCHRLINTSEVA, G.T., red.; RZHONSNITSKAYA, M.A., red.; SEDOVA,
M.A., red.; STEPANOV, D.L., red.; TIMOFEYEV, B.V., red.; KH'DOLEY,
K.M., red.; CHEMEKOV, Yu.F., red.; CHERNYSHEVA, N.Ye., red..
DERZHAVINA, N.G., red.izd-va; GUROVA, O.A., tekhn.red.

(Continued on next card)

ANIKEYEV, N.P.---(continued) Card 2.

[Decisions of the Interdepartmental Conference on the Unified Stratigraphic Columns of the Northeastern Part of the U.S.S.R.]
Reshenia Mezhdomstvennogo soveshchaniia po razrabotke unifitsirovannykh stratigraficheskikh skhem dlia Severo-Vostoka SSSR, Moskva, Gos.nauchno-tekhn.izd-vo lit-ry po geol. i okhrane nadr, 1959. 65 p. (MIRA 13:2)

1. Mezhdomstvennoye soveshchaniye po razrabotke unifitsirovannykh stratigraficheskikh skhem dlya Severo-Vostoka SSSR, Magadan, 1957. (Soviet Far East--Geology, Stratigraphic)

ANDREYEVA, O.N.

Ordovician stratigraphy of the Angara-Ika region. Mat.VSEGEI Ob.ser.
no.23:79-108 '59. (MIRA 14:11)
(Angara Valley--Geology, Stratigraphic)
(Oka Valley--Geology, Stratigraphic)

NIKIFOROVA, O.I.; ANDREYEVA, O.N.; DOIMATOV, P.S., vedushchiy red.;
BRUSHKIN, D.M., vedushchiy red.; SAFRONOVA, I.M., tekhn.red.

[Paleozoic biostratigraphy of the Siberian Platform.
Report No.1: Ordovician and Silurian stratigraphy of
the Siberian Platform and its paleontological basis
(brachiopods)] Stratigrafiia ordovika i silura Sibirskoi
platformy i ee paleontologicheskoe obosnovanie. (brakhiopody).
Leningrad. Gos. nauch.-~~tekhn.~~ izd-vo neft.i gorno-toplivnoi
lit-ry, Leningr. otd-nie 1961. 289 p. 54 plates. (Leningrad.
Vsesoiuznyi geologicheskii institut. Trudy, vol.56).

(MIRA 15:11)

(Siberian Platform--Geology, Stratigraphic)
(Siberian Platform--Brachiopa, Fossil)

ANDREYEVA, O. N.

Some Cambrian Brachiopoda of Siberia and Central Asia. Paleont.
zhur. no.2:87-96 '62. (MIRA 15:10)

1. Vsesoyuznyy nauchno-issledovatel'skiy geologicheskii institut.
(Siberia—Brachiopoda, Fossil)

ANDREYEVA, O. P., Physician

"Hygienic Evaluation of Dried Potatoes as a Foodstuff." Sub 17 Mar 47,
Second Moscow State Medical Inst imeni I. V. Stalin

Dissertations presented for degrees in science and engineering in Moscow
in 1947

SO: Sum No. 457, 18 Apr. 55

LETAVET, A.A., prof., red.. Prinsipalni uchastiye: KURLYANDSKAYA, E.B.,
doktor biolog.nauk; ANDREYEVA, O.S., kand.medsitsinskikh nauk.
MEDVEDEV, N.N., red.; BODROVA, A.A., red.; IOVLEVA, N.A., tekhn.red.

[Toxicology of beryllium; a collection of articles and abstracts
of foreign periodical literature] Toksikologiya berillia; sbornik
perevodov i referatov inostranoi periodicheskoi literatury. Moskva,
Izd-vo inostr.lit-ry, 1953. 288 p. (MIRA 12:3)

1. Deystvitel'nyy shlen AMN SSSR (for Letavet).
(BERYLLIUM--TOXICOLOGY)

EXCERPTA MEDICA Sec 14 Vol 13/4 Radiology Apr 59

668. THE EFFICACY OF SOME SUBSTANCES AVAILABLE FOR THE DE-
ACTIVATION OF HANDS CONTAMINATED WITH RADIUM SALTS
(Russian text) - Andreeva O. S. - MED. RADIOL. 1957. 3 (59-62)

In persons working with various radium salts, a trial of the efficacy of hand de-
activation was performed, using soap containing sulphonaphthenic acid, and
kaolin paste. The soap proved to lack efficacy. The level of activity after hand-
washing was the same as after washing with ordinary household soap. The trial of
the paste gave positive results. A considerable number of persons had inactive
hands after the first washing. (S)

ANDREYEVA, D.S.

Determinations of radio...
other active persons
Espino's Suspt 22...
scribed for collecting the...
collecting and detg. the radian forme... Dan How. Sus...

111
M
MCT 1/11

ANDREYEVA, O.S., kand.med.nauk

Some data on the study of contamination and decontamination of work
clothing during work with radium: Gij. 1 san. 23 no.10:81-83
0 '58 (MIRA 11:11)

(RADIUM,
clothing contamination & decontamination (Rus))
(CLOTHES,
radium contamination & decontamination (Rus))

ANDROYEVA, C.S.

PAGE I BOOK REFERENCE 607/2589

Shornik radiatsionnoy i detsiratsionnoy meditsiny (Collection of Radio-Chemical and Physic-Chemical Methods) Moscow, Medits, 1979. 599 p. Ervka 51p inserted. 9,000 copies printed.

Rad. (pills page) S.G. Ozer, U.S. Marples, A.G. Mury, E.N. Zarembo, Yu.K. Zhukovskiy, Ed. (Inside book) V.I. Labasov; Tech. Ed.: A.I. Zakharenko.

REMARK: This collection of articles is intended for physicians, sanitation and public health doctors, chemists and other specialists working in radioactive industry.

CONTENTS: This work discusses the following subjects: (1) principles of separating radionuclides and their determination in institutions where work is carried on with radioactive substances; (2) radio-chemical and chemical methods for determining (3) physical methods of measuring concentration of the air by radionuclides gases and aerosols, and methods for determining the level of contamination of working surfaces, clothes and jewelry consisting: (4) methods of measuring external streams of α and gamma-radiation, and methods of measuring external dosimetric monitoring; (5) Absolute and relative methods for measuring the activity of solids and liquids radioactive sources. The methods for measuring radiation, value of activity, radon progenies, radon concentration of ionizing radiation, and the level of ionizing radiation. The authors thank Yu.V. Sviridov and D.J. Blazhkov. References appear at the end of each chapter.

Ch. III. Radio-Chemical Methods of Measuring Radioactive Substances in Water, Soil, Biological Materials and Air

1. Preparation of samples of radioactive contaminated air for measurements of activity (G.P. Kravtsov)	51
2. Preparation of samples of water, biological material, soil and biologic deposits: radio-chemical analysis (Ye.J. Baluyeva)	55
3. Determination of radioactive strontium and barium (Ye.J. Baluyeva)	57
4. Determination of radioactive cesium (Ye.J. Baluyeva)	62
5. Separation and determination of radioactive cesium in drainage waters (Ye.A. Sproyev and Ye.A. Shtuk)	65
6. Determination of the α and β radiation of radioactive new-actinides (Ye.J. Baluyeva)	66
7. Determination of radon in drainage waters (Ye.J. Baluyeva)	70
8. Determination of radon in drainage waters (Ye.J. Baluyeva)	70
9. Determination of radon in drainage waters (Ye.J. Baluyeva)	70
10. Determination of radioactive rubidium (Ye.A. Sproyev and Ye.A. Shtuk)	73
11. Separation and determination of radioactive strontium in drainage waters (Ye.A. Sproyev and Ye.A. Shtuk)	80
12. Separation and determination of radioactive strontium in drainage waters (Ye.A. Sproyev and Ye.A. Shtuk)	81
13. Determination of radioactive iodine in water (Ye.J. Baluyeva)	83
14. Determination of radioactive iodine in drainage waters (Ye.A. Sproyev and Ye.A. Shtuk)	86
15. Determination of radioactive phosphorus (Ye.J. Baluyeva)	87
16. Determination of polonium (Ye.J. Baluyeva)	91

Recommended Literature

Ch. IV. Radio-Chemical and Chemical Methods of Determining Certain Radioactive Elements in the Air	94
Introduction (Ye.S. Bykhovskiy and S.Ye. Zarembo)	94
1. Taking samples of the air (Ye.S. Bykhovskiy and S.Ye. Zarembo)	96
2. Methods of analysis (Ye.S. Bykhovskiy and S.Ye. Zarembo)	99
3. Determination of uranium in the air (Ye.S. Bykhovskiy, Ye.I. Mifirev, Ye.I. Baidin, Ye.A. Kuznetsov and S. Zhelokov)	119
4. Determination of thorium in the air (Ye.S. Bykhovskiy)	139
5. Determination of radon in the presence of other alpha active radionuclides (Ye.S. Bykhovskiy, Ye.I. Mifirev, Ye.I. Baidin and Ye.J. Kuznetsov)	142
6. Determination of polonium (Ye.I. Baidin and Ye.J. Kuznetsov)	146
7. Determination of radioactive iodine in the air (Ye.J. Shtuk)	151

ZAKUTINSKIY, D.I.; ANDREYEVA, O.S.

Toxicology of uradium compounds. Med. rad. 4 no.4:81-85 Ap '59.
(URANIUM, tox. (MIRA 12:7)
toxicol. of decay prod., review (Rus))

ANDREYEVA, O.S.; LEBEDEV, M.I.

Special features of β -rays in work with metallic uranium, Med. rad.
4 no.5:58-62 My '59. (MIRA 12:7)

(INDUSTRIAL HYGIENE

pref. of β -ray hazards in uranium workers (Rus))

(URANIUM, inj. eff.

β -ray hazards in uranium workers, prev. (Rus))

ANDREYEVA, O.S.

Hygienic evaluation of conditions in working with radioactive
minerals and ores. Med.rad. 4 no.12:59-63 D '59. (MIRA 13:5)
(RADIATION PROTECTION)
(MINING)

ANDREYVA, O.S., kand. med. nauk

Some aspects of industrial hygiene in plants processing metallic beryllium. Gig. i san. 24 no.4:81-83 Ap '59. (MIRA 12:7)

(INDUSTRIAL HYGIENE,

hyg. control in plants processing metallic beryllium (Rus))

(BERYLLIUM,

same)

ANDREYEVA, Ol'ga Sergeyevna

[Industrial hygiene in working with uranium and its compounds]
Gigiena truda pri rabote s uranom i ego soedineniyami. Moskva,
Medgiz, 1960. 93 p. (MIRA 14:8)
(URANIUM—SAFETY MEASURES)

ANDREYEVA, O.S., kand. meditsinskikh nauk

Some data on the action of uranium and its compounds on the human
organism; survey of the literature. Gig. i san. 25 no. 5:77-82
My '60. (MIRA 13:10)

(URANIUM--TOXICOLOGY)

ANDREYEVA, O.S.

Role of a dosimetric control in working with uranium and uranium-
containing products. Med.rad. no.10:46-52 '61. (MIRA 14:10)
(RADIOACTIVITY--SAFETY MEASURES) (URANIUM)

KUL'BA, F.Ya.; MIRONOV, V.Ye.; ANAN'YEVA, L.A.; ANDREYEVA, O.S.;
ROZHANOVSKAYA, L.P.

Complex compounds of thallium triiodides with 1,10-phenanthroline. Zhur. neorg. khim. 8 no.6:1400-1401 Je '63.
(MIRA 16:6)

1. Leningradskiy tekhnologicheskij institut imeni Lensoveta,
kafedra obshchey khimii.

(Thallium compounds)
(Phenanthroline)

KUL'BA, F.Ya.; MIRONOV, V.Ye.; ANDREYEVA, O.S.

Complex compounds of thallium (III) with organic amines. Zhur.
neorg. khim. 8, no.10:2323-2325 0 '63. (MIRA 16:10)

(Thallium compounds) (Amines)

ANDREYEVA, O.V., kand.med.nauk

Circulatory insufficiency and its treatment with corglycone in rheumatic children. Ped., akush. i gin. 19 no.6:23-27 '57. (MIRA 13:1)

1. Kafedra detskikh bolezney lechebnogo fakul'teta (zav. - doktor med.nauk, prof. G.I. Tets) Khar'kovskogo meditsinskogo instituta (dir. - dots. I.P. Kononenko).
(RHEUMATIC HEART DISEASE) (CARDIAC GLYCOSIDES)

FILONENKO, N.Ye.; LAVROV, I.V.; ANDREYEVA, O.V.; PEVZNER, R.L.

On the alumina spinel $AlO-Al_2O_3$. Dokl.AN SSSR 115 no.3:583-585
Jl.'57. (MIRA 10:10)

1. Vsesoyuznyy nauchno-issledovatel'skiy institut abrazivov i
shlifovaniya. Predstavleno akademikom D.S.Korzhimskim.
(Alumina) (Spinel)

ANDREYEVA, O.V. [Adnreieva, O.V.], kand.med.nauk

Influence of lamblia on the course of dysentery in children. Ped.,
akush. i gin. 23 no.3:22-23 '61. (MIRA 15:4)

1. Kafedra detskikh infektsionnykh bolezney (zav. - dotsent A.D.Pevzner)
Khar'kovskogo meditsinskogo instituta (direktor - dotsent B.A.Zadorozhnyy)
na baze detskoy infektsionnoy bol'nitsy No.21 (glavnyy vrach - I.M.
Chervontsev).

(GIARDIASIS)

(DYSENTERY)

ANDREYEVA, O.V.; VASIL'YEV, V.V.; TERESHCHENKO, N.P.; PIASTRO, V.D.,
red.; KISELEVA, L.I., tekhn. red.

[Sensitiveness of qualitative reactions] Chuvstvitel'nost' ka-
chestvennykh reaktsii. Leningrad, Izd-vo Leningr. univ., 1962.
49 p. (MIRA 16:2)

(Chemistry, Analytical--Qualitative)

TSELISHCHEV, A.A.; PARASKIV, K.P.; ANDREYEVA, P.G.

Material on the problem of leptospirosis in Kazakhstan. Izv. AN
Kazakh.SSR, Ser. paraz. no.7:16-21 '49. (MIRA 9:5)
(Kazakhstan--Leptospirosis)

SAVINKOVA, Ye.I.; LUR'I, I.S.; YANKOVSKIY, V.R.; Primalni uchastiye:
TASHKINOVA, L.V.; ANDREYEVA, R.A.; SAPEVINA, T.G.;
PLOKHOTNIKOVA, S.P.

Graphical calculation of crystallization of potassium
chloride according to the stages of a vacuum crystallizer.
Zhur. prikl. khim. 36 no.11:2544-2547 N '63.

(MIRA 17:1)

1. Ural'skiy politekhnicheskiy institut imeni Kirova i
Bereznikovskiy kaliynyy kombinat.

ANDREYEVA, R. A.

"The Effect of Ripening Conditions on the Sowing Quality of
Acorns." Cand Biol Sci, Moscow State U, 1953. (RZhBiol, No 2,
Sep 54)

Survey of Scientific and Technical Dissertations Defended at USSR
Higher Educational Institutions (10)

So: Sum. No. 1181, 5 May 55

ANDREYEVA, R.A

USSR/Forestry. Forestry and Forest Cultivation.

J-3

Abs Jour: Referat Zh-Biol., No 6, 1957, 22579

Author : Rubin, B.A., Andre^yeva, R.A.

Inst : 0

Title : The Effect of Ripening Conditions on Seeding Qualities of Oak acorns (Quercus robur).

Orig Pub: Vestn. Mosk. un-ta, 1956, No 2, 95-102

Abstract: The observations in the main botanical garden, Academy of Sciences USSR, (1951-1952) established that the character of acorn ripening within the limits of the oak plantation differs in relation to variations of ecologic oak forms and the peculiarities of acorn development within the crown of each individual tree. The sprouted acorns in the early-blooming oak have a greater weight and consequently a larger amount of reserve nutrient substances; they appear earlier and produce much stronger seedlings. A considerable influence on the speed of acorn

Card : 1/2

-18-

ANDREYEVA, R. A.

USSR/Cultivated Plants - Technical, Oil, and Sugar Plants.

M-4

Abs Jour : Ref Zhur - Biol., No 3, 1958, 10927

Author : Andreyeva, R.A., Shchetinina, M.

Inst :

Title : The Effect on Sugar Beet Yields of Treating the Seed
With Heteroauxin.

Orig Pub : Udobreniye i urozhay, 1956, No 8, 27-30

Abstract : In field experiments conducted in the Vorob'yev Grain Sovkhoz (Voronezhskaya oblast') a study was made of the effect on sugar beet growth and yield of soaking the seed for 24 hours in a heteroauxin solution (20 mg./liter). In a 1954 experiment the sugar beet root yield increased by 30% under the effect of treating the seed with heteroauxin. In two 1955 experiments, on areas of six and four hectares, the field germination increased by 8-18% (depending upon the fertilizers applied) when the seed was treated, and the average weight of the young plants

Card 1/2

17(4),30(1)

AUTHORS:

Andreyeva, R. A., Morozova, I. V.

SOV/20-125-2-51/64

TITLE:

Growth and Metabolism of Tomato Seedlings Under the Influence of Heteroauxin Treatment of Their Root System (Vliyaniye obrabotki kornevoy sistemy geteroauksinom na rost i obmen veshchestv rassady tomatov)

PERIODICAL:

Doklady Akademii nauk SSSR, 1959, Vol 125, Nr 2, pp 417-419 (USSR)

ABSTRACT:

A higher yield due to the treatment of blossoms and ovaries with growth-stimulating substances is obtained by an increased supply of water, mineral and organic substances to the treated organs (Refs 7-9,12). Other plant organs, however, are deprived of nutritive substances. Therefore some physiologists (Ref 7) maintain that the development of the whole plant cannot be intensified by growth stimulants. Recently, however, quite different data have been found (Refs 2-6,9-11). In order to solve the aforesaid problem the authors made corresponding experiments with the tomato sort "Bizon" in 1957 in the botanical garden of the below-mentioned university (see Association). Heteroauxin potassium salt (20mg/l) was used as stimulant. Each plant received 20 ml of the solution.

Card 1/3

Growth and Metabolism of Tomato Seedlings Under the Influence of Heteroauxin Treatment of Their Root System SOV/20-125-2-51/64

The experimental scheme was the following: 1) Complete Hellriegel- (Gel'riegel'-) mixture plus heteroauxin; 2) half measure of the Hellriegel-mixture plus heteroauxin; 3) complete Hellriegel-mixture without heteroauxin, and 4) half measure of Hellriegel-mixture without heteroauxin. It was found that the treatment of the tomato plants during the formation of the first two leaflets notably stimulates the growth of the overground parts and the roots (Table 1). This shows that the effect of heteroauxin is intensified with an increase of the fertilizing measure (in accordance with reference 2 for the sugar beet). Table 2 shows the development of the whole and the ready adsorbing surface of the root system in all experimental variants. Heteroauxin treatment enlarges the volume of roots and increases both surface values mentioned above. Consequently, the assimilation of nutritive substances rises, as confirmed by table 3 (assimilation of nitrogen and phosphorus). Finally, the heteroauxin treatment of the roots leads to increased photosynthesis and leaf respiration. There are 4 tables and 12 Soviet references.

Card 2/3

Growth and Metabolism of Tomato Seedlings Under the Influence of Heteroauxin Treatment of Their Root System SOV/20-125-2-51/64

ASSOCIATION: Voronezhskiy gosudarstvennyy universitet (Voronezh State University)

PRESENTED: December 7, 1958, by A. L. Kursanov, Academician

SUBMITTED: December 7, 1958

Card 3/3

ANDREYEVA, R.A., kand.biol.nauk, преподаvatel'; SELEZNEV, N.G., red.;
PULIN, L.I., tekhn.red.

[How the treatment of seeds with heteroauxin before sowing affects the yield and metabolism of sugar beets] Vliianie predposevnoi obrabotki semian geteroauksinom na urozhai i obmen veshchestv sakharnoi svekly. Tula, Tul'skoe knizhnoe izd-vo, 1960. 19 p. (MIRA 14:1)

1. Voronezhskiy gosudarstvennyy universitet (for Andreyeva).
(Indoleacetic acid) (Sugar beets)

ARUTSEVA, N. I.

"Notes on the Geological Interpretation of the Chernigov Magnetic Anomaly"

Prikladnaya geofizika; sobornik statey, vyp. 21 (Applied Geophysics; Collection of Articles, Nr 21) Moscow, Gostoptekhizdat, 1958. 221 p.

ANDREYEVA, R.I.; CHIRVINSKAYA, M.V.

Hypsometry of the foundation of the Dnieper-Donets Lowland. Geol.
nefti 2 no.6:55-61 Jo '58. (MIRA 11:6)

1. Trest Ukrneftegeofizika.
(Dnieper Lowland--Altitudes--Measurement)
(Donets Basin--Altitudes--Measurement)

ANDREYEVA, R.I. [Andrieieva, R.I.]

Magnetic anomalies of the Dnieper-Donets Lowland and their
geological interpretation. Geol.zhur. 18 no.4:61-71 '58.
(MIRA 12:1)

(Dnieper Lowland--Prospecting--Geophysical methods)
(Donets Basin--Prospecting--Geophysical methods)

ANDREYEV, R.I.

Geological interpretation of the Chernigov Magnetic Anomaly.
Prikl.geofiz. no.21:74-83 '58. (MIRA 12:1)
(Chernigov Magnetic Anomaly--Geology)

ANDREYEVA, R.I.

Using geophysical methods in prospecting for vulcanite-bearing areas in the Dnieper-Donets Lowland. Sov. geol. 2 no.6:122-126
Je '59. (MIRA 12:12)

1. Trest "Ukrneftegeofizika".
(Dnieper Lowland--Vulcanite)
(Donets Basin--Vulcanite)
(Prospecting--Geophysical methods)

ANDREYEVA, R.I.; BIRBRAYER, I.Sh.; GAVRISH, V.K.; CHIRVINSEAYA, M.V.

Efficient combined geological-geophysical method for areal
prospecting used in the Dnieper-Donets Lowland. Geol.nafti i
gaza 3 no.11:24-28 N '59. (MIRA 13:3)

1. Trest Ukrneftegeofizika.
(Dnieper Lowland--Prospecting--Geophysical methods)
(Donets Basin--Prospecting geophysical methods)

S/169/62/000/005/023/093
D228/D307

AUTHORS: Andreyeva, R. I., Gavrish, V. K. and Chirvinskaya,
M. V.

TITLE: Trial complex processing of seismic and drilling data
for the multiblock uplifts of the Dneprovsko-Donets-
kaya Depression / Abstracter's note: Given as Denets...
in the Russian original. /

PERIODICAL: Referativnyy zhurnal, Geofizika, no. 5, 1962, 27, ab-
stract 5A213 (Novosti neft. i gaz. tekhn., Geologiya,
no. 5, 1961, 27-31)

TEXT: Complex processing of seismic and drilling data, obtained
on one of the local uplifts within the Dneprovskiy Graben, has been
carried out. The thorough allocation of the reflecting horizons
to definite lithologic-stratigraphic boundaries, with the wide use
of electric logging data; the correlative linking of these hori-
zons in closed polygons; the preparation of schemes for the trac-
ing of tectonic dislocations; the preparation of maps of the re-
flection grade; and a number of other interpretation procedures
Card 1/2

ANDREYEVA, R.I.; CHIRVINSKAYA, M.V.

Hypsometry of the basement of the Dnieper rapen. Geol. nefi
i gaza 5 no.12:31-35 D '61. (MIRA 14:11)

1. Treat Ukrgeofizrazvedka.
(Dnieper-Donots lowland--Altitudes--Measurement)

ANDREYEVA, R.I.

Tracing of dislocations with a break of continuity based on the
results of complex processing of geophysical and drilling data.
Dokl.AN SSSR 144 no.4:868-870 Je '62. (MIRA 15:5)

1. Predstavleno akademikom D.V.Nalivkinym.
(Faults (Geology))

ANDREYEVA, R.I.

Determining the dislocations with a break in continuity and their age from seismic prospecting data. Geol. nefi i gaza 8 no.8:54-57 Ag '64. (MIRA 17:8)

1. Kiyevskaya ekspeditsiya Ukrainskogo nauchno-issledovatel'skogo geologorazvedochnogo instituta.

ANDREYEVA, R.I., kand. geol.-mineral nauk; GDALEVSKAYA, TS.M.

Kegichev uplift is a buried Paleozoic structure of the Dnieper-
Donets Lowland. Neft. i gaz. prom. no.1:66-67 Jan-Mr '64.
(MIRA 18:2)

BEDELYOVA, N...; GDALEVOVAYA, T.A.; GUR'YAN, O.I.; KLIN'KOVA, I.F.;
CHIRVINSKAYA, M.V.

Buried Paleozoic structures in the southeastern part of the
Dnieper-Donets Lowland. Geol. nefti i gaza 9 no.6:16-22 Je
'65. (SIRA 18:8)

1. Ukrainskiy nauchno-issledovatel'skiy geologorazvedochnyy
institut, Kiyev; Glavnoye upravleniye geologii i okhrany neдр pri
Sovete Ministrov UkrSSR i trust Ukrgosfizrazvedka.

ACC NR: AR6017547

SOURCE CODE: UR/0169/66/000/001/D014/D014

AUTHOR: Parkhomovskiy, O.A.; Andreyeva, R.I.; Burakovskiy, L.Ye. Goncharova, T.A.; Grigor'yeva, A.I.; Ivanets, N.I.; Ivanyuta, M.M.; Kozar, L.T.; Raykher, L.D.; Senina, A.S.; Tkachenko, Zh. Ya.; Tkhir, D.G.

TITLE: Determination of the development level of the technique and technology of geological prospecting for oil and gas in the Ukraine

SOURCE: Ref. zh. Geofizika, Abs. 1D97

REF SOURCE: Tr. Ukr. n.-i. geologorazved. in-t, vyp. 10, 1965, 10-17

TOPIC TAGS: prospecting, seismic prospecting, ~~oil prospecting~~, gas prospecting, magnetometer, gravimetry / M-2 MAGNETOMETER, PETROLEUM, UKRAINE

ABSTRACT: Geological-geophysical prospecting for oil and gas, completed on the Ukraine during 1960-1962 was analysed. At present all the oil-bearing territory of the Ukraine is covered by prospecting survey with the M-2 magnetometer. The cost of study was 46.4 roubles/km². The output and precision of the aeromagnetic survey is much better. The gravimetric survey is basically complete. The cost of the total survey was 92.2 roubles per km² in 1960 and 47.2 roubles in 1962. Highly precise gravimeters (.01 - .03 mgal) can elucidate various anomalies. In spite of the relative cheapness of the electro-recon method, and its mobility, it has not been afforded the deserved development in the Ukraine. Volume of seismic work reaches 87% of the total geophysical

Card 1/2

UDC: 550.830(477)

L 46010-66 EWT(1) GW

ACC NR: AR6029454 SOURCE CODE: UR/0169/66/000/005/D017/D017

AUTHOR: Andreyeva, R. I.; Gdalevskaya, Ts. M.; Lositskaya, Ye. P.;
Klitochenko, T. I.; Marchenko, A. P.; Razumenko, G. F.; Sokolova, N. T. /4
Chayka, V. G. B

TITLE: Compilation of composite seismic maps of the southeastern part of the Dnepr-Donets basin

SOURCE: Ref. zh. Geofizika, Abs. 5D115

REF SOURCE: Tr. Ukr. n.-i. geologorazved. in-t, vyp. 14, 1965, 132-139

TOPIC TAGS: Dnepr basin seismic map, Donets basin seismic map

ABSTRACT: A second interpretation is made of seismic data obtained for the southeastern part of the Dnepr-Donets basin, using supplementary data obtained in drillings. Structural maps to the scale of 1:50,000 and 1:100,000 are plotted for four horizons, from the Cenomanian to the Lower Permian. Iso-pachous line maps, plotted on the basis of data obtained in seismic exploration, are also discussed. A detailed analysis is made of the tectonic structure of the Upper Paleozoic, Mesozoic, and Cenozoic stages on the basis of the above-mentioned

Card 1/2

UDC: 550.834

KRAPVIN, L.Ye.; ANDREYEVA, S.A.

New method for the analysis of gases based on air afterglow.
Trudy LTI no.60:218-226 '60.

(MIRA 14:6)

(Gases--Analysis)

*KRAPVIN, L.Ye. - ALL UNION SCI RES INST OF METROLOGY
11, Bld. Mendeleev, Moscow
1960. Acad. Sci. USSR, Moscow*

MATESHVILI, G.I.; BAGASHVILI, S.L.; ANDREYEVA, S.I.

Atherosclerosis treatment with histidine. Trudy Inst. klin.
i eksper. kard. AN Gruz. SSR 8:113-118 '63. (MIRA 17:7)

1. Institut kardiologii AN GruzSSR, Tbilisi.

L 01786-66 EWT(1)/FCC GW/WS-4

ACCESSION NR: AT5019953

UR/2531/65/000/177/0064/0066

AUTHOR: Andreyeva, S. I.; Yevteyeva, K. A.

TITLE: Amplitude-frequency and phase characteristics of very distant atmospherics

SOURCE: Leningrad. Glavnaya geofizicheskaya observatoriya. Trudy, no. 177, 1965. Atmosfernoye elektrichestvo (Atmospheric electricity), 64-66

TOPIC TAGS: atmospherics, radio noise, atmospheric radio noise, radio noise measurement

ABSTRACT: The results of a spectral analysis of atmospherics arriving from distances of 5000-6000 km from the point of reception are presented. The receiving apparatus operated in the 20 cps-200-kc range with 800-usec scanning duration. A prominent amplitude minimum was noted at 2.5-3 kc, suggesting the presence of significant absorption in that frequency range. Maximum intensities were observed at 8-10 kc. A direct dependence of phase on frequency was seen at 1-10 kc. Orig art. has: 1 table and 3 figures. [TS]

ASSOCIATION: Glavnaya geofizicheskaya observatoriya, Leningrad (Main Geophysical Observatory)

Card 1/2

L 01786-66

ACCESSION NR: AT5019953

SUBMITTED: 00

NO REF SOV: 003

ENCL: 00

OTHER: 002

0
SUB CODE: ES, EC

ATD PRESS: 4086

Card

AD 2/2
310

L-01791-66 EMT(1)/FCC GN/WS-4

ACCESSION NR: AT5019954

UR/2531/65/000/177/0067/0068

AUTHOR: Andreyeva, S. I.; Yevteyeva, K. A.

TITLE: Amplitude-frequency spectra of near atmospheric

SOURCE: Leningrad. Glavnaya geofizicheskaya observatoriya. Trudy, no. 177, 1965. Atmosfernoye elektrichestvo (Atmospheric electricity), 67-68

TOPIC TAGS: atmospherics, radio noise, radio noise measurement, atmospheric radio noise^{44,55}

ABSTRACT: The results of a spectral analysis of near atmospheric is presented. The data were obtained from five direction finders operating at 20 cps—200 kc with 200- μ sec scanning duration. Eleven atmospheric located at 80—150 km from the observation points and characterized by abrupt fronts were chosen for processing by the harmonic analyzer. All of the chosen atmospheric exhibited a smooth secondary quasi-half-period with an amplitude greater than that of

Card 1/2

L 01791-66

ACCESSION NR: AT5019954

the primary. Maximum amplitudes were noted at 3-6 kc, and the secondary maximum was evident at 30-40 kc. Orig. art. has: 2 figures. [TS]

ASSOCIATION: Glavnaya geofizicheskaya observatoriya, Leningrad (Main Geophysical Observatory)

SUBMITTED: 00 ^{44,55} ENCL: 00 SUB CODE: ES, EC
NO REF SOV: 001 OTHER: 001 ATD PRESS: 4085

Card 2/2

L 24644-66 EWT(1)/FCC GW

ACC NR: AT6014854

SOURCE CODE: UR/2531/66/000/188/0051/0054

AUTHOR: Shvarts, Ya. M.; Andreyeva, S. I.

ORG: none

TITLE: More on the relationship between the electric potential gradient and thunderstorm activity

SOURCE: Leningrad. Glavnaya geofizicheskaya observatoriya. Trudy, no. 188, 1966.
Atmosfernoye elektrichestvo (Atmospheric electricity), 51-54

TOPIC TAGS: thunderstorm, atmospheric electricity, electric potential gradient

ABSTRACT: Whipple's method [Whipple, F. J. W. On the association of the diurnal variation of the electric potential gradient in fine weather with the distribution of thunderstorms over the globe. Quarterly J. of the Royal Meteorol. Society, vol. 55, N 1, 1929] of determining the surface area affected by thunderstorms in the region between 30° North and 30° South latitude is examined critically and compared with the findings of other investigators. An inverse relationship is found to exist in winter and summer months between the values of the electric field potential gradient in fair weather and the values of the areas affected by thunderstorms when computed by Whipple's method using Krumm's primary data [Krumm, H. C. Die weltzeitliche Tagesgang der Gewitterhaufigkeit. Zeitschrift fur Geophysik, vol. 28, N 2, 1962]. T. V. Lobodin [Geofizicheskiy byull. AN SSSR, no. 13, 34, 1963] also found that the

Card 1/2

L 24644-66

ACC NR: AT6014854

yearly variation of the potential gradient was not in phase with the yearly value of the area affected by thunderstorms. It is therefore concluded that these discrepancies indicate that the number of days with thunderstorms multiplied by the corresponding surface area is not a good index to characterize the value of the electric potential gradient at the surface of the earth for long periods of time over large surface areas. Orig. art. has: 1 figure. [DM]

SUB CODE: 04/ SUBM DATE: none/ ORIG REF: 005/ OTH REF: 008/ ATD PRESS: 4249

Card 2/2 *pla*

ANDREYEVA, S.M.

Replacing corn extract by malt sprout for the biosynthesis of penicillin. Antibiotiki 4 no.5:28-33 S-0 '59. (MIRA 13:2)

1. Laboratoriya novykh antibiotikov (zav. - prof. P.A. Yakimov)
Botanicheskogo instituta imeni V.I. Komarova AN SSSR.
(PENICILLIN chem.)
(CULTURE MEDIA)

FALINA, N.N.; MASLOVA, R.A.; YAKIMOV, P.A.; ANDREYEVA, S.M.; ALEKSEYEVA, Ye.V.

Some results of studying Basidiomycetes as a source for obtaining
feed proteins and diet-deficient amino acids. *Rast. res.* 1 no.1:
122-127 '65. (MIRA 18:6)

1. Botanicheskiy institut im. V.L. Komarova AN SSSR, Leningrad.

ANDREYEVA, S.M.

Stimulating properties of corn and malt germ extracts. Trudy
Len.khim.-farm.inst. no.15:161-168 '62. (MIRA 15:11)

1. Laboratoriya biokhimii nizshikh rasteniy Botanicheskogo
instituta imeni V.L.Komarova AN SSSR (zav. - prof. P.A.Yakimov).
(BACTERIOLOGY---CULTURES AND CULTURE MEDIA)

ANDREYEVA, S.M.; YAKIMOV, P.A.; NESHATAYEVA, Ye.V.; SHARYKINA, N.G.

Use of malt germ extract in the biosynthesis of chlortetracycline.
Trudy Len.khim.-farm.inst. no.15:169-175 '62. (MIRA 15:11)

1. Laboratoriya biokhimii nizshikh rasteniy Botanicheskogo instituta imeni V.L.Komarova AN SSSR i kafedra tekhnologii antibiotikov Leningradskogo khimiko-farmatsevticheskogo instituta (zav. - prof. P.A.Yakimov).

(CHLORTETRACYCLINE)
(BACTERIOLOGY--CULTURES AND CULTURE MEDIA)

MEDVEDEVA, Z.S.; KLOCHKO, M.A.; KUZNETSOV, V.G.; ANDREYEVA, S.N.

Phase diagram of the system palladium-tellurium. Zhur.
neorg. khim. 6 no.7:1737-1739 JI '61. (MIRA 14:7)
(Palladium) (Tellurium)

STEYMAISKIY, A.R.; ANDREYEVA, S.T., studentka (Moskva)

Untoward effects of novocaine amide. Klin.med. 37 no.7:
124-126 J1 '59. (MIRA 12:10)

1. Iz kafedry propedevticheskoy terapii (dir. - deystvitel'nyy
chlen ANI SSSR prof.V.Kh.Vasilenko) I Moskovskogo ordena Lenina
meditsinskogo instituta im. I.M.Sachenova.
(PROCAINE AMIDE eff., inj.)

ANDREYEVA, S. V.

20-3-45/59

AUTHORS: Filonenko, N.Ye., Lavrov, I. V., Andreyeva, S. V., Pevzner, R. L.

TITLE: Note on Alumina Spinel $AlO \cdot Al_2O_3$ (O glinozemistoy shpineli $AlO \cdot Al_2O_3$).

PERIODICAL: Doklady Akademii Nauk, 1957, Vol. 115, Nr 3, pp. 583-585 (USSR).

ABSTRACT: On the occasion of the microscopic investigation of the reduction products of the components of a layer with a high content of alumina the authors found a corundum resorption with the formation of a vitreous isotrope phase, if the reduction was effected by solid carbon (for the production of electro-corundum) (Light diffraction in some granules 1,77-1,80). This phase displays a lattice, the parameter of which is close to that of alumina, but differs from it by its higher diffraction (higher than corundum). This phase is produced as a result from the solution of corundum and is consistent at 1900°C. These facts justify the assumption, that the interaction of corundum with carbon follows the reaction. $3 Al_2O_3 + C = 2 Al_3O_4 + CO$. For control purposes

a synthesis was accomplished. Samples synthesized at 1500°C were black, at 1600°C and above they were white and contained no corundum, but consisted almost entirely of the isotrope phase. At 1600°C it is

Card 1/3

out for samples produced at 1600°C: $AlO \cdot 1,20 Al_2O_3$, at 1700°C:

$AlO \cdot 1,21 Al_2O_3$ and at 1750°C: $Al \cdot 1,06 Al_2O_3$. X-ray analysis showed

the composition to consist of a single phase (sample at 1600°C), its

lattice parameter is 7,92 Å. The spectral analysis showed very clearly,

that aluminium is represented only by the doublet Al 3092,7 and the doublet Al 3092,8 in the γ - spectra of alumina and corundum. These lines are much more intensive in the spinel spectrum than in the case of alumina and corundum, and there occur 6 other lines, which are characteristic for reduced aluminium. All these facts can be explained, apparently, by a weaker combination between Al and O in the

Card 2/3

synthesized by the interaction of alumina with solid carbon in the range from 1600-1800°C, displaying a very high melting point (1980-1990°C), a high microhardness ($H = 2070 \text{ kg/mm}^2$) and good chemical resistivity. There are 4 figures (in one table).

ASSOCIATION: All-Union Scientific Research Institute for Abrasives and Grinding (Vsesoyuznyy nauchno-issledovatel'skiy institut abrazivov i shlifovaniya).

PRESENTED: By D. S. Korzhinskiy, Academician, March 12, 1957.

SUBMITTED: March, 12, 1957.

AVAILABLE: Library of Congress.

Card 3/3

5(1,2)

AUTHORS:

Filonenko, N. Ye., Lavrov, I. V.,
Andreyeva, S. V.

SOV/20-124-1-44/69

TITLE:

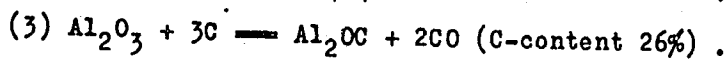
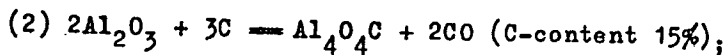
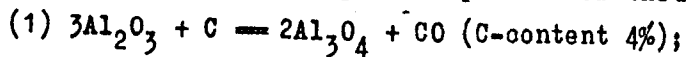
On the Aluminum Oxycarbides (Ob oksikarbidakh alyuminiya)

PERIODICAL:

Doklady Akademii nauk SSSR, 1959, Vol 124, Nr 1, pp 155-158
(USSR)

ABSTRACT:

The solid production by synthesis of the substances mentioned in the title by an immediate interaction of alumina with carbon is of interest for the industry using corundum material (refractory or grinding material). The authors carried out the synthesis in order to investigate those problems and also to determine the optical properties of the Al-oxycarbides. Batches were produced basing upon the process of the following reactions:



Card 1/3

The components were: highly disperse (2 - 0,1 μ) γ-alumina and mineral oil coke (grains 50-0 μ).

On the Aluminum Oxycarbides

SOV/20-124-1-44/69

The briquets produced from them were subjected to a heat treatment in the "Tamman" furnace at 1500-1900° for up to 3.5 hours. The loss of weight suffered during the reaction was recorded (Fig 1). A microscopic analysis according to the immersion method was then carried out in polished sections (Figs 2,3) and a chemical analysis in some cases. Properties of the determined aluminum tetra and monoxycarbide are described. The comparison of the results of chemical and microscopic analysis as well as the loss in weight of briquets prove that spinel is the first product of interaction of alumina with solid carbon; this being independent of the carbon content in the batch. The composition of the final products corresponds to the reactions (1), (2) and (3). Thus, it was proved that Al_4O_4C and Al_2OC can be synthesized not only from the liquid phase by crystallization of the $Al_2O_3-Al_4C_3$ melts (Ref 1) but also in the solid phase between 1700 and 1850° from alumina and carbon.

Card 2/3

On the Aluminum Oxycarbides

SOV/20-124-1-44/69

There are 3 figures, 1 table, and 2 Soviet references.

ASSOCIATION: Vsesoyuznyy nauchno-issledovatel'skiy institut abrazivov i shlifovaniya
(All-Union Scientific Research Institute of Abrasives and Grinding)

PRESENTED: July 23, 1958, by D. S. Korzhinskiy, Academician

SUBMITTED: July 29, 1958

Card 3/3

ANDREVA, T. A.

21976 ANDREVA, T. A. Vliyaniya obozrovnoy teorii na dvuchyrovoyuyu
nedeiatrichnuyu teorii, Stulench. nauch.-tekhn. Sbornik (Mosh. elektrotekhn.
in-t svyazi), 7, 1982, s. 86-92

SO: Letopis' Zhurnal'nykh Statey, No. 29, Moskva, 1983.

AUTHORS: Blidin, V. P., Andreyeva, T. A. SOV/78-3-10-29/35

TITLE: The Solubility Isotherms of the Systems $\text{Li}_2\text{SO}_4\text{-FeSO}_4\text{-H}_2\text{O}$, $\text{Li}_2\text{SO}_4\text{-CoSO}_4\text{-H}_2\text{O}$, and $\text{Li}_2\text{SO}_4\text{-NiSO}_4\text{-H}_2\text{O}$ at 25° (Izotermy rastvorimosti sistem $\text{Li}_2\text{SO}_4\text{-FeSO}_4\text{-H}_2\text{O}$, $\text{Li}_2\text{SO}_4\text{-CoSO}_4\text{-H}_2\text{O}$ i $\text{Li}_2\text{SO}_4\text{-NiSO}_4\text{-H}_2\text{O}$ pri 25°)

PERIODICAL: Zhurnal neorganicheskoy khimii , 1958, Vol 3, Nr 10, pp 2414-2416 (USSR)

ABSTRACT: The solubility isotherms of the above-mentioned systems were analyzed in order to determine the character of the interaction between lithium sulfate and sulfates of iron, cobalt and nickel. Chemical compounds were found neither in the system $\text{Li}_2\text{SO}_4\text{-FeSO}_4\text{-H}_2\text{O}$ nor in the system $\text{Li}_2\text{SO}_4\text{-CoSO}_4\text{-H}_2\text{O}$. LiSO_4 is less soluble in saturated solutions of cobalt sulfate than in pure water. The eutonic point of the system $\text{Li}_2\text{SO}_4\text{-NiSO}_4\text{-H}_2\text{O}$ (Li_2SO_4 - 14,9 %, NiSO_4 - 20,2 %, H_2O - 64,9 %) does not contain as much Li_2SO_4 as NiSO_4 . NiSO_4 reduces the solubility of lithium sulfate more than CoSO_4 .

Card 1/2

SOV/78-3-10-29/35

The Solubility Isotherms of the Systems $\text{Li}_2\text{SO}_4\text{-FeSO}_4\text{-H}_2\text{O}$, $\text{Li}_2\text{SO}_4\text{-CoSO}_4\text{-H}_2\text{O}$,
and $\text{Li}_2\text{SO}_4\text{-NiSO}_4\text{-H}_2\text{O}$ at 25°

It was confirmed by refractometric determinations of these systems that they do not contain chemical compounds. There are 4 figures, 4 tables, and 3 references, 1 of which is Soviet

ASSOCIATION: Rostovskiy-na-Donu institut sel'skokhozyastvennogo mashinostroyeniya (Rostov-na-Donu Institute of Construction of Agricultural Machines)

SUBMITTED: July 17, 1957

Card 2/2

FEODOS'YEV, N.N.; ANDREYEVA, T.A.

Heat of mixing of dioxane with aniline. Uch.zap.RGU no.60:51-55
'59. (MIRA 14:10)

(Dioxane) (Aniline) (Heat of mixing)

ANDREYEVA, T.A.; PROTSENKO, P.I.

Reciprocal system consisting of nitrites and nitrates of
rubidium and barium. *Izv.vys.ucheb.zav.; khim.i khim.tekh.* 4
no.6:892-896 '61. (MIRA 15:3)

1. Rostovskiy-na-Donu gosudarstvennyy universitet, kafedra neorga-
nicheskoy khimii.

(Systems (Chemistry))

PROTSENKO, P.I.; ANDREYEVA, T.A.

Reciprocal system consisting of cesium and barium nitrites and
nitrates. Zhur.neorg.khim. 6 no.6:1375-1377 Je '61.

(MIRA 14:11)

1. Rostovskiy gosudarstvennyy universitet.
(Systems (Chemistry)) (Complex compounds)

PROTSENKO, P.I.; ANDREYEVA, T.A.

Electric conductance of melts in the system Cs, Ba \backslash NO₂, NO₃. Zhur.neorg.
khim. 7 no.7:1648-1654 JI '62. (MIRA 16'3)
(Fused salts--Electric properties)

VAYNSHTEYN, B.P.; KRUGLIKOV, V.Ya.; RAPOPORT, I.B.; VASIL'YEVA, Z.A.;
KAGAN, L.Kh.; PLOKHINSKAYA, Ye.A.; VOLYNSKIY, A.V.; MJZOVSKIY,
V.V.; KLEVTSOVA, V.P.; Primalni uchastiye: MICHAN, A.I.;
KONOVAL'CHIKOV, L.D.; AYNShTEYN, V.G.; KVASHA, V.B.; CHELYANOVA,
D.P.; ZAYTSEVA, A.F.; ANDREYEVA, T.A.

New way to synthesize oxygen compounds from carbon monoxide
and hydrogen over iron-copper catalysts. Trudy VNII NP no.
9:177-196 '63. (MIRA 17:6)

PROTSENKO, P.I.; ANDREYEVA, T.A.

Systems $\text{RbNO}_2 - \text{Ba}(\text{NO}_2)_2 - \text{H}_2\text{O}$ and $\text{CsNO}_2 - \text{Ba}(\text{NO}_2)_2 - \text{H}_2\text{O}$ at 25°C.
Zhur. neorg. khim. 9 no.6:1441-1445 Je '63 (MIRA 17:8)

1. Rostovskiy-na-Donu gosudarstvennyy universitet.

ANDREYEVA, T.A.; PROTSENKO, P.I.

Systems of nitrites and nitrates of lithium and barium. Zhur.
neorg. khim. 9 no.12:2761-2763 D '64.

(MIRA 18:2)

1. Rostovskiy gosudarstvennyy universitet.

ANDREYEVA, T. B.

USSR/Medicine - Typhus

Nov 53

"Dynamics of the Disappearance of Serological Reactions in Persons Recovered From Typhus in Relation to the Clinical Course of the Disease,"
G. M. Kapnik, T. B. Andreyeva, Moscow Inst of Epidem and Microbiol im Mechnikov

Zhur Mikro, Epid, i Immun, No 11, p 69

Correlates the course of the disease and immunological conditions after recovery with the titers of the Weil-Felix reaction and of the reaction of rickettsiae agglutination.

271T51

L 42299-66 EWT(m)/T/EWP(t)/ETI IJP(c) JD/JW

ACC NR: AP6026675

SOURCE CODE: UR/0181/66/008/008/2313/2319 ⁶⁹

AUTHOR: Bol'shova, K. M.; Andreyeva, T. B. ⁶⁷
¹³

ORG: Moscow State University Im. M. V. Lomonosov (Moskovskiy gosudarstvennyy universitet)

TITLE: Low-temperature magnetic viscosity in single crystals of Mn-Fe-Co-ferrites with a deficiency of iron ^{16 27 27 27}

SOURCE: Fizika tverdogo tela, v. 8, no. 8, 1966, 2313-2319

TOPIC TAGS: single crystal structure, crystal orientation, ferrite, manganese compound, iron compound, cobalt, magnetic viscosity, *CRYSTAL ANISOTROPY*

ABSTRACT: In connection with the hypothesis that the uniaxial anisotropy observed at low temperatures in Mn-Fe-ferrites with and without cobalt is caused by directed ordering of the ion Mn^{2+} and Mn^{3+} occurring as a consequence of electron diffusion, the authors investigated low-temperature viscosity in single crystals of Mn-Fe-ferrites with a deficiency of iron and with various contents of cobalt in static magnetic fields. Magnetic viscosity and induced anisotropy were studied on two single crystals of the composition $Mn_{1.75}Co_{0.05}Fe_{1.2}O_4$ (No. 1) and $Mn_{1.7}Co_{0.1}Fe_{1.2}O_4$ (No. 2) 60 and 50 mm long, and 7.3 and 6.6 mm in diameter, respectively. The small relaxation times at low temperatures (2 min at -80C) observed in the single crystals

Card 1/2

ANDREYEV, T.F.

Effect of phosphate nutrition on photosynthesis and the growth of
sunflowers. Trudy Inst.fiziol.rast. 6 no.1:212-236 '48.(MIRA 9:9)
(Sunflowers) (Plants, Effect of phosphates on) (Photosynthesis)

PA 77492

ANDREYEVA, T. F.

USSR/Medicine - Plants
Medicine - Photosynthesis

May 1948

"The Photochemical Activity of Isolated Granules of Chloroplasts," T. F. Andreyeva and I. Ye. Zubkovich, Inst Plant Physiol imeni K. A. Timiryazev, Acad Sci USSR, 4 pp

"Dok Ak Nauk SSSR" Vol IX, No 4

Method used was that of Barburg. Suspension of chloroplast granules was prepared from leaves and illuminated by 200-watt lamps. Quinone was then added and oxygen evolved was measured. Photochemical activity was expressed as cu mm of oxygen per hour per

77mk5

USSR/Medicine - Plants (Contd)

May 1948

mgm of chlorophyll for leaves of various ages. Increased photochemical activity was observed in granules of older leaves. Submitted 6 Mar 1948.

77mk5

ANDREYSVA, E.E.

CI

112

Photochemical activity of isolated chloroplasts. L. E. Zubkovich and T. F. Andreeva. *Doklady Akad. Nauk S.S.S.R.* 67, 163-5(1949). Chloroplast suspensions (from kidney bean and beets) show no change of the position of abs. max. nor in general shape of the abs. curve on storage for 5-6 days, but the photochem. activity drops; the abs. spectrum shows no change upon inactivation by 28-30° exposure; fluorescence is also unchanged, nor does the ease of extn. of chlorophyll vary in expts. with kidney-bean leaves. In the beet some decrease of extractability takes place. The inactivation of the chloroplast suspensions thus is not caused by destruction of chlorophyll, but probably by disruption of the normal enzyme systems. G. M. Koslanoff

Inst. Plant Physiol. im Timiryazev, Acad. Sci. USSR
 Lab. of Comparative Physiology

ASS. S.L.A. METALLURGICAL LITERATURE CLASSIFICATION

C-STATE, 20000

BOOK DIVISION

BOOK DIVISION

011131 ONE ONE 111

SEARCHED

INDEXED

SERIALIZED

FILED

1	2	3	4	5	6	7	8	9	10	11	12	13	14	15	16	17	18	19	20	21	22	23	24	25	26	27	28	29	30	31	32	33	34	35	36	37	38	39	40	41	42	43	44	45	46	47	48	49	50	51	52	53	54	55	56	57	58	59	60	61	62	63	64	65	66	67	68	69	70	71	72	73	74	75	76	77	78	79	80	81	82	83	84	85	86	87	88	89	90	91	92	93	94	95	96	97	98	99	00
---	---	---	---	---	---	---	---	---	----	----	----	----	----	----	----	----	----	----	----	----	----	----	----	----	----	----	----	----	----	----	----	----	----	----	----	----	----	----	----	----	----	----	----	----	----	----	----	----	----	----	----	----	----	----	----	----	----	----	----	----	----	----	----	----	----	----	----	----	----	----	----	----	----	----	----	----	----	----	----	----	----	----	----	----	----	----	----	----	----	----	----	----	----	----	----	----	----	----	----

CA ANDREYEVA, T.F.

Action of some enzymic poisons on photochemical action of isolated chloroplasts. T. F. Andreyeva and L. R. Zubkovich. Doklady Akad. Nauk S.S.S.R. 1954, 123 (1954). Chloroplasts (from beets, peas, beans) treated with following poisons: 0.5-1.0 hr. at pH 6.8 show: drop of photochem.

Activity with NH_4OH , NaN_3 , and Na diethylthiocarbamate; ICl_3 , CO_2H and NaP have no effect (former acts only at very high concns.). Photosynthesis is similarly repressed almost strongly by NH_4OH and NaN_3 . This decrease of photochem. activity is accompanied by similar decline of catalase activity, although no direct connection appears, as catalase is little repressed by NH_4OH at concns. which readily suppress photochem. action. Other expts. are cited that show no direct relation of catalase to the latter by storage at 28-30° is due to destruction of the activity of enzyme groups that are connected with the lipoprotein complex of the chloroplasts. G. M. Kosolapoff

Nuclear Sci. Abs. V-8, Jan 15, 1954

110

CA

IT/DKS } = 1/4, 1-5

Significance of photosynthesis in reduction of nitrates and protein synthesis in the leaf. T. P. Andreeva. Doklady Akad. Nauk S.S.S.R. 78. 1953 (1951). In experiments with leguminous plants supplied with nitrate (hydroponic method) it was shown that nitrate reduction occurs in the dark or in light without CO₂, but it is more vigorous with CO₂ and depends on its concentration, which indicates the dependence of this reduction on photosynthesis. This speaks against the possibility of direct reduction with H₂ formed from photosynthetic decomposition of H₂O. Nitrate reduction by isolated chloroplasts is not connected with the photosynthetic activity of isolated chloroplasts, however. Hence, the reduction occurs at the expense of the intermediate products of photosynthesis formed with participation of CO₂ in the intact leaf. When the plants were fed with ammonium salts, it was shown that illuminated leaves in CO₂-contg. atm. show much more rapid accumulation of protein material than nonilluminated leaves, even if the level of ammonium salt supply was but 1/2 of the normal requirement, but even the darkened leaves showed some protein synthetic activity. G. M. Kosolapoff

1. ANDREYEVA, T. F., PLYSHEVSKAYA, YE. G.
2. USSR (600)
4. Photosynthesis
7. Study of the formation of albumin in the process of photosynthesis with the use of N¹⁵.
Dokl. AN SSSR, 87, No. 2, 1952

9. Monthly List of Russian Accessions, Library of Congress, February 1953. Unclassified.

ANDREYEVA, I. F.

Photochemical activity of isolated chloroplasts. T. P. Andreeva and L. B. Zubkovich, *Trudy Inst. Fiziol. Rasteniĭ im. K. A. Timiryazeva* 8, No. 1, 67-86(1953).—Photochem. activity of isolated chloroplasts (bean and kidney bean) varies with the conditions of illumination, temp., and age of the plant. No parallelism was found between the intensity of photosynthesis of the leaf and the photochem. activity of the chloroplasts. A suspension of isolated chloroplasts shows a lower photochemical activity, but this is not the result of change in state of chlorophyll in such a suspension. The activity of the chloroplasts is retarded by NH_4OH , NaN_3 , and diethyl dithiocarbamate, indicating participation of enzyme systems. ICH , CO_2 , and NaF do not affect the photochem. activity of the chloroplast; catalase does not participate in the processes of photochem. elimination of O by isolated chloroplasts; the formation of O must be ascribed to some other enzyme system. G. M. Kosolapoff

Lab Photosynthesis
 Timiryazev Physiol. Inst.
 A.S. USSR