

25X1

Approved For Release 2006/09/26 : CIA-RDP85T00875R001900010101-5

Approved For Release 2006/09/26 : CIA-RDP85T00875R001900010101-5

S-5807

[Redacted]

25X1

25X1

CIN/OER/S-05807-77

[Redacted]

CIA No. 7955
11 January 1974

MEMORANDUM FOR: Mr. Mark Wagner
OP-96 C 3 Naval
Intelligence
Pentagon

SUBJECT : Soviet Economic and Military
Aid to the Middle East,
1955-1973

Attached are the tables you requested on Soviet
military and economic aid to the Middle East, 1956-1973.
Data for 1973 are preliminary.

25X1

[Redacted]

Chief
Trade and Aid Branch
Office of Economic Research

- Distribution: (S-5807)
- Orig & 1 - Addressee
 - 1 - D/OER
 - 1 - SA/ER
 - ✓ 1 - St/P/C
 - 1 - D/D
 - 1 - D/TA

25X1

OER/D/TA

[Redacted]




Table 1
Soviet Military Aid Extended
to the Middle East

	<u>Total</u>	<u>1956-1966</u>	<u>1967-1972</u>	<u>1973</u>
TOTAL	<u>6,221</u> a/	<u>2,137</u>	<u>3,325</u> b/	<u>759</u>
Cyprus	26	26	--	--
Egypt	3,035	1,160	1,525	350
Iran	578	--	578	--
Iraq	1,016	564	452 c/	--
Lebanon	3	--	3	--
Sudan	66	--	66	--
Syria	1,369	327	642	400
Yemen (Aden)	50	--	42	8
Yemen (San'a)	78	60	17	1

- a. Excluding cash sales of \$100 million to Libya.
b. Excluding a \$2 million downpayment.
c. Excluding a \$9 million downpayment.

25X1



CIA/OER
Jan 1974





Table 2
Soviet Military Aid Delivered to the Middle East

Recipient	Total	Million US \$																	
		1956	1957	1958	1959	1960	1961	1962	1963	1964	1965	1966	1967	1968	1969	1970	1971	1972	1973
TOTAL	5,957	10	90	175	74	191	250	319	366	120	130	147	323	297	255	821	562	567	1,329
Cyprus	18	--	--	--	--	--	--	--	--	--	18	--	--	--	--	--	--	--	--
Egypt	2,995	--	50	85	30	150	175	150	150	75	80	100	170	100	90	640	350	250	350
Iran	433	--	--	--	--	--	--	--	--	--	--	--	25	50	60	50	75	73	100
Iraq	1,010	--	--	--	14	26	60	114	96	20	25	30	70	100	50	35	30	80	260
Lebanon	3	--	--	--	--	--	--	--	--	--	--	--	--	--	--	--	--	3	--
Sudan	62	--	--	--	--	--	--	--	--	--	--	--	--	5	15	40	2	--	--
Syria	1,323	10	40	90	30	15	15	35	35	15	5	15	48	35	35	50	100	150	600
Yemen (Aden)	36	--	--	--	--	--	--	--	--	--	--	--	--	2	4	4	5	11	10
Yemen (San'a)	77	--	--	--	--	--	--	20	25	10	2	2	10	5	1	2	--	--	--



CIA/OER
Jan 1974



Table 3

Soviet Military Technicians in the Middle East a/

Country	Number of Persons							
	1966	1967	1968	1969	1970	1971	1972	1973
TOTAL	1,205	3,465	4,440	4,235	8,320	7,530	7,600	3,480
Cyprus	10	--	--	--	--	--	--	--
Egypt	750	2,000	3,000	3,000	6,500 <u>b/</u>	5,500 <u>c/</u>	5,500 <u>e/</u>	500 <u>g/</u>
Iran	--	20	15	15	30	30	30	60
Iraq	170	200	200	320	320	400	500	735
Libya	--	--	--	--	--	20	20	10
Sudan	--	--	15	200	500	500 <u>d/</u>	100 <u>f/</u>	20
Syria	125	1,100	1,100	500	750	800	1,140	1,750
Yemen (Aden)	--	--	10	100	120	180	210	225
Yemen (San'a)	150	145	100	100	100	100	100	130

a. Minimum estimates of the number of personnel present for a period of one month or more. Numbers are rounded to the nearest five. Some East European personnel are included in these totals

b. Excluding an estimated 9,000 Soviet personnel assigned to Soviet operational units as of December 1970.

c. Excluding an estimated 7,250 Soviet personnel assigned to Soviet operational units as of December 1971. These troops were withdrawn in mid-1972.

d. Including at least 400 Soviet personnel that left the Sudan following the abortive coup in July 1971.

e. By the end of 1972, about a hundred Soviet military advisers were still stationed in Egypt.

f. By the end of 1972, all Soviet advisers are believed to have departed from Sudan.

g. Most of these arrived with the equipment supplied after the outbreak of the October War.






Table 4

Soviet Economic Aid Extended to the Middle East

	Million US \$									
	<u>Total</u>	<u>1956-64</u>	<u>1965-66</u>	<u>1967</u>	<u>1968</u>	<u>1969</u>	<u>1970</u>	<u>1971</u>	<u>1972</u>	<u>1973</u>
Total a/	3,587	1,474	447	204	178	348	77	418	252	189 b/
Egypt	1,197	1,001	--	--	--	--	--	196 c/	--	--
Greece	8	--	8	--	--	--	--	--	--	--
Iran	788	63	306	--	178	--	54	--	--	188
Iraq	554	184	--	4	--	121	22	222	--	--
Jordan	6	--	--	--	--	6	--	--	--	--
Sudan	65	23	--	--	--	42	--	--	--	--
Syria	318	100	133	--	--	--	N.A.	Negl.	84	--
Turkey	529	5	--	200	--	166	--	--	158	--
Yemen (Aden)	25	--	--	--	--	14	--	--	10	i
Yemer (San'a)	99	98	Negl.	--	--	--	Negl.	--	--	i

a. Because of rounding, components may not add to the totals shown.
 b. Preliminary estimates.
 c. Minimum estimate.






Table 5

Soviet Economic Aid Delivered to the Middle East a/

	Million US \$									
	<u>Total</u>	<u>1956-64</u>	<u>1965-66</u>	<u>1967</u>	<u>1968</u>	<u>1969</u>	<u>1970</u>	<u>1971</u>	<u>1972</u>	<u>1973</u>
TOTAL b/	1,960	430	215	140	160	180	215	250	200	180
Egypt	850	265	140	90	80	45	45	70	65	60
Greece	8	--	8	--	--	--	--	--	--	--
Iran	415	Negl.	5	15	45	80	100	75	70	25
Iraq	195	90	25	5	5	Negl.	5	20	20	30
Jordan	--	--	--	--	--	--	--	--	--	--
Sudan	25	10	5	1	2	Negl.	1	5	1	1
Syria	210	35	20	10	20	30	35	20	20	25
Turkey	170	5	--	1	5	20	25	50	25	40
Yemen (Aden)	10	--	--	--	--	--	2	5	1	1
Yemen (San'a)	65	25	15	15	2	10	1	2	Negl.	2

a. Preliminary estimates as of 8 January 1974. Data currently are being revised for the EIC annual report on aid and trade activities of Communist countries in the LDCs. These data will be coordinated within the Community and made available in late January 1974.

b. Because of rounding components may not add to the totals shown.

