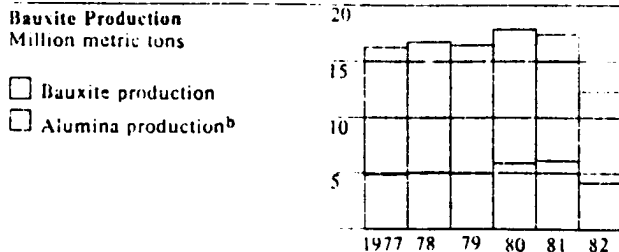
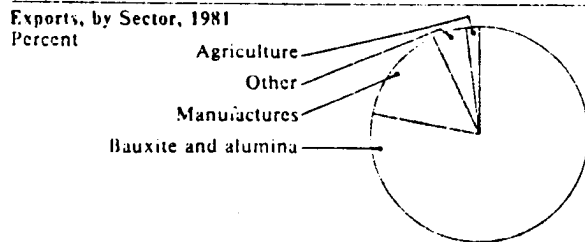
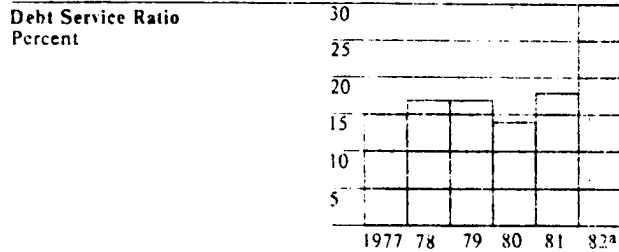
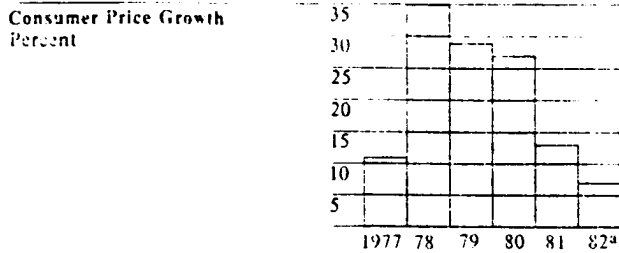
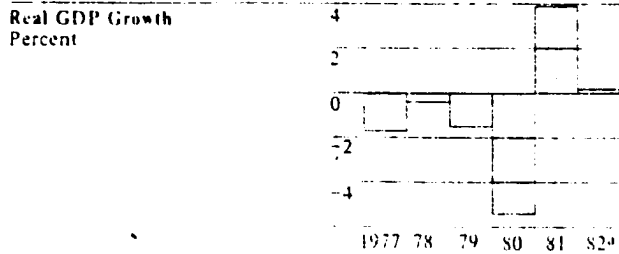


### Jamaica: Economic Indicators

Note change in scale

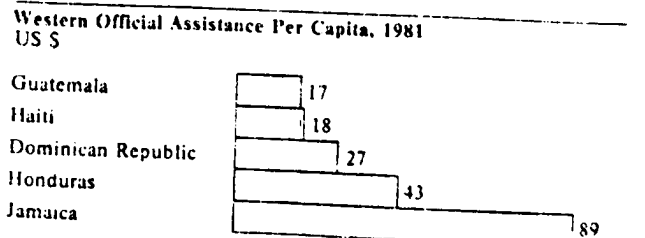


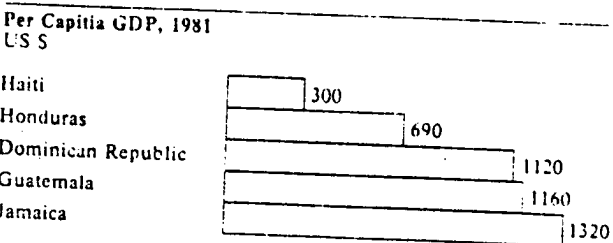
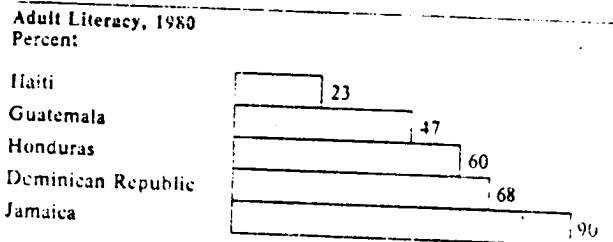


<sup>a</sup> Estimated.  
<sup>b</sup> Bauxite equivalent of alumina production.

Confidential

### Jamaica: Socioeconomic Comparisons

Note change in scale



## Jamaica: Foreign Financial Gap

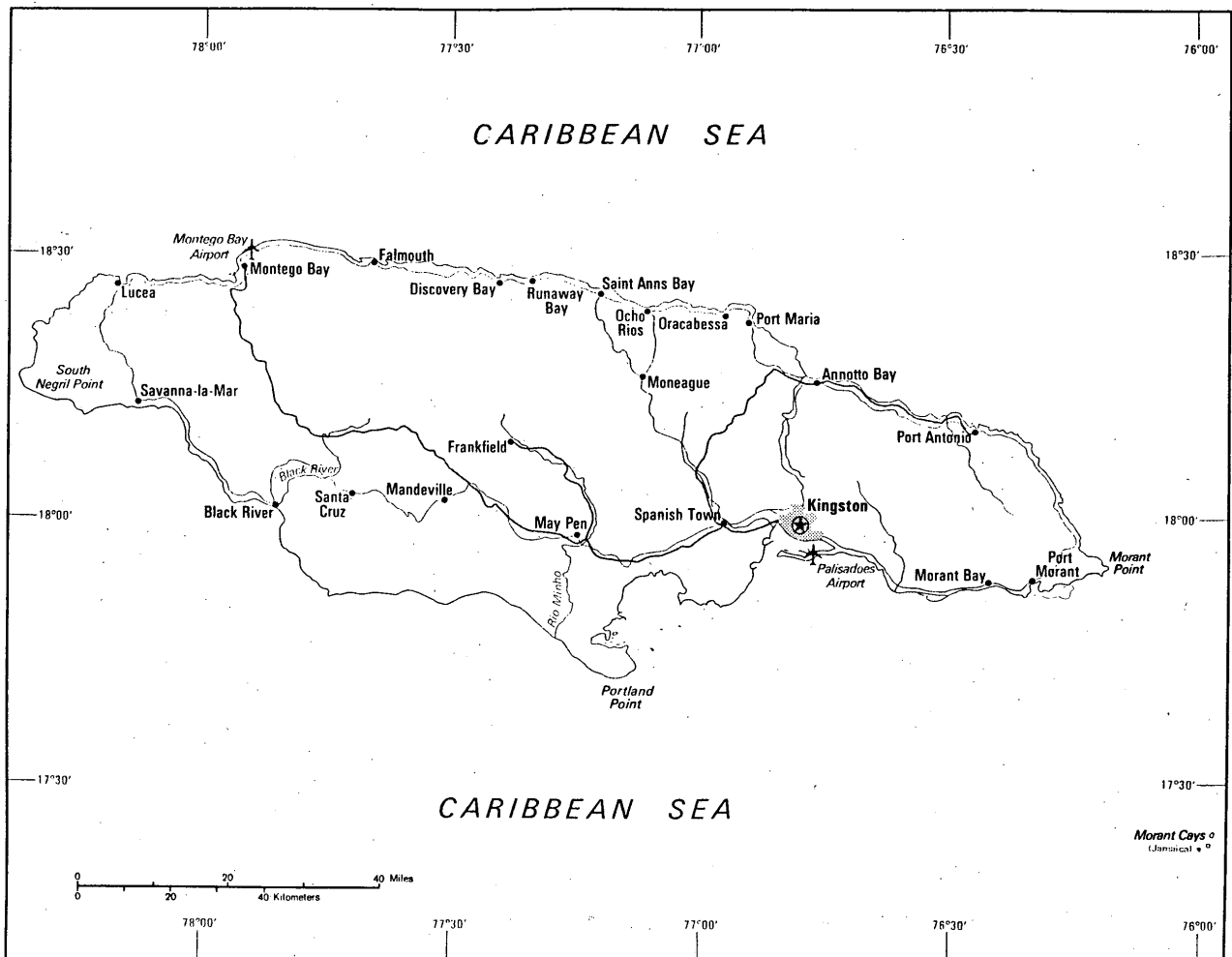
Million US \$

	1978	1979	1980	1981	1982 <sup>a</sup>	1983 <sup>b</sup>
Current account balance	-50	-140	-166	-337	-427	-370
Trade balance	81	-65	-75	-323	-477	-400
Merchandise exports, f.o.b.	831	818	963	974	726	750
Bauxite/alumina	438	523	734	758	483	500
Merchandise imports, f.o.b.	750	883	1,038	1,297	1,203	1,150
Net services and transfers	-131	-75	-91	-14	50	30
Debt amortization	124	113	91	140	182	340
<b>Financial gap</b>	<b>-174</b>	<b>-253</b>	<b>-257</b>	<b>-477</b>	<b>-609</b>	<b>-710</b>
Capital account	185	258	298	457	631	
Net direct investment	-27	-26	28	-12	20	
Medium- and long-term loans	113	138	216	210	557	
Net short-term capital, including errors and omissions	99	146	54	259	54	
Change in gross reserves	11	5	41	-20	22	

<sup>a</sup> Estimated.<sup>b</sup> Projected. Excludes debt rescheduling now under negotiation.

This table is Confidential.

# Jamaica



502477 1:76 (541643)  
Lambert Conformal Projection  
Standard parallels 17°20' and 22°40'  
Scale 1:1,200,000

— Railroad  
— Road  
✈ Airport