

Trial Balance Statements

EMPLOYEE ACTIVITY ASSOCIATION INC.
 Trial Balance, 30 November 1981

	Balance		November		Balance	
	1 November 1981		Transactions		30 November 1981	
	DR	CR	DR	CR	DR	CR
AmSec Bank	\$ 27,673.81		\$ 69,050.59	\$ 74,701.18	\$ 22,023.22	
Change fund	600.00				600.00	
AmSec Bank/Cert	33,320.16				33,320.18	
FFM/J/Cert	12,413.72				12,413.72	
FFM/J/Savings	174.51				174.51	
Misc inventory	59,596.90				59,525.90	
Equipment	32,084.50				32,024.50	
Reserve for depr		19,832.40				19,832.40
Prepaid expenses	3,877.93				3,877.93	
AcctsPay-trade			63,196.68	63,196.68		
" " tickets		1,354.50	1,242.50	37.00		149.00
" " instr		2,197.00	97.00	174.00		2,274.00
" " Fed w/h		419.74	419.74	685.70		685.70
" " Va w/h		427.00	427.00	694.90		694.90
" " Va sales		61.35		106.21		152.26
" " Va sales		1,879.32	1,879.32	2,553.61		2,553.61
Dep on spl orders		353.60	384.80	1,038.92		1,007.72
EAA fund balance		125,106.37				125,106.37
Misc sales		381,275.07		63,771.03		445,046.10
Purchase disc		3,885.68		726.29		4,611.97
Marship dues		8,196.00		1,301.00		9,497.00
Barber shop		3,526.49				3,526.49
Dealer's tax disc		400.77		444.40		445.17
Interest income		5,558.28				5,558.28
Gain on tickets		140.15				140.15
" " emp prog		201.00	1.00	6.00		206.00
" " camp eqp		447.25		2.50		449.75
Other income		2,554.35				2,554.35
Misc purchases	311,612.30		63,196.68	121.96	374,693.02	
Freight expense	2,411.96		345.72	1.19	2,756.49	
EAA Salaries	32,024.50		5,155.50		37,180.00	
" Sal/Agency	20,589.11		2,117.25		22,706.36	
FICA taxes	2,129.62		342.85		2,472.47	
Unemp taxes		262.01			262.01	
Insurance	1,024.12				1,024.12	
Depreciation	1,436.65				1,436.65	
Telephone	225.00				225.00	
Sup & off exp	1,834.37		296.45		2,130.82	
Cash short/over		92.84	17.79	14.47		96.16
Other expenses	625.05				625.05	
Misc losses	186.10		113.37		304.47	
Archery club	54.28				54.28	
Basketball	2,496.55				2,496.55	
Bowling league	150.00				150.00	
Camping	176.68				176.68	
Join club	100.00				100.00	
Drama club	250.00				250.00	
Fishing club	125.00				125.00	
Football league	128.76		301.00		429.76	
Garden club		210.76				210.76
Karate club	150.00				150.00	
Photo club	4.97				4.97	
Rifle & pistol club	330.00				330.00	
Softball-men	6,489.92				6,489.92	
" women	1,789.83				1,789.83	
Stamp club	150.00				150.00	
Tennis league		102.00				102.00
Trap & skeet club	100.00		100.00		200.00	
Volleyball	59.93		412.50		472.43	
Hispanic club			75.00		75.00	
Softball/NPCC	1,381.98				1,381.98	
Totals	\$558,139.08	\$558,139.08	\$209,177.74	\$209,177.74	\$624,829.98	\$624,829.98

EMPLOYEE ACTIVITY ASSOCIATION INC.
 Trial Balance, 31 October 1981

	Balance 1 October 1981		October Transactions		Balance 31 October 1981	
	DR	CR	DR	CR	DR	CR
AmSec Bank	\$ 26,111.26		\$ 59,524.99	\$ 57,962.44	\$ 27,673.81	
Change funds	600.00				600.00	
AmSec Bank/Cert	33,320.18				33,320.18	
NWFCU/Cert	12,413.72				12,413.72	
NWFCU/Savings	8,174.51			8,000.00	174.51	
Mdse inventory	59,596.90				59,596.90	
Equipment	31,886.00		198.50		32,084.50	
Reserve for depr		19,832.40				19,832.40
Prepaid expenses	3,445.93		432.00		3,877.93	
Accts Pay-Trade			47,839.67	47,839.67		
" " Tickets	1,530.00		455.00	279.50	1,354.50	
" " Instr	1,400.00		48.00	845.00	2,197.00	
Taxes Pay-FICA	410.30		410.30	419.74	419.74	
" " Fed w/h	460.20		460.20	427.00	427.00	
" " Va.w/h	160.98		160.98	61.35	61.35	
" " Va Sales	1,464.81		1,464.81	1,879.32	1,879.32	
Dep on spl orders		329.68	443.04	466.96		353.60
EAA fund balance	125,106.37				125,106.37	
Mdse sales	334,346.17			46,928.90	381,275.07	
Purchase disc	3,346.21			539.47	3,885.68	
Mrshp dues	7,416.00			780.00	8,196.00	
Barber shop	2,604.01			922.48	3,526.49	
Dealer's tax disc	365.82			34.95	400.77	
Interest income	5,558.28				5,558.28	
Gain on tickets	140.15				140.15	
" " emp prog	182.00		2.00	21.00	201.00	
" " camp eqp	419.25			28.00	447.25	
Other income		2,564.35				2,564.35
Mdse purchases	263,778.63		47,839.67		311,618.30	
Freight exp	2,003.99		407.97		2,411.96	
EAA Salaries	28,868.50		3,156.00		32,024.50	
" Sal/Agency	17,532.28		3,056.83		20,589.11	
FICA taxes	1,919.75		209.87		2,129.62	
Unemp taxes	204.42		57.59		262.01	
Insurance	1,024.12				1,024.12	
Depreciation	1,436.65				1,436.65	
Telephone	225.00				225.00	
Sup & off exp	1,767.19		67.18		1,834.37	
Cash short/over	64.85		52.12	24.13	92.84	
Other expenses	600.05		25.00		625.05	
Mdse losses	186.10				186.10	
Ballfield maint	33.13			33.13		
Archery club			54.28		54.28	
Basketball	2,496.55				2,496.55	
Bowling league	150.00				150.00	
Camping	176.68				176.68	
Coin club	100.00				100.00	
Drama club	250.00				250.00	
Fishing club		241.00	366.00		125.00	
Football league		156.94	330.70	45.00	128.76	
Garden club		210.76				210.76
Karate club	150.00				150.00	
Photo club			4.97		4.97	
Rifle & pistol club	330.00				330.00	
Softball - men	6,489.92				6,489.92	
" women	1,789.83				1,789.83	
Stamp club	150.00				150.00	
Tennis league		102.00				102.00
Trap & skeet league	100.00				100.00	
Volleyball		209.94	305.87	36.00	59.93	
Softball/NPIC	1,181.48		200.50		1,381.98	
Totals	\$508,557.62	\$508,557.62	\$167,574.04	\$167,574.04	\$558,139.08	\$558,139.08

EMPLOYEE ACTIVITY ASSOCIATION INC.
 Trial Balance, 30 September 1981

	Balance		September		Balance	
	1 September 1981		Transactions		30 September 1981	
	DR	CR	DR	CR	DR	CR
Am Sec Bank	\$ 24,384.52		\$ 42,555.40	\$ 40,828.66	\$ 26,111.26	
Change funds	600.00				600.00	
AmSecBank/Cert	33,320.18				33,320.18	
NWFCU/Cert	12,413.72				12,413.72	
NWFCU/Savings	8,034.42		140.09		8,174.51	
Mdse inventory	59,596.90				59,596.90	
Equipment	31,886.00				31,886.00	
Reserve for depr		19,832.40				19,832.40
Prepaid expense	3,445.93				3,445.93	
AcctsPay-Trade			27,791.11	27,791.11		
" " Tickets		2,613.75	1,988.75	885.00		1,530.00
" " Instr		664.00	517.00	1,253.00		1,400.00
TaxesPay-FICA		357.76	357.76	410.30		410.30
" " Fed w/h		405.70	405.70	460.20		460.20
" " Va w/h		103.58		57.40		160.98
" " VaSales		1,390.62	1,390.62	1,464.81		1,464.81
Dep on spl orders		162.24	274.56	442.00		329.68
EAA fund balance		125,106.37				125,106.37
Mdse sales		297,776.92		36,569.25		334,346.17
Purchase disc		3,030.53		315.68		3,346.21
Mbrshp dues		6,761.00		655.00		7,416.00
Barber shop		2,604.01				2,604.01
Dealer's tax disc		332.70		33.12		365.82
Interest income		5,418.19		140.09		5,558.28
Gain on tickets		194.15	54.00			140.15
" " camp prog		399.50	7.00	26.75		419.25
" " emp prog		151.00	1.00	32.00		182.00
Other income		2,564.35				2,564.35
Mdse purchases	235,987.52		27,791.11		263,778.63	47,
Freight expense	1,459.05		546.51	1.57	2,003.99	
EAA Salaries	25,783.50		3,085.00		28,868.50	
" Sal/Agency	15,525.94		2,006.34		17,532.28	
FICA taxes	1,714.60		205.15		1,919.75	
Unemp taxes	204.42				204.42	
Insurance	1,024.12				1,024.12	
Depreciation	1,436.65				1,436.65	
Telephone	225.00				225.00	
Sup & off exp	1,396.70		370.49		1,767.19	
Cash short/over	96.62		217.09	248.86	64.85	
Other expenses	600.05				600.05	
Mdse losses	186.10				186.10	
Ballfield maint	33.13				33.13	
Basketball	2,496.55				2,496.55	
Bowling league			150.00		150.00	
Camping	176.68				176.68	
Coin club	100.00				100.00	
Drama club	250.00				250.00	
Fishing club		380.00	635.00	496.00		241.00
Football league			23.06	180.00		156.94
Garden club		210.76				210.76
Karate club	150.00				150.00	
Rifle & pistol club	330.00				330.00	
Softball-men	5,220.92		1,269.00		6,489.92	
" women	1,414.83		375.00		1,789.83	
Stamp club	150.00				150.00	
Tennis league				102.00		102.00
Trap & skeet league	100.00				100.00	
Volleyball		48.00	558.06	720.00		209.94
Softball/NPIC	763.48		442.00	24.00	1,181.48	
Totals	\$470,507.53	\$470,507.53	\$113,136.80	\$113,136.80	\$508,557.62	\$508,557.6

EMPLOYEE ACTIVITY ASSOCIATION INC.
 Trial Balance, 31 August 1981

	Balance 1 August 1981		August Transactions		Balance 31 August 1981	
	DR	CR	DR	CR	DR	CR
Am Sec Bank	\$ 26,344.50		\$ 44,102.67	\$ 46,062.65	\$ 24,384.52	
Change funds	600.00				600.00	
AmSec Bank/Cert	31,000.00		2,320.18		33,320.18	
NWFCU/Savings	8,034.42				8,034.42	
NWFCU/Cert	11,549.32		664.40		12,213.72	
Accts receivable	35.00			35.00		
Misc inventory	59,596.90				59,596.90	
Tickets on hand	26.00			26.00		
Equipment	31,886.00				31,886.00	
Reserve for depr		19,832.40				19,832.40
Prepaid expense	1,445.93		2,000.00		3,445.93	
Accts Pay-Trade			26,164.48	26,164.48		
" " Tickets		3,200.00	3,963.75	3,377.50		2,613.75
" " Instr		966.00	540.00	238.00		664.00
Taxes Pay-FICA		397.68	397.68	357.76		357.76
" " Fed w/h		462.70	462.70	405.70		405.70
" " Va w/h		59.38		44.20		103.58
" " Va Sales		1,359.84	1,359.84	1,390.62		1,390.62
Dep on Spl orders		226.72	367.12	302.64		162.24
EAA Fund balance		125,106.37				125,106.37
Misc sales		263,058.23		34,718.69		297,776.92
Purchase disc		2,693.81		336.72		3,030.53
Mereshp dues		6,291.00		470.00		6,761.00
Barber shop		1,705.48		898.53		2,604.01
Sales tax disc		300.27		32.43		332.70
Interest income		2,233.61		3,184.58		5,418.19
Gain on tickets		194.15				194.15
" " emp prog		143.00		8.00		151.00
" " camp exp		338.50	37.50	98.50		399.50
Other income		2,564.35				2,564.35
Misc purchases	209,823.04		26,164.48		235,987.52	
Freight exp	1,289.14		169.91		1,459.05	
EAA Salaries	23,093.50		2,690.00		25,783.50	
" " Agency	13,519.50		2,006.34		15,525.94	
FICA taxes	1,535.72		178.88		1,714.60	
Unemp taxes	204.42				204.42	
Insurance	1,024.12				1,024.12	
Depreciation	1,436.65				1,436.65	
Telephone	225.00				225.00	
Sup & off exp	1,378.70		18.00		1,396.70	
Cash short/over	69.53		34.19	7.10	96.62	
Other expenses	600.05				600.05	
Misc losses	186.10				186.10	
Insufficient funds			1,595.87	1,595.87		
Ballfield maint	33.13				33.13	
Basketball	2,496.55				2,496.55	
Camping	176.68				176.68	
Join club	100.00				100.00	
Drama club	250.00				250.00	
Fishing club		416.00	766.00	730.00		380.00
Garden club				210.76		210.76
Karate club	150.00				150.00	
Rifle & pistol club	180.00		150.00		330.00	
Softball-men	2,686.53		3,149.39	615.00	5,220.92	
" women	534.48		880.35		1,414.83	
Stamp club			150.00		150.00	
Trap & Skeet club	100.00				100.00	
Volleyball		6.00		42.00		48.00
Softball/NPIC		55.52	819.00		763.48	
Totals	\$431,611.01	\$431,611.01	\$121,352.73	\$121,352.73	\$470,507.53	\$470,507.53

EMPLOYEE ACTIVITY ASSOCIATION INC.
 Trial Balance, 31 July 1981

	Balance 1 July 1981		July Transactions		Balance 31 July 1981	
	DR	CR	DR	CR	DR	CR
AmSec Bank	\$ 30,374.74		\$ 40,006.76	\$ 44,037.00	\$ 26,344.50	
Change funds	600.00				600.00	
AmSec Bank/Cert	31,000.00				31,000.00	
NWFCU/Cert	11,549.32				11,549.32	
NWFCU Savings	8,034.42				8,034.42	
Accts receivable	183.75		35.00	183.75	35.00	
Mdse inventory	59,596.90				59,596.90	
Tickets on hand	26.00				26.00	
Equipment	31,886.00				31,886.00	
Reserve for depr		19,832.40				19,832.40
Prepaid expenses	1,445.93				1,445.93	
AcctsPay-Trade		28,583.21	60,610.61	32,027.40		3,200.00
" " Tickets		1,041.25	1,041.25	3,200.00		966.00
" " Instr		507.00		459.00		397.68
TaxesPay-FICA		642.38	642.38	397.68		462.70
" " Fed w/h		733.70	733.70	462.70		59.38
" " Va w/h		222.78	222.78	59.38		1,359.84
" " Va Sales		1,773.02	1,773.02	1,359.84		226.72
Dep on Spl Orders		295.36	614.64	546.00		
Accrued exp payable		1,596.12	1,596.12			
EAA fund balance		125,106.37				125,106.37
Mdse sales		229,109.30		33,948.93		263,058.23
Purchase disc		2,354.61		339.20		2,693.81
Morshp dues		5,871.00		420.00		6,291.00
Barber shop		1,705.48				1,705.48
Sales tax disc		257.98		42.29		300.27
Interest Income		2,233.61				2,233.61
Gain on tickets		194.15				194.15
" " emp prog		126.00		17.00		143.00
" " camp eqp		263.00	12.00	87.50		338.50
Other income		2,564.35				2,564.35
Mdse purchases	206,435.48		32,027.40	28,639.84	209,823.04	
Freight exp	1,161.51		128.84	1.21	1,289.14	
EAA Salaries	20,431.50		2,990.00	328.00	23,093.50	
" " Agency	12,730.08		1,973.82	1,184.30	13,519.60	
FICA taxes	1,358.70		198.84	21.82	1,535.72	
Unemp taxes	204.45		61.97	62.00	204.42	
Insurance	1,024.12				1,024.12	
Depreciation	1,436.65				1,436.65	
Telephone	150.00		75.00		225.00	
Sup & off exp	1,023.12		355.58		1,378.70	
Cash short/over	70.30		8.68	9.45	69.53	
Other expenses	600.05				600.05	
Mdse losses	130.86		55.24		186.10	
Insufficient funds			66.31	66.31		
Ballfield maint	33.13				33.13	
Basketball	2,496.55				2,496.55	
Camping	169.02		7.66		176.68	
Join club	100.00				100.00	
Drama club	250.00				250.00	
Fishing club		216.00	370.00	570.00		416.00
Karate club	150.00				150.00	
Rifle & pistol club			180.00		180.00	
Softball-men	616.53		2,070.00		2,686.53	
" women	21.48		513.00		534.48	
Trap & skeet club			100.00		100.00	
Volleyball		6.00				6.00
Softball/NPIC		55.52				55.52
Totals	\$425,290.59	\$425,290.59	\$148,470.60	\$148,470.60	\$431,611.01	\$431,611.01

EMPLOYEE ACTIVITY ASSOCIATION INC.
 Trial Balance, 31 May 1981

	Balance 1 May 1981		May Transactions		Balance 31 May 1981	
	CR	DR	DR	CR	DR	CR
Am Sec Bank	\$ 25,453.51		\$ 74,400.04	\$ 63,522.86	\$ 36,323.69	
Change funds	600.00				600.00	
AmSecBank/Cert	31,000.00				31,000.00	
NWFCU/Cert	11,549.32				11,549.32	
NWFCU/Savings	7,901.11				7,901.11	
Accts receivable		109.40	26,000.00		25,890.60	
Mdse inventory	59,596.90				59,596.90	
Equipment	31,886.00				31,886.00	
Reserve for depr		18,395.75				18,395.75
Prepaid expenses	2,470.05				2,470.05	
AcctsPay-Trade			29,664.26	29,664.26		
" " Tickets				2,335.75		2,335.75
" " Instr		1,052.00	48.00	381.00		1,368.00
" " Other				26,000.00		26,000.00
TaxesPay-FICA		431.26	431.26	412.04		412.04
" " Fed.w/h		494.80	494.80	460.50		460.50
" " Va.w/h		66.46		58.64		125.10
" " Va.Sales		1,741.89	1,741.89	1,635.53		1,635.53
Dep on spl orders		274.56	284.96	246.32		335.92
EAA fund balance	125,106.37				125,106.37	
Mdse sales	143,989.09			40,855.83		184,844.92
Purchase disc		1,542.95		240.00		1,782.95
Mbrshp dues		2,848.00		1,932.00		4,780.00
Barber shop		1,705.48				1,705.48
Sales tax disc		178.23		41.68		219.91
Interest income		2,100.30				2,100.30
Gain on tickets		84.75				84.75
" " emp prog		99.00	2.00	13.00		110.00
" " camp eqp		56.75		55.75		112.50
Other income		2,564.35				2,564.35
Mdse purchases	109,734.19		29,664.26	96.47	139,301.98	
Freight exp	766.04		128.98		895.02	
EAA Salaries	12,175.50		3,098.00		15,273.50	
" " Agency	7,596.14		1,973.82		9,571.96	
FICA taxes	809.67		206.02		1,015.69	
Unemp taxes	112.45				112.45	
Telephone	75.00		75.00		150.00	
Sup & off exp	762.42		80.58		843.00	
Cash short/over	75.40		12.23	11.96	75.67	
Other expenses	10.00				10.00	
Mdse losses			96.47		96.47	
Ballfield maint	33.13				33.13	
Basketball	2,496.55				2,496.55	
Camping			169.02		169.02	
Fishing club		446.00	674.00	632.00		444.00
Softball-men		712.39		600.00		1,312.39
" women		504.80				604.80
Volleyball		6.00				6.00
Softball/NPIC		504.80				504.80
Totals	\$305,155.38	\$305,155.38	\$269,245.59	\$169,245.59	\$377,312.11	\$377,312.11

EMPLOYEE ACTIVITY ASSOCIATION INC.
 Trial Balance, 30 April 1981

	Balance 1 April 1981		April Transactions		Balance 30 April 1981	
	DR	CR	DR	CR	DR	CR
American SecBank	\$ 26,621.13		\$ 51,220.55	\$ 52,388.17	\$ 25,453.51	
Change funds	600.00				600.00	
AmSecBank/Cert	31,000.00				31,000.00	
NWFCU/Cert	11,549.32				11,549.32	
" Savings	7,798.43		102.58		7,901.11	
Accts receivable		109.40				109.40
Mdse Inventory	59,596.90				59,596.90	
Equipment	31,886.00				31,886.00	
Reserve for depr		18,395.75				18,395.75
Prepaid expense	2,470.05				2,470.05	
AcctsPay-Trade			40,011.52	40,011.52		
" " Instr		1,958.00	1,737.00	871.00		1,092.00
TaxesPay/FICA		456.06	456.06	431.26		431.26
" " Fed.w/h		520.90	520.90	494.80		494.80
" " Va.w/h		186.81	186.81	66.46		66.46
" " Va.Sales		1,559.80	1,559.80	1,741.89		1,741.89
Dep on spl orders		219.44	402.48	457.60		274.56
EAA fund balance		125,106.37			125,106.37	
Mdse Sales		100,505.35		43,483.74	143,989.09	
Purch disc		1,105.74		437.21	1,542.95	
Morshp dues		1,752.00		1,096.00	2,848.00	
Barber shop		833.48		872.00	1,705.48	
Sales tax disc		140.36		37.87	178.23	
Interest income		1,997.62		102.68	2,100.30	
Gain on tickets		84.75			84.75	
" " camp eqp				56.75	56.75	
" " emp prog		78.00	2.00	23.00	99.00	
Other income		2,564.35			2,564.35	
Mdse purchases	69,722.67		40,011.52		109,734.19	
Freight exp	656.34		129.70		786.04	
EAA Salaries	8,933.00		3,242.50		12,175.50	
" " Agency	4,636.98		2,961.16		7,598.14	
FICA taxes	594.04		215.63		809.67	
Unemp taxes	76.37		66.08		142.45	
Telephone	75.00				75.00	
Sup & off exp	624.85		137.57		762.42	
Cash short/over		5.95	143.80	62.45	75.40	
Other expenses	10.00				10.00	
Insufficient funds			125.67	125.67		
Balifield maint			33.13		33.13	
Basketball-men	1,608.05		888.50		2,496.55	
Fishing club		273.00		173.00	446.00	
Softball-men			1,187.61	1,900.00	712.39	
" women			395.20	1,000.00	604.80	
Volleyball		6.00			6.00	
Softball/NPIC		600.00	395.20	300.00	504.80	
Totals	\$258,459.13	\$258,459.13	\$146,133.07	\$146,133.07	\$305,155.38	\$305,155.38

EMPLOYEE ACTIVITY ASSOCIATION INC.
 Trial Balance, 31 March 1981

	Balance 1 March 1981		March Transactions		Balance 31 March 1981	
	DR	CR	DR	CR	DR	CR
AmericanSec Bank	\$ 17,580.57		\$ 43,431.01	\$ 34,390.45	\$ 26,521.13	
Change funds	600.00				600.00	
AmSec Bank/Cert	31,000.00				31,000.00	
NWFCU/Cert	11,549.32				11,549.32	
NWFCU/Savings	7,798.43				7,798.43	
Accts receivable		109.40				109.40
Mdse inventory	59,596.90				59,596.90	
Equipment	31,886.00				31,886.00	
Reserve for depr		18,395.75				18,395.75
Prepaid expense	2,470.05				2,470.05	
AcctsPay-Trade			25,552.83	25,552.83		
" " Instr		2,165.00	526.00	319.00		1,958.00
TaxesPay-FICA		397.40	397.40	456.06		456.06
" " Fed.w/n		409.00	409.00	520.90		520.90
" " Va.w/n		121.46		65.35		186.81
" " Va.Sales		1,308.79	1,308.79	1,559.80		1,559.80
Dep on spl orders		498.56	840.72	561.60		219.44
EAA fund balance		125,106.37				125,106.37
Mdse sales		61,581.30		38,924.05		100,505.35
Purch discounts		920.94		184.80		1,105.74
Mbrshp dues		1,221.00		531.00		1,752.00
Barber shop				833.48		833.48
Sales tax disc		108.74		31.62		140.36
Interest income		1,997.62				1,997.62
Gain on tickets		84.75				84.75
" " emp prog		65.00		13.00		78.00
Other income		2,564.35				2,564.35
Mdse purchases	44,169.84		25,552.83		59,722.67	
Freight exp	406.36		249.98		656.34	
EAA Salaries	5,504.00		3,429.00		8,933.00	
" " Agency	2,652.72		1,974.26		4,626.98	
FICA taxes	366.01		228.03		594.04	
Unemp taxes	76.37				76.37	
Telephone	75.00				75.00	
Sup & off exp	510.11		114.74		624.85	
Cash short/over		1.09	7.79	12.65		5.95
Other expenses	10.00				10.00	
Insufficient funds	72.05			72.05		
Basketball	752.79		855.26		1,608.05	
Fishing club		30.00		243.00		273.00
Volleyball				6.00		6.00
Softball/NPIC				600.00		600.00
Totals	\$217,086.52	\$217,086.52	\$104,877.64	\$104,877.64	\$258,459.13	\$258,459.13

EMPLOYEE ACTIVITY ASSOCIATION INC.
Trial Balance, 28 February 1981

	Balance 1 February 1981		February Transactions		Balance 28 February 1981	
	DR	CR	DR	CR	DR	CR
AmSecurity Bank	\$ 36,611.77		\$ 35,441.97	\$ 54,473.17	\$ 17,580.57	
Change funds	650.00			50.00	600.00	
AmSec Bank/Cert			31,000.00		31,000.00	
NWFCU/Cert	40,002.01		549.32	29,002.01	11,549.32	
NWFCU Savings	5,234.08		2,564.35		7,798.43	
Accts receivable		109.40				109.40
Mdse inventory	59,596.90				59,596.90	
Equipment	31,886.00				31,886.00	
Reserve for depr		18,395.75				18,395.75
Prepaid expense	2,470.05				2,470.05	
Accts Pay-Trade		770.10	42,016.92	41,246.82		
" " Tickets		3,077.51	3,098.77	21.26		
" " Instr		2,561.75	1,602.75	1,206.00		2,165.00
Taxes Pay-FICA		393.68	393.68	397.40		397.40
" " Fed w/h		383.20	383.20	409.00		409.00
" " Va w/h		59.58		61.88		121.46
" " Va Sales		1,157.49	1,157.49	1,308.79		1,308.79
Dep on spl orders		315.12	358.80	542.24		498.56
EAA Fund balance		125,106.37				125,106.37
Mdse sales		28,917.13		32,664.17		61,581.30
Purch disc		506.23		414.71		920.94
Mbrshp dues		957.00		264.00		1,221.00
Sales tax disc		81.90		26.84		108.74
Interest income				1,997.62		1,997.62
Gain on tickets		84.21		.54		84.75
" " emp prog		30.00		35.00		65.00
Other income				2,564.35		2,564.35
Mdse purchases	2,923.02		41,246.82		44,169.84	
Freight expense	86.36		320.00		406.36	
EAA Salaries	2,516.00		2,988.00		5,504.00	
" " Agency	688.47		1,974.25		2,662.72	
FICA Taxes	167.31		198.70		366.01	
Unemp taxes	76.37				76.37	
Telephone			75.00		75.00	
Sup & off exp	247.11		263.00		510.11	
Cash short/over	2.18		46.24	49.51		1.09
Other expenses			10.00		10.00	
Insufficient funds			72.05		72.05	
Basketball		251.21	1,154.00	150.00	752.79	
Fishing trips				30.00		30.00
Totals	\$183,157.63	\$183,157.63	\$166,915.31	\$166,915.31	\$217,086.52	\$217,086.52

EMPLOYEE ACTIVITY ASSOCIATION INC.
 Trial Balance, 31 January 1981

	Balance 1 January 1981		January Transactions		Balance 31 January 1981	
	DR	CR	DR	CR	DR	CR
Am Security Bank	\$ 43,988.37		\$ 37,432.32	\$ 44,808.92	\$ 36,611.77	
Change funds	650.00				650.00	
NWFCU - Cert	40,002.01				40,002.01	
NWFCU - Savings	5,234.08				5,234.08	
Accts receivable		109.40	24.84	24.84		109.40
Mdse inventory	59,596.90				59,596.90	
Equipment	31,886.00				31,886.00	
Reserve for depr		18,395.75				18,395.75
Prepaid expense	2,405.05		65.00		2,470.05	
Accts Pay-Trade		29,337.78	31,490.70	2,923.02		770.10
" " Tickets		1,557.12	3,695.26	5,215.65		3,077.51
" " Instr		1,808.00	51.25	805.00		2,561.75
" " Other		550.00	550.00			
Taxes Pay - FICA		537.38	537.38	393.68		393.68
Taxes Pay Fed w/h		566.40	566.40	383.20		383.20
" " Va w/h		204.67	204.67	59.58		59.58
" " Va Sales		3,565.20	3,565.20	1,157.49		1,157.49
Dep on Spl Orders		256.88	468.00	526.24		315.12
Accrued exp payable		1,827.15	1,827.15			
EAA Fund balance		125,046.68		59.69		125,106.37
Mdse sales				28,917.13		28,917.13
Purch disc				506.23		506.23
Mbrshp dues				957.00		957.00
Sales tax disc				81.90		81.90
Gain on tickets				84.21		84.21
" " emp prog			2.00	32.00		30.00
Mdse purchases			2,923.02		2,923.02	
Freight expense			86.36		86.36	
EAA Salaries		2,960.00	2,960.00	444.00	2,516.00	
" " Agency			1,967.09	1,278.62	688.47	
FICA Taxes			196.84	29.53	167.31	
Unemp taxes			151.37	75.00	76.37	
Sup & Off exp			247.11		247.11	
Cash short/over			6.24	4.06	2.18	
Insufficient funds			216.62	216.62		
Basketball			448.79	700.00		251.21
Totals	\$183,762.41	\$183,762.41	\$ 89,683.61	\$ 89,683.61	\$183,157.63	\$183,157.63

EMPLOYEE ACTIVITY ASSOCIATION INC.
 Trial Balance, 30 November 1980

	Balance		November		Balance	
	1 November 1980		Transactions		30 November 1980	
	DR	CR	DR	CR	DR	CR
American Sec Bank	\$ 25,839.37		\$ 62,310.44	\$ 71,029.76	\$ 24,120.05	
Change funds	650.00				650.00	
NWFCU-Cert	40,002.01				40,002.01	
NWFCU-Savings	5,151.45				5,151.45	
Accts receivable		109.40	21.84	21.84		109.40
Adse inventory	59,455.49				59,455.49	
Equipment	31,886.00				31,886.00	
Reserve for depr		17,628.33				17,628.33
Prepaid expenses	3,122.45		23.00		3,145.45	
Accts Pay - Trade			55,359.50	55,359.50		
" " Tickets		5,288.25	6,995.45	4,252.89		2,545.69
" " Instr		2,136.00	1,888.00	1,438.00		1,686.00
Taxes Pay-FICA		353.64	353.64	359.46		359.46
" " Fed.w/h		374.80	374.80	379.60		379.60
" " Va.w/h		56.14		58.58		114.72
" " Va.Sales		1,944.00	1,944.00	2,363.65		2,363.65
Dep on spl orders		730.16	960.96	932.88		702.08
EAA Fund balance		120,545.50				120,545.50
Adse sales		353,766.92		59,055.39		412,822.31
Purch discounts		4,774.12		331.18		5,105.30
Membershp dues		13,322.00		1,241.00		14,563.00
Barbershop		2,383.36		578.96		2,962.32
Dealer's tax disc		356.21		46.20		402.41
Interest income		3,172.36				3,172.36
Gain on tickets		2,206.59	.15	57.51		2,263.95
" " emp prog		243.50	1.00	50.00		292.50
" " camp eqp		564.00		5.00		569.00
Adse purchases	288,185.66		55,359.50		343,545.16	
Freight expense	2,222.21		244.15		2,466.36	
EAA Salaries	32,325.00		2,932.00		35,257.00	
" " Agency	17,868.11		947.59		18,815.70	
FICA taxes	1,981.48		179.73		2,161.21	
Temp taxes		97.27				97.27
Insurance	2,970.05				2,970.05	
Depreciation	2,381.91				2,381.91	
Telephone	225.00				225.00	
Sup & off exp	1,555.71		238.90		1,794.61	
Cash short/over	22.66		9.86	9.90		22.62
Other expenses	429.77				429.77	
Adse losses	340.35				340.35	
Ballfield maint	3,139.65				3,139.65	
Basketball-men	2,439.94				2,439.94	
" " camping		86.15				86.15
" " bin club		50.00				50.00
" " rama club		38.70				38.70
" " shing club		16.00				16.00
" " football league		319.23				319.23
" " tee club		600.00				600.00
" " tober fair			20.79			20.79
" " football-men		4,978.82				4,978.82
" " " women		1,113.30				1,113.30
" " camp club		175.00				175.00
" " tennis league		84.00				84.00
" " ap & skeet club		200.00				200.00
" " olleyball		471.46	406.00			65.46
" " football/NPIC		674.00				674.00
Totals	\$530,526.74	\$530,526.74	\$197,571.30	\$197,571.30	\$588,753.04	\$588,753.04

EMPLOYEE ACTIVITY ASSOCIATION INC.
 Trial Balance, 31 October 1980

	Balance 1 October 1980		October Transactions		Balance 31 October 1980	
	DR	CR	DR	CR	DR	CR
American Sec Bank	\$ 28,878.21		\$ 58,473.71	\$ 61,512.55	\$ 25,839.37	
Change funds	650.00				650.00	
NWFOU-Cert	40,002.00		.01		40,002.01	
NWFOU-Savings	5,151.45				5,151.45	
Accts receivable			21.84	131.24		109.40
Misc. inventory	59,455.49				59,455.49	
Equipment	31,886.00				31,886.00	
Reserve for depr		17,628.33				17,628.33
Prepaid expense	2,672.45		450.00		3,122.45	
Accts Pay-Trade			47,085.60	47,085.60		
" " Tickets		4,735.05	5,237.94	5,791.14		5,288.25
" " Instr		1,728.00	111.00	519.00		2,136.00
Taxes Pay-FICA		415.06	415.06	353.64		353.64
" " Fed.w/h		421.70	421.70	374.80		374.80
" " Va.w/h		184.93	184.93	56.14		56.14
" " Va.sales		1,361.41	1,361.41	1,944.00		1,944.00
Dep on spl orders		598.00	976.04	1,108.20		730.16
EAA Fund balance		120,545.50				120,545.50
Misc. sales		305,230.06		48,536.86		353,766.92
Purch discounts		4,138.29		635.83		4,774.12
Membershp dues		12,352.00		970.00		13,322.00
Barbershop		2,383.36				2,383.36
Dealer's tax disc		323.18		33.03		356.21
Interest income		3,172.35		.01		3,172.36
Gain on tickets		2,121.36	.60	85.83		2,206.59
" " empprog		217.50		26.00		243.50
" " camp eqp		562.00	4.50	6.50		564.00
Misc. purchases	241,100.06		47,085.60		288,185.66	
Freight expense	1,806.27		418.87	2.93	2,222.21	
EAA Salaries	29,440.25		2,884.75		32,325.00	
" " Agency	15,204.15		2,653.96		17,868.11	
FICA taxes	1,804.66		176.82		1,981.48	
Unemp taxes	95.63		1.64		97.27	
Insurance	2,970.05				2,970.05	
Depreciation	2,381.91				2,381.91	
Telephone	225.00				225.00	
Sup & off exp	1,504.13		51.58		1,555.71	
Cash short/over	26.02		7.24	10.60	22.66	
Other expenses	429.77				429.77	
Misc. losses	258.75		81.60		340.35	
Insufficient funds			65.01	65.01		
Ballfield maint	3,139.65				3,139.65	
Basketball-men	2,439.94				2,439.94	
Camping	86.15				86.15	
Boin club	50.00				50.00	
Barana club	38.70				38.70	
Fishing club		181.00	165.00			16.00
Football league		132.27	451.50		319.23	
Base club	600.00				600.00	
Sofball-men	4,978.82				4,978.82	
" women	1,113.30				1,113.30	
Tamp club	175.00				175.00	
Tennis league		84.00				84.00
Trap & skeet league	100.00		100.00		200.00	
Volleyball		663.45	192.00			471.46
Sofball/NPIC	515.00		159.00		674.00	
Totals	\$479,178.81	\$479,178.81	\$169,248.91	\$169,248.91	\$530,526.74	\$530,526.74

EMPLOYEE ACTIVITY ASSOCIATION INC.

Trial Balance, 30 September 1980

	Balance		September		Balance	
	1 September 1980		Transactions		30 September 1980	
	DR	CR	DR	CR	DR	CR
American SavBank	\$ 34,956.91		\$ 46,398.79	\$ 52,477.49	\$ 28,878.21	
Change funds	650.00				650.00	
FFOU-Cert	40,002.00				40,002.00	
" Savings	5,005.12		146.33		5,151.45	
Accts receivable	128.20		65.56	193.76		
Misc. inventory	59,455.49				59,455.49	
Equipment	31,886.00				31,886.00	
Reserve for depr		16,834.36		793.97		
Prepaid expenses	3,939.76			1,267.31	2,672.45	17,628.33
Accts Pay-Trade			31,723.34	31,723.34		
" " Tickets	9,679.32		11,288.70	6,344.43		4,735.05
" " Instr	1,101.00		753.00	1,380.00		1,728.00
Taxes Pay-FICA	393.28		393.28	415.06		415.06
" " Fed.w/h	392.30		392.30	421.70		421.70
" " Va.w/h	115.37			69.56		184.93
" " Va.Sales	1,304.13		1,304.13	1,361.41		1,361.41
Dep on Spl orders	249.60		277.68	626.08		598.00
IA Fund balance	120,545.50					120,545.50
Misc. sales	271,256.05			33,974.01		305,230.06
Purch discounts	3,852.04			285.25		4,138.29
Merchp dues	11,064.00			1,288.00		12,352.00
Barbershop	2,383.36					2,383.36
Dealer's tax disc	292.47			30.71		323.18
Interest income	3,026.02			146.33		3,172.35
Gain on tickets	1,911.50		.60	210.46		2,121.36
" " emp prog	172.50			45.00		217.50
" " camp eqp	489.00		4.50	77.50		562.00
Misc. purchases	209,376.72		31,723.34		241,100.06	
Freight exp	1,385.26		421.01		1,806.27	
Salaries/EAA	26,054.75		3,385.50		29,440.25	
" Agency	13,487.76		1,716.39		15,204.15	
FICA Taxes	1,597.13		207.53		1,804.66	
Temp taxes	95.63				95.63	
Insurance	1,702.74		1,267.31		2,970.05	
Depreciation	1,587.94		793.97		2,381.91	
Telephones	225.00				225.00	
Rep & off exp	1,482.36		21.77		1,504.13	
Cash short/over	26.12		3.70	3.80		26.02
Other expenses	429.77				429.77	
Misc. losses	258.75				258.75	
Insufficient funds	90.33					
Ballfield maint	3,139.65		27.80	118.13		
Basketball-men	2,439.94				3,139.65	
Camping	86.15				2,439.94	
Golf Club	50.00				86.15	
Tennis Club	38.70				50.00	
Fishing Club		153.50	495.00	522.50		181.00
Football league			42.73	175.00		132.27
Baseball Club			600.00		600.00	
Football-men	4,888.82		90.00		4,978.82	
" women	258.30		855.00		1,113.30	
Baseball Club	175.00				175.00	
Tennis league		84.00				84.00
Baseball & skeet league	100.00				100.00	
Playball		216.00	56.54	504.00		663.46
Football/WPAC	515.00				515.00	
Totals	\$445,515.30	\$445,515.30	\$134,455.80	\$134,455.80	\$479,178.81	\$479,178.81

9/85D lmk
100 111

EMPLOYEE ACTIVITY ASSOCIATION INC.

Trial Balance, 31 August 1980

	Balance 1 August 1980		August Transactions		Balance 31 August 1980	
	DR	CR	DR	CR	DR	CR
American SecBank	\$ 41,101.21		\$ 55,110.80	\$ 61,255.10	\$ 34,956.91	
Change funds	650.00				650.00	
WFCU-Cert	27,234.83		12,767.17		40,002.00	
WFCU-Savings	16,005.12			11,000.00	5,005.12	
Accts receivable		1,198.65	1,499.35	172.50	128.20	
Adse. inventory	59,455.49				59,455.49	
Equipment	31,886.00				31,886.00	
Reserve for depr		16,834.36				16,834.36
Prepaid expenses	3,939.76				3,939.76	
Accts Pay-Trade			33,009.75	33,009.75		
" " Tickets		9,282.41	12,058.50	12,455.41		9,679.32
" " Instr		672.00	39.00	468.00		1,101.00
Taxes Pay-FICA		346.96	346.96	393.28		393.28
" " Fed w/h		364.30	364.30	392.30		392.30
" " Va w/h		53.93		61.44		115.37
" " Va Sales		1,336.57	1,337.37	1,304.93		1,304.13
Dep on spl orders		196.56	420.04	473.08		249.50
AAA Fund balance		120,545.50				120,545.50
Adse sales	238,707.75		20.00	32,568.30		271,256.05
Arch discounts	2,275.38			1,576.66		3,852.04
Arbrshp dues	9,881.00		12.00	1,195.00		11,064.00
Barbershop		2,383.36				2,383.36
Dealer's tax disc		260.25		32.22		292.47
Interest income		1,258.85		1,767.17		3,026.02
Gain on tickets		1,589.71	.45	322.24		1,911.50
" " emp prog		154.50	1.00	19.00		172.50
" " camp esp		445.25	26.00	69.75		489.00
Adse purchases	176,366.97		33,009.75		209,376.72	
Freight expense	1,167.61		217.65		1,385.26	
Salaries/EAA	22,846.75		3,208.00		26,054.75	
" Agency	11,771.37		1,716.39		13,487.76	
FICA taxes	1,400.19		196.64		1,597.13	
Temp taxes	95.63				95.63	
Insurance	1,702.74				1,702.74	
Depreciation	1,587.94				1,587.94	
Telephone	150.00		75.00		225.00	
Up & off exp	1,268.87		213.49		1,482.36	
Cash short/over	16.33		15.22	5.43	26.12	
Other expenses	429.77				429.77	
Adse losses	258.75				258.75	
Insufficient funds			97.16	6.83	90.33	
Ballfield maint	3,139.65				3,139.65	
Basketball	2,448.44			8.50	2,439.94	
Camping	86.15				86.15	
Golf club	50.00				50.00	
Drama club	38.70				38.70	
Fishing club		71.00		82.50		153.50
Football-men	2,932.22		1,956.60		4,888.82	
" women		322.50	580.80		258.30	
Tennis club	175.00				175.00	
Tennis league		84.00				84.00
Trap & Skeet club	100.00				100.00	
Volleyball				216.00		216.00
Football/NPIC		41.00	556.00		515.00	
Totals	\$408,305.79	\$408,305.79	\$158,855.39	\$158,855.39	\$445,515.30	\$445,515.30

Tickets Held on Consignment: Busch Gardens - \$3,067.35; Global Menu's - 256.00; Kings Dominion - \$1,708.50 and Colonial Williamsburg - \$1,440.00

Put THIS BACK IN APPROPRIATE ENVELOPE - CARONO -

EMPLOYEE ACTIVITY ASSOCIATION, INC.
TRIAL BALANCE, 31 May 1980

	Balance 1 May 1980		May Transactions		Balance 31 May 1980	
	DR	CR	DR	CR	DR	CR
Sec Bank	\$ 22,096.50		\$ 80,722.53	\$ 68,503.59	\$ 34,315.44	
Change funds	650.00				650.00	
WFCU-Cert	37,234.82			10,000.00	27,234.82	
WFCU - Saving	5,190.25		10,607.98		15,798.23	
Accts Receivable		356.65	26,034.60		25,677.95	
Office Inventory	59,455.49				59,455.49	
Equipment	31,886.00				31,886.00	
Reserve for Depr.		16,040.39				16,040.39
Prepaid Expense	3,959.07				3,959.07	
Accts Pay-Trade			29,859.13	29,859.13		
" " Tickets		3,017.67	3,021.57	7,248.64		7,244.74
" " Instr		1,535.00	66.00	381.00		1,850.00
" " Other				26,000.00		26,000.00
Taxes Pay-FICA		406.68	406.68	393.78		393.78
" " Fed W/H		400.40	400.40	379.90		379.90
" " Va W/H		66.54		60.89		127.43
" " Va Sales		1,512.76	1,512.76	1,654.86		1,654.86
Dep on Spl Orders		199.48	471.12	549.61		277.97
AAA Fund Balance		120,188.85				120,188.85
Rise Sales		127,753.38		41,426.77		169,180.15
Purch. Discounts		1,340.34		353.22		1,693.56
Membership Dues		5,310.00		2,244.00		7,554.00
Barbershop		767.38		784.59		1,551.97
Dealer's Tax Disc.		153.98		35.85		189.83
Interest Income		443.98		607.98		1,051.96
Gain on Tickets		468.63		83.73		552.36
" " Emp Prog		109.50		23.00		132.50
" " Camp Equip		70.50		135.00		205.50
House. Purchases	95,054.24		29,859.13		124,913.37	
Freight Expense	732.24		190.04		922.25	
AAA Salaries	11,933.75		3,212.00		15,145.75	
AAA Sal/Agency	6,715.61		839.78		7,555.39	
ICA Taxes	731.54		196.89		928.43	
Unemp. Taxes	89.81				89.81	
Insurance	851.43				851.43	
Depreciation	793.97				793.97	
Telephone	75.00		75.00		150.00	
Rep. & Off. Exp.	933.09		160.28	.60	1,092.77	
Cash Short/Over	22.71		8.48	21.93	9.26	
Other Expenses	110.00				110.00	
Office Losses	258.75				258.75	
Insufficient Funds	9.25		54.49	63.74		
Baseball Maint. Fld.			3,139.65		3,139.65	
Basketball	2,088.44				2,088.44	
Swimming			63.30		63.30	
Golf Club			50.00		50.00	
Chess Club	14.20				14.20	
Fishing Club		142.50		177.00		319.50
Softball-Men	423.47				423.47	
Softball-Women		600.00				600.00
Baseball Club	175.00				175.00	
Baseball League				63.00		63.00
Trap & Skeet			100.00		100.00	
Softball-NPIC		600.00				600.00
Totals	\$281,484.61	\$201,484.61	\$191,051.81	\$191,051.81	\$357,852.25	\$357,852.25

EMPLOYEE ACTIVITY ASSOCIATION INC.
 Trial Balance, 30 April 1980

	Balance 1 April 1980		April Transactions		Balance 30 April 1980	
	DR	CR	DR	CR	DR	CR
American Sec Bank	\$ 18,709.83		\$ 49,484.26	\$ 46,097.59	\$ 22,096.50	
Change funds	650.00				650.00	
WFCU-Certs	37,234.83				37,234.83	
WFCU-Savings	5,190.25				5,190.25	
Accts receivable		336.65		20.00		356.65
Adse. inventory	59,455.49				59,455.49	
Equipment	31,886.00				31,886.00	
Reserve for depr		16,040.39				16,040.39
Prepaid expenses	3,959.07				3,959.07	
AcctsPay - Trade		33,419.76	68,531.41	35,111.65		
" " Tickets		2,860.89	3,445.13	3,601.91		3,017.67
" " Instr		138.00	139.00	1,536.00		1,535.00
TaxesPay - FICA		370.40	370.40	406.68		406.68
" " Fed.w/h		377.70	377.70	400.40		400.40
" " Va.w/h		174.69	174.69	66.54		66.54
" " Va.Sales		1,211.27	1,211.27	1,512.76		1,512.76
Dep on spl orders		369.66	655.86	485.68		199.48
Accrued exp payable		2,387.32	2,387.32			
CAA Fund balance		120,188.85				120,188.85
Adse. sales		89,980.86		37,772.52		127,753.38
Purch discounts		947.75		392.59		1,340.34
Forshp dues		3,303.00		2,007.00		5,310.00
Barbershop		767.38				767.38
Dealer's tax disc		123.85		30.13		153.98
Interest income		443.98				443.98
Gain on tickets		417.99	6.75	57.39		468.63
" " emp prog		70.50	1.00	40.00		109.50
" " camp eqp		31.50	5.00	44.00		70.50
Adse. purchases	93,362.35		35,111.65	33,419.76	95,054.24	
Freight expense	440.74		294.50	3.03	732.21	
CAA salaries	9,655.75		3,317.00	1,039.00	11,933.75	
CAA sal/Agency	5,455.91		2,519.33	1,259.63	6,715.61	
FICA taxes	591.89		203.34	63.69	731.54	
Unemp taxes	108.69		6.12	25.00	89.81	
Insurance	851.43				851.43	
Depreciation	793.97				793.97	
Telephone	75.00				75.00	
Sup & off exp	626.81		306.28		933.09	
Cash short/over	29.52		2.87	9.68	22.71	
Other expenses	110.00				110.00	
Adse. losses	93.75		165.00		258.75	
Insufficient funds			19.30	10.05	9.25	
Basketball	2,088.44				2,088.44	
Drama Club	14.20				14.20	
Fishing Club				142.50		142.50
Softball-men	2,403.47			1,980.00	423.47	
Softball-women				600.00		600.00
Stamp Club	175.00				175.00	
Softball-NPIC				600.00		600.00
Totals	\$273,962.39	\$273,962.39	\$168,735.18	\$168,735.18	\$281,484.61	\$281,484.61

Tickets Held on Consignment:	Busch Gardens	2,230.80
	Capital Centre	252.00
	Global Menu Club	285.00
	Hershey Park (1979)	880.25
	Kings Dominion.	4,020.50
	Totals	\$7,668.55

ROUTING AND TRANSMITTAL SLIP

Date 3/14/80

TO: (Name, office symbol, room number, building, Agency/Post)	Initials	Date
1. DD/PersPP&M/SP	<i>WJC</i>	3/17/80
2. DD/PersPP&M		
3.		
4.		
5. C/BSD		

17 MAR 1980

Action	File	Note and Return
Approval	For Clearance	Per Conversation
As Requested	For Correction	Prepare Reply
Circulate	For Your Information	See Me
Comment	Investigate	Signature
Coordination	Justify	

REMARKS

Note - Merchandise Sales up \$19,000 over Jan Feb 79.

DO NOT use this form as a RECORD of approvals, concurrences, disposals, clearances, and similar actions

FROM: (Name, org symbol, Agency/Post) <i>C/BSD</i>	Room No.—Bldg.
	Phone No.

EMPLOYEE ACTIVITY ASSOCIATION INC.
 Trial Balance, 29 February 1980

	Balance 1 February 1980		February Transactions		Balance 29 February 1980	
	DR	CR	DR	CR	DR	CR
American SecBank	\$ 37,409.65		\$ 47,387.83	\$ 59,073.54	\$ 25,723.94	
Change funds	650.00				650.00	
NWFCU- Cert	10,000.00		27,234.83		37,234.83	
NWFCU- Savings	4,888.97		221.19		5,110.16	
NoVa S&L Cert	27,092.13		142.70	27,234.83		
Accts Receivable		20.97				20.97
Office inventory	59,455.49				59,455.49	
Equipment	30,356.00		1,530.00		31,886.00	
Reserve for depr		15,246.42				15,246.42
Prepaid expense	542.50		4,268.00		4,810.50	
Accts Pay-Trade		2,500.95	34,221.85	31,979.06		258.16
" " Tickets		4,675.59	11,913.52	10,741.62		3,503.69
" " Instr		1,102.50		84.00		1,186.50
" " Other		91.62	91.62			
Taxes Pay - FICA		359.20	359.20	342.98		342.98
" " Fed w/h		389.40	389.40	354.60		354.60
" " Va w/h		59.08		56.86		115.94
" " Va Sales		1,070.16	1,070.16	1,324.11		1,324.11
Dep on Spl orders		308.31	853.04	831.06		286.33
AAA Fund Balance		120,188.85				120,188.85
Office Sales		26,687.61		33,084.96		59,772.57
Purch discounts		375.17		353.85		729.02
Membershp dues		1,019.00		906.00		1,925.00
Barbershop				767.38		767.38
Dealer's tax disc		66.69		26.67		93.36
Interest income				363.89		363.89
Gain on tickets		126.54	1.56	197.40		322.38
" " emp prog		44.00		6.00		50.00
" " camp eqp				4.50		4.50
Office purchases			31,979.06		31,979.06	
Port expense	136.20		175.26	3.50	307.96	
AAA Salaries	2,798.00		2,797.50		5,595.50	
" Sal/Agency	837.19		1,679.55		2,516.74	
FICA Taxes	171.51		171.49		343.00	
Emp taxes	83.69				83.69	
Telephone			75.00		75.00	
Sup & Off exp	64.99		259.51		324.50	
Cash short/over	19.30		2.62	2.03	19.89	
Other expenses			110.00		110.00	
Office losses			93.75		93.75	
Basketball		173.56	696.00		522.44	
Gamma Club			14.20		14.20	
Totals	\$174,505.62	\$174,505.62	\$167,738.84	\$167,738.84	\$206,856.65	\$206,856.65

Tickets Held on Consignment: Global Menu Club \$ 304.00
 Hershey Park (1979) 880.25
 Totals \$1,184.25

EMPLOYEE ACTIVITY ASSOCIATION INC.
 Trial Balance, 30 April 1980

	Balance 1 April 1980		April Transactions		Balance 30 April 1980	
	DR	CR	DR	CR	DR	CR
American Sec Bank	\$ 18,709.83		\$ 49,484.26	\$ 46,097.59	\$ 22,096.50	
Change funds	650.00				650.00	
NWFCU-Certs	37,234.83				37,234.83	
NWFCU-Savings	5,190.25				5,190.25	
Accts receivable		336.65		20.00		356.65
Advse. inventory	59,455.49				59,455.49	
Equipment	31,886.00				31,886.00	
Reserve for depr		16,040.39				16,040.39
Prepaid expenses	3,959.07				3,959.07	
AcctsPay - Trade		33,419.76	68,531.41	35,111.65		
" " Tickets		2,860.89	3,445.13	3,601.91		3,017.67
" " Instr		138.00	139.00	1,536.00		1,535.00
" " Fed.w/h		370.40	370.40	406.68		406.68
" " Va.w/h		377.70	377.70	400.40		400.40
" " Va.Sales		174.69	174.69	66.54		66.54
Dep on spl orders		1,211.27	1,211.27	1,512.76		1,512.76
Accrued exp payable		369.66	655.86	485.68		199.48
AA Fund balance		2,387.32	2,387.32			
Advse. sales	120,188.85					120,188.85
urch discounts	89,980.86			37,772.52		127,753.38
brshp dues	947.75			392.59		1,340.34
barbershop	3,303.00			2,007.00		5,310.00
aler's tax disc	767.38					767.38
interest income	123.85			30.13		153.98
ain on tickets	443.98					443.98
" " emp prog	417.99		6.75	57.39		468.63
" " camp eqp	70.50		1.00	40.00		109.50
Advse. purchases	93,362.35		35,111.65	33,419.76	95,054.24	70.50
eight expense	440.74		294.50	3.03		732.21
IA salaries	9,655.75		3,317.00	1,039.00	11,933.75	
IA sal/Agency	5,455.91		2,519.33	1,259.63	6,715.61	
ICA taxes	591.89		203.34	63.69	731.54	
emp taxes	108.69		6.12	25.00	89.81	
urance	851.43				851.43	
preciation	793.97				793.97	
lephone	75.00				75.00	
p & off exp	626.81		306.28		933.09	
sh short/over	29.52		2.87	9.68	22.71	
her expenses	110.00				110.00	
se. losses	93.75		165.00		258.75	
sufficient funds			19.30	10.05	9.25	
sketball	2,088.44				2,088.44	
ama Club	14.20				14.20	
shing Club				14.25		14.25
otball-men	2,403.47			1,980.00	423.47	
otball-women				600.00		600.00
mp Club	175.00				175.00	
otball-NPIC				600.00		600.00
Totals	\$273,962.39	\$273,962.39	\$168,735.18	\$168,735.18	\$281,484.61	\$281,484.61

Tickets Held on Consignment:	
Busch Gardens	2,230.80
Capital Centre	252.00
Global Menu Club	285.00
Hershey Park (1979)	880.25
Kings Dominion	4,020.50
Totals	\$7,668.55

TRANSMITTAL SLIP

DATE 2/14/80

TO: DC/BSD

ROOM NO. BUILDING

REMARKS:

Here is your copy. Copies sent to C/BSD, DD/PersPP&M/SP, and DD/PersPP&M as requested.

Original sent back to Rosa Lee.

FROM: Joan

ROOM NO. BUILDING EXTENSION

EMPLOYEE ACTIVITY ASSOCIATION INC.
 Trial Balance, 31 January 1980

	Balance 1 January 1980		January Transactions		Balance 31 January 1980	
	DR	CR	DR	CR	DR	CR
American SecBank	\$ 35,203.57		\$ 38,286.54	\$ 36,080.46	\$ 37,409.65	
Change funds	650.00				650.00	
NWFCU - Cert.	10,000.00				10,000.00	
NWFCU - Savings	4,667.78		221.19		4,888.97	
No.Va. S&L Cert.	27,313.32			221.19	27,092.13	
Accts receivable	91.62		24.76	137.35		20.97
Mdse. inventory	59,455.49				59,455.49	
Equipment	30,356.00				30,356.00	
Reserve for depr		15,246.42				15,246.42
Prepaid expense	542.50				542.50	
Accts Pay-Trade		24,375.52	21,874.57			2,500.95
" " Tickets		1,578.26	4,222.79	7,320.12		4,675.59
" " Instr		679.50	1,018.00	1,441.00		1,102.50
" " Other		550.00	550.00	91.62		91.62
Taxes Pay-FICA		465.20	465.20	359.20		359.20
" " Fed.w/h		450.50	450.50	389.40		389.40
" " Va.w/h		176.09	176.09	59.08		59.08
" " Va.Sales		3,068.43	3,068.43	1,070.16		1,070.16
Dep on Spl Orders		449.22	438.77	297.86		308.31
Accrued exp payable		1,052.29	1,052.29			
EAA Fund Balance		120,188.85				120,188.85
Mdse. Sales				26,687.61		26,687.61
Purchase disc				375.17		375.17
Mbrshp dues				1,019.00		1,019.00
Sales tax disc				66.69		66.69
Gain on tickets			.30	126.84		126.54
" " emp prog			7.00	51.00		44.00
Freight exp			136.20		136.20	
EAA Salaries			2,930.00	132.00	2,798.00	
" " Agency			1,674.39	837.20	837.19	
FICA Taxes			179.60	8.09	171.51	
Unemp taxes			158.69	75.00	83.69	
Sup & off exp			64.99		64.99	
Cash short/over			20.33	1.03	19.30	
Basketball			676.44	850.00		173.56
Totals	\$168,280.28	\$168,280.28	\$ 77,697.07	\$ 77,697.07	\$174,505.62	\$174,505.62

Tickets on Consignment:	Capital Centre	\$ 765.00
	Global Menu Club	247.00
	Hershey Park (79)	880.25
	Totals	<u>\$1,892.25</u>

ROUTING AND TRANSMISSION SLIP

Date **13 Dec 79**

TO: (Name, office symbol, room number, building, Agency/Post)	Initials	Date
1. C/BSD	ES	12/14
2. DD/Pers/SP	Dih	12/14/79
3. DD/Pers		A
4.		
5. C/BSD		

Action	File	Note and Return
Approval	For Clearance	Per Conversation
As Requested	For Correction	Prepare Reply
Circulate	<input checked="" type="checkbox"/> For Your Information	See Me
Comment	Investigate	Signature
Coordination	Justify	

REMARKS

DO NOT use this form as a RECORD of approvals, concurrences, disposals, clearances, and similar actions

FROM: (Name, org. symbol, Agency/Post)	Room No.—Bldg.
	Phone No.

EMPLOYEE ACTIVITY ASSOCIATION, INC.
 Trial Balance, 30 November 1979

	Balance 1 November 1979		November Transactions		Balance 30 November 1979	
	DR	CR	DR	CR	DR	CR
AmSec Bank	\$ 37,336.57		\$ 68,494.98	\$ 73,117.02	\$ 32,714.53	
Change funds	650.00				650.00	
NWFCU - Cert	10,000.00				10,000.00	
NWFCU-Savings	4,101.14		221.19		4,322.33	
NoVa S&L Cert	27,092.13				27,092.13	
Mdse. Inventory	43,480.05				43,480.05	
Equipment	30,356.00				30,356.00	
Reserve for depr		14,419.07				14,419.07
Prepaid expenses	531.26				531.26	
Accts Pay-Trade			60,015.28	60,015.28		
" " Tickets		1,824.67	4,175.98	4,952.27		2,600.96
" " Instr		554.00	224.00	1,028.00		1,358.00
Taxes Payable-FICA		364.64	364.64	338.70		338.70
" " Fed.w/h		331.60	331.60	299.20		299.20
" " Va.w/h		54.84		50.66		105.50
" " Va.Sales		1,666.67	1,666.67	2,244.09		2,244.09
Dep on Spl Orders		865.76	952.76	1,193.00		1,106.00
EAA Fund Balance		111,372.65				111,372.65
Mdse. Sales		287,961.75		56,145.67		344,107.42
Purchase disc		3,205.79		644.97		3,850.76
Mbrshp dues		13,723.00		971.00		14,694.00
Barbershop		2,402.18		778.77		3,180.95
Dealer's tax disc		283.59		41.20		324.79
Interest income		2,372.15		221.19		2,593.34
Gain on tickets		2,415.77	.60	91.92		2,507.09
" " emp prog		182.00		35.00		217.00
" " camp eqp		506.25				506.25
Mdse. purchases	228,942.74		60,015.28		288,958.02	
Freight exp	1,796.55		377.47	.36	2,173.66	
EAA Salaries	26,944.25		2,762.50		29,706.75	
" " Agency		11,042.27	2,493.19		13,535.46	
" " Misc		3,380.12			3,380.12	
FICA taxes	1,651.71		169.35		1,821.06	
Unemp taxes	20.78				20.78	
Insurance	1,829.68				1,829.68	
Depreciation	2,366.02				2,366.02	
Telephone	225.00		75.00		300.00	
Sup & Off exp	1,331.04		264.65		1,595.69	
Cash short/over	148.72		33.53	26.38	155.87	
Emp prog exp	187.68				187.68	
Other expenses	447.54				447.54	
Mdse. losses	60.48				60.48	
Insufficient funds			47.59	47.59		
Basketball-men	2,032.65				2,032.65	
Bowling League			150.00		150.00	
Bridge Club	92.30				92.30	
Camping	220.17				220.17	
Fishing Club		6.00	43.01		37.01	
Football League	152.72		365.00		517.72	
Glee Club	400.00				400.00	
Judo Club	100.00				100.00	
Photo Club	150.00				150.00	
Prayer Group	100.00				100.00	
Riki Club					100.00	
Soccerball-men	4,657.93		1,600.00		4,657.93	1,600.00
" women	1,274.08				1,274.08	
Tennis Club	175.00				175.00	
Tennis League	100.00				100.00	
Trap & Skeet Club	200.00	399.00	598.00		200.00	
Volleyball					200.00	
Wrestling Club	43.00				43.00	
Soccerball/NPIC	1,291.80				1,291.80	
Totals	\$444,911.38	\$444,911.38	\$203,842.27	\$203,842.27	\$507,425.77	\$507,425.77

EMPLOYEE ACTIVITY ASSOCIATION INC.
 Trial Balance, 31 August 1979

	Balance 1 August 1979		August Transactions		Balance 31 August 1979	
	DR	CR	DR	CR	DR	CR
AmSec Bank	\$ 31,362.34		\$ 55,732.20	\$ 50,358.84	\$ 36,735.70	
Change Funds	650.00				650.00	
NWFCU-Savings	13,543.02				13,543.02	
No.Va. S&L CD	26,828.16		263.97	27,092.13		
No.Va. S&L			27,092.13		27,092.13	
CEAF Funds	102,697.62			850.00	101,847.62	
Accts Receivable			389.30	389.30		
Mdse. Inventory	43,480.05				43,480.05	
Equipment	30,356.00				30,356.00	
Reserve for depr		13,591.74				13,591.74
Prepaid expense	1,141.13				1,141.13	
AcctsPay-Trade			19,514.72	19,514.72		
" " Tickets		14,746.89	23,314.35	17,295.42		8,727.96
" " Instr		449.50	367.50	345.00		427.00
" " Other				850.00		850.00
Taxes Pay-FICA		488.10	488.10	312.70		312.70
" " Fed.w/h		399.80	399.80	258.70		258.70
" " Va.w/h		66.25		46.55		112.80
" " Va.Sales		1,066.53	1,066.53	1,351.42		1,351.42
CEAF Trust Funds	102,697.62		850.00		101,847.62	
Dep on Spl Orders		357.00	1,011.16	983.16		329.00
EAA Fund Balance	111,372.65				111,372.65	
Mdse. Sales	184,594.75			33,788.78	218,383.53	
Purch disc		2,431.46		192.64		2,624.10
Mbrshp dues		10,202.00		1,148.00		11,350.00
Barbershop		1,589.24		812.94		2,402.18
Dealer's tax disc		198.71		26.04		224.75
Interest Income		1,550.15		263.97		1,814.12
Gain on tickets		1,796.48		402.24		2,197.82
" " empprog		133.00		17.00		149.00
" " camp eqp		294.75		145.25		390.00
Mdse purchases	154,397.05		19,514.72		173,911.77	
Freight exp	1,001.43		355.36		1,356.79	
EAA Salaries	18,844.75		2,550.50		21,395.25	
" " Agency	8,460.00		770.04		9,230.04	
" " Misc	3,380.12				3,380.12	
FICA Taxes	1,155.20		156.35		1,311.55	
Unemp Taxes	17.64				17.64	
Insurance	1,219.81				1,219.81	
Depreciation	1,538.69				1,538.69	
Telephone	150.00		75.00		225.00	
Sup & Off exp	980.12		98.83		1,078.95	
Cash short/over	44.98		94.38	14.78	124.58	
Emp prog exp	187.68				187.68	
Other expenses	431.66				431.66	
Mdse losses	60.48				60.48	
Insufficient funds			104.57	104.57		
Basketball-men	2,032.65				2,032.65	
Bridge Club			100.00	7.70	92.30	
Camping	220.17				220.17	
Fishing Club		4.00	125.00	126.00		5.00
Glee Club	400.00				400.00	
Karate Club	100.00				100.00	
Photo Club	150.00				150.00	
Softball-men	1,856.49		2,086.44		3,942.93	
" women	1,022.08		117.00		1,139.08	
Stamp Club	175.00				175.00	
Trap & Skeet Club	100.00				100.00	
Volleyball				35.00		35.00
Hispanic Club			43.00		43.00	
Softball/NPIC	46.30				46.30	
Totals	\$448,030.62	\$448,030.62	\$156,732.85	\$156,732.85	\$478,757.09	\$478,757.09

Tickets Held on Consignment = Busch Gardens = \$1,927.60; Hershey Park = \$836.75
 and Kings Dominion = \$3,797.00

EMPLOYEE ACTIVITY ASSOCIATION INC.
 Trial Balance, 31 July 1979

	Balance 1 July 1979		July Transactions		Balance 31 July 1979	
	DR	CR	DR	CR	DR	CR
AmSec Bank	\$ 29,046.85		\$ 49,445.70	\$ 47,130.21	\$ 31,362.34	
Change Funds	650.00				650.00	
NWFCU-Savings	13,543.02				13,543.02	
No.Va. S&L CD	26,828.16				26,828.16	
CEAF Funds	102,697.62		653.44	653.44	102,697.62	
Accts Receivalbe	32.20		209.60	241.80		
Mdse. Inventory	43,480.05				43,480.05	
Tickets on Hand	528.00			528.00		
Equipment	30,356.00				30,356.00	
Reserve for depr		13,591.74				13,591.74
Prepaid expense	1,141.13				1,141.13	
Accts Pay-Trade		24,544.74	50,621.68	26,076.94		
" " Tickets		6,107.92	10,029.82	18,668.79		14,746.89
" " Instr		1,176.50	1,205.00	478.00		449.50
Taxes Pay-FICA		295.16	295.16	488.10		488.10
" " Fed.w/h		212.20	212.20	399.80		399.80
" " Va.w/h		118.22	118.22	66.25		66.25
" " Va.Sales		1,248.33	1,248.33	1,066.53		1,066.53
CEAF Trust Fund		102,697.62				102,697.62
Dep on Spl Orders		436.00	369.00	290.00		357.00
Accrued Exp Pay		2,167.33	2,167.33			
EAA Fund Balance		111,372.65				111,372.65
Mdse. Sales		157,983.90		26,610.85		184,594.75
Purch disc		2,072.29		359.17		2,431.46
Mbrshp dues		9,097.00		1,105.00		10,202.00
Barbershop		1,589.24				1,589.24
Dealer's tax disc		168.78		29.93		198.71
Interest income		1,550.15				1,550.15
Gain on tickets		1,311.37	1.50	486.61		1,796.48
" " emp prog		112.00	3.00	24.00		133.00
" " camp eqp		178.25		116.50		294.75
Mdse. purchases	152,864.85		26,076.94	24,544.74	154,397.05	
Freight expense	879.08		122.35		1,001.43	
EAA Salaries	16,156.75		3,981.00	1,293.00	18,844.75	
" " Agency	8,074.98		1,155.08	770.06	8,460.00	
" " Misc	3,380.12				3,380.12	
FICA Taxes	990.42		244.05	79.27	1,155.20	
Unemp Taxes	37.12		5.52	25.00	17.64	
Insurance	1,219.81				1,219.81	
Depreciation	1,538.69				1,538.69	
Telephone	150.00				150.00	
Sup & Off exp	918.48		61.64		980.12	
Cash short/over	39.55		12.35	6.92	44.98	
Emp Prog Adm exp			187.68		187.68	
Other expenses	344.52		87.14		431.66	
Mdse. losses	60.48				60.48	
Basketball-men	2,032.65				2,032.65	
Camping	220.17				220.17	
Fishing Club		107.00	250.00	147.00		4.00
Glee Club	400.00				400.00	
Karate Club	100.00				100.00	
Photo Club	150.00				150.00	
Softball-men		96.89	1,953.38		1,856.49	
" women	502.08		520.00		1,022.08	
Stamp Club	175.00				175.00	
Trap & Skeet Club	100.00				100.00	
Softball/NPIC		402.50	448.80		46.30	
Totals	\$438,637.78	\$438,637.78	\$151,685.91	\$151,685.91	\$448,030.62	\$448,030.62

Tickets Held on Consignment = Busch Gardens = \$2,219.90; Hershey Park = \$1,287.75
 and Kings Dominion = \$4,416.25

EMPLOYEE ACTIVITY ASSOCIATION INC.

Trial Balance, 31 May 1979

	Balance 1 May 1979		May Transactions		Balance 31 May 1979	
	DR	CR	DR	CR	DR	CR
AmSec Bank	\$ 25,215.58		\$ 70,756.53	\$ 70,910.11	\$ 25,062.00	
Change funds	550.00				550.00	
NWFCU - Savings	13,310.09				13,310.09	
NoVa S&L CD	26,324.36				26,324.36	
CEAF Investments	101,638.32			43.18	101,595.14	
Accts Receivable			24,037.00	37.00	24,000.00	
Mdse. Inventory	43,480.05				43,480.05	
Equipment	30,356.00				30,356.00	
Reserve for depr		12,764.37				12,764.37
Prepaid expense	1,751.00				1,751.00	
Accts Pay-Trade			32,480.43	32,480.43		
" " Tickets		2,324.29	4,444.27	8,363.99		6,244.01
" " Instr		568.00	385.00	744.50		927.50
" " Other				24,000.00		24,000.00
Taxes Pay - FICA		344.40	344.40	326.68		326.68
" " Fed.w/h		294.60	294.60	260.80		260.80
" " Va.w/h		46.18		40.48		86.66
" " Va.Sales		994.38	994.38	1,312.26		1,312.26
CEAF Trust Fund	101,638.32		43.18		101,595.14	
Dep on Spl Orders	467.00		545.00	469.00		391.00
EAA Fund Balance	111,372.65				111,372.65	
Mdse. Sales	94,029.30			32,793.26	126,822.56	
Purch discounts	1,471.84			367.98	1,839.82	
Membership dues	6,023.00			1,826.00	7,849.00	
Barbershop	776.85			812.39	1,589.24	
Sales tax disc	119.41			19.33	138.74	
Interest Income	813.42				813.42	
Gain on tickets	495.44			204.56	700.00	
" " emp prog		50.00	1.00	34.00		83.00
" " camp eqp		35.75	10.00	130.00		155.75
Mdse. purchases	72,612.30		32,480.43	60.48	105,032.25	
Freight expense	419.09		239.45	8.00	650.54	
EAA Salaries	9,791.75		2,664.50		12,456.25	
Salaries/Agency	4,382.76		1,461.07		5,843.83	
" /Misc.			3,380.12		3,380.12	
FICA Taxes	600.23		163.34		763.57	
Unemp taxes	12.12				12.12	
Insurance	609.94				609.94	
Depreciation	711.32				711.32	
Telephone	75.00		75.00		150.00	
Sup & Off exp	715.61		60.71		776.32	
Cash short/over	34.67		13.61	16.72	31.56	
Other expenses	110.00				110.00	
Lost mdse			60.48		60.48	
Basketball - men	1,962.00		70.65		2,032.65	
Camping	220.17				220.17	
Fishing Club			125.00	273.00		148.00
Glee Club			400.00		400.00	
Karate Club	100.00				100.00	
Photo Club	150.00				150.00	
Softball - men		610.74	286.00	315.00		639.74
" women	235.08		78.00	45.00	268.08	
Stamp Club	175.00				175.00	
Trap & Skeet Club	100.00				100.00	
Softball - NPIC		402.50				402.50
Totals	\$335,642.44	\$335,642.44	\$175,894.15	\$175,894.15	\$400,462.84	\$400,462.84

Tickets Held on Consignment:

Busch Gardens	\$ 1,824.90
Global Menus	266.00
Hershey Park	1,712.75
Kings Dominion	6,656.25
Totals	\$ 10,459.90

DC/BSD

EMPLOYEE ACTIVITY ASSOCIATION INC.
 Trial Balance, 30 April 1979

	Balance 1 April 1979		April Transactions		Balance 30 April 1979	
	DR	CR	DR	CR	DR	CR
AmSec & Trust Co.	\$ 20,281.66		\$ 37,182.08	\$ 32,248.16	\$ 25,215.58	
Change funds	550.00				550.00	
NWFCU-Savings	13,310.09				13,310.09	
No.Va. S&L CD	26,324.36				26,324.36	
CEAF Investments	102,363.46				101,638.32	
Accts Receivable				725.14		
Mdse. Inventory	43,480.05		145.54	145.54		
Equipment	29,987.40				43,480.05	
Reserve for depr			368.60		30,356.00	
Prepaid expense	1,751.00	12,764.37				12,764.37
Accts Pay-Trade					1,751.00	
" " Tickets		18,342.49	35,890.10	17,547.61		
" " Instr		2,698.87	5,945.85	5,571.27		2,324.29
Taxes Pay - FICA		481.00	312.00	399.00		568.00
" " Fed. w/h		328.42	328.42	344.40		344.40
" " Va. w/h		259.70	259.70	294.60		294.60
" " Va.Sales		154.06	154.06	46.18		46.18
CEAF Trust Fund		1,154.96	1,154.96	994.38		994.38
Dep on Spl Orders		102,363.46	725.14			101,638.32
Accrued exp pay		218.50	223.50	472.00		467.00
EAA Fund Balance		1,844.20	1,844.20			
Mdse. Sales		111,372.65				111,372.65
Purch discounts		69,091.86		24,937.44		94,029.30
Membership dues		1,316.43		155.41		1,471.84
Barbershop		3,823.00		2,200.00		6,023.00
Sales tax disc		776.85				776.85
Interest Income		89.13		30.28		119.41
Gain on tickets		813.42				813.42
" " emp prog		408.16		87.28		495.44
" " camp eqp		28.00		22.00		50.00
Mdse. purchases	73,775.78			35.75		35.75
Freight expense	376.10		17,547.61	18,711.09	72,612.30	
EAA Salaries	7,617.00		48.39	5.40	419.09	
Salaries/Agency	4,017.48		2,809.25	634.50	9,791.75	
FICA Taxes	466.93		1,461.08	1,095.80	4,382.76	
Unemp taxes	81.69		172.20	38.90	600.23	
Insurance	609.94		5.43	75.00	12.12	
Depreciation	711.32				609.94	
Telephone	75.00				711.32	
Sup & Off exp	581.53				75.00	
Cash short/over	26.47		134.08		715.61	
Other expenses	10.00		9.47	1.27	34.67	
Insuf funds	32.27		100.00		110.00	
Basketball	1,650.00			32.27		
Camping			312.00		1,962.00	
Golf Club	100.00		220.17		220.17	
Photo Club	150.00				100.00	
Soccer Club					150.00	
Softball - men			559.26	1,170.00		
" women			730.08	495.00		610.74
Camp Club			175.00		235.08	
Trap & Skeet Club			100.00		175.00	
Softball-NPIC			47.50	450.00	100.00	
Totals	\$328,329.53	\$328,329.53	\$108,965.67	\$108,965.67	\$335,642.44	\$335,642.44

Tickets Held on Consignment:

Busch Gardens	\$2,101.40
Global Menus	266.00
Kings Dominion	3,552.50
Total	\$5,919.90

EMPLOYEE ACTIVITY ASSOCIATION INC.
 Trial Balance, 28 February 1979

	Balance 1 February 1979		February Transactions		Balance 28 February 1979	
	DR	CR	DR	CR	DR	CR
AmSec & Trust Co.	\$ 31,629.20		\$ 48,990.56	\$ 55,157.06	\$ 25,426.70	
Change funds	550.00				550.00	
NWFCU-Savings	11,250.16		15,520.24		26,770.40	
Arl-Fairfax S&L CD	15,444.77			15,444.77		
No.Va. S&L CD	25,835.40				25,835.40	
CEAF Investments	101,627.64				101,370.61	
Accts Receivable	257.03		39.60	257.03		
Mdse. Inventory	43,480.05			296.63		
Equipment	29,987.40				43,480.05	
Reserve for depr		12,053.05	69.94		29,987.40	
Rec & Athl Fac	50,000.00					11,983.11
Prepaid expenses	1,979.94				50,000.00	
Accts Pay-Trade			24,831.09	24,831.09	1,979.94	
" " Tickets		3,033.39	8,464.13	8,506.19		3,075.45
" " Instr		278.00	194.00	186.00		270.00
Taxes Pay - FICA		312.98	312.98	310.22		310.22
" " Fed.w/h		261.30	261.30	238.70		238.70
" " Va.w/h		72.32		41.87		114.19
" " Va.Sales		774.94	774.94	840.13		840.13
CEAF Trust Fund	101,627.64		257.03		101,370.61	
Dep on Spl Orders	505.37		374.87	298.00	428.50	
EAA Fund Balance	175,072.65				175,072.65	
Mdse. Sales	19,315.95			21,011.66	40,327.61	
Purch discounts	511.38			253.86	765.24	
Mbrshp dues	1,209.00			988.00	2,197.00	
Barbershop				776.85	776.85	
Sales tax disc	50.88			19.68	70.56	
Interest income	9.30			75.47	84.77	
Gain on tickets	137.48		.45	161.21	298.24	
" " emp prog	10.00			9.00	19.00	
Mdse. purchases	974.73		24,831.09		25,805.82	
Freight expense	139.74		127.00		266.74	
EAA Salaries	1,773.50		2,530.25		4,303.75	
Salaries/Agency	171.59		1,289.01		1,460.60	
FICA Taxes	108.71		155.11		263.82	
Unemp taxes	6.69				6.69	
Depreciation				69.94		69.94
Telephone			75.00		75.00	
Sup & off exp	275.78		20.75		296.53	
Cash over/short	3.30		32.08	30.56	4.82	
Insufficient funds			2.69	2.69		
Basketball	110.00		502.50		392.50	
Ski Club	150.00		1,101.00	951.00		
Totals	\$315,495.63	\$315,495.63	\$130,757.61	\$130,757.61	\$338,312.77	\$338,312.77

EMPLOYEE ACTIVITY ASSOCIATION INC.
Trial Balance, 31 January 1979

	Balance 1 January 1979		January Transactions		Balance 31 January 1979	
	DR	CR	DR	CR	DR	CR
AmSec & Trust Co.	\$ 46,718.59		\$ 30,716.16	\$ 45,805.55	\$ 31,629.20	
Change Funds	550.00				550.00	
NWFCU-Savings	1,250.16		10,000.00		11,250.16	
Arl-Fairfax S&L CD	15,444.77				15,444.77	
No.Va. S&L CD	25,826.10		9.30		25,835.40	
CEAF Investments	101,723.74		564.58	660.68	101,627.64	
Accts Receivable			312.47	55.44	257.03	
Mdse. Inventory	43,480.05				43,480.05	
Equipment	12,987.40		17,000.00		29,987.40	
Reserve for depr		12,053.05				12,053.05
Store Renovation	17,000.00			17,000.00		
Rec & Athl Fac	50,000.00				50,000.00	
Prepaid expense	871.94				1,979.94	
Accts Pay - Trade		20,532.33	21,507.06	974.73		
" " Tickets		1,377.16	6,009.60	7,665.83		3,033.39
" " Instr		100.50	11.50	189.00		278.00
Taxes Pay - FICA				312.98		312.98
" " Fed. w/h				261.30		261.30
" " Va. w/h		143.57	143.57	72.32		72.32
" " Va.Sales		2,386.51	2,386.51	774.94		774.94
CEAF Trust Fund		101,723.74	96.10			101,627.64
Dep on Spl Orders		367.45	592.45	730.37		505.37
Accrued exp payable		2,095.79	2,095.79			
EAA Fund Balance		175,072.65				175,072.65
Mdse. Sales				19,315.95		19,315.95
Purch discounts				511.38		511.38
Mbrshp dues				1,209.00		1,209.00
Sales tax disc				50.88		50.88
Interest income				9.30		9.30
Gain on tickets				.60		137.48
" " emp prog				1.00		10.00
Mdse. purchases			974.73		974.73	
Freight expense			145.78		139.74	
Salaries/cont			2,552.88	6.04	1,773.50	
" Agency			1,365.22	779.38	171.59	
FICA taxes			156.49	1,193.63	108.71	
Unemp taxes			81.69	47.78	6.69	
Sup & off expense			275.78	75.00	275.78	
Cash over/short			4.60	1.30	3.30	
Basketball			450.00	560.00		110.00
Ski club				150.00		150.00
Totals	\$315,852.75	\$315,852.75	\$ 98,561.86	\$ 98,561.86	\$315,495.63	\$315,495.63

Tickets Held on Consignment: Capital Centre \$636.00
Global Menu Club 323.00
Total \$959.00

EMPLOYEE ACTIVITY ASSOCIATION INC.
 Trial Balance, 30 November 1978

	Balance 1 November 1978		November Transactions		Balance 30 November 1978	
	DR	CR	DR	CR	DR	CR
AmSec & Trust Co.	\$ 31,843.69		\$ 57,067.91	\$ 60,946.46	\$ 27,965.14	
Change funds	550.00				550.00	
NWFCU- Savings	46,702.26				46,702.26	
Arl-Fairfax S&L CD	15,180.63				15,180.63	
No.Va. S&L CD	25,344.98				25,344.98	
CEAF Investments	99,878.16				100,641.79	
Accts receivable			763.63			
Mdse. Inventory	44,350.69		789.89	789.89		
Equipment	12,987.40				44,350.69	
Reserve for depr		11,301.74			12,987.40	
Store renovation	17,000.00					11,301.74
Prepaid expense	1,150.35				17,000.00	
Accts Pay-Trade					1,150.35	
" " Tickets		4,656.46	45,948.34	45,948.34		
" " Instr.		206.50	7,912.01	5,014.57		1,759.02
Taxes Pay-FICA		186.56		114.00		320.50
" " Fed.w/h		155.60	186.56	212.48		212.48
" " Va.w/h		46.96	155.60	169.40		169.40
" " Va.Sales		1,033.10		51.58		98.54
CEAF Trust Fund		99,878.16	1,033.10	1,807.43		1,807.43
Dep on Spl Orders		1,040.00		763.63		100,641.79
EAA Fund Balance		164,528.01	965.00	923.00		998.00
Mdse. Sales		271,587.35		44,991.51		164,528.01
Purch disc.		3,384.08		403.75		316,578.86
Membership dues		10,787.00		947.00		3,787.83
Barbershop		2,152.78		889.77		11,734.00
Disc on Sales tax		297.16		20.10		3,042.55
Interest income		4,671.15				317.26
Gain on tickets		2,372.74				4,671.15
" " Emp prog		97.00		82.35		2,455.09
" " Camp eqp		491.66		6.00		103.00
Other income		96.00				491.66
Mdse. purchases	223,508.82		45,948.34		269,115.76	
Freight exp	1,649.79		223.11		1,872.90	
Sales tax refund		392.26				392.26
EAA Salaries/Cont	11,895.40					
" " Agency		30,281.02	1,755.88		13,651.28	
FICA taxes		719.72	1,668.77		31,949.79	
Unemp taxes		55.34	106.24		825.96	
Insurance	1,270.82				55.34	
Depreciation	2,368.18				1,270.82	
Telephone	225.00				2,368.18	
Sup & off exp	1,302.98		119.45		225.00	
Cash over/short	119.60		13.13		1,422.43	
Other expenses	329.63			2.23	130.50	
Insufficient funds	100.47				329.63	
Basketball-men	1,720.26			100.47		
Bowling league	150.00				1,720.26	
Join club	40.00				150.00	
Fishing club	32.00				40.00	
Football league	278.90				32.00	
Glee club	500.00		507.00		278.90	
Karate club	150.00				500.00	
Knitting/crochet	50.00				150.00	
100-mile club	43.00				50.00	
Rifle & Pistol club	150.00				43.00	
Ski club					150.00	
Softball-men	4,207.70			1,632.00		1,632.00
" women	1,000.00				4,207.70	
Stamp club	202.57				1,000.00	
Tennis league	100.00				202.57	
Trap & Skeet club	300.00				100.00	
Volleyball					300.00	
Softball/NPIC	2,084.91	462.00	652.00		190.00	
Totals	\$579,824.27	\$579,824.27	\$165,815.96	\$165,815.96	\$627,138.57	\$627,138.57

EMPLOYEE ACTIVITY ASSOCIATION INC.
 Trial Balance, 31 October 1978

	Balance 1 October 1978		October Transactions		Balance 31 October 1978	
	DR	CR	DR	CR	DR	CR
AmSec & Trust Co.	\$ 27,572.41		\$ 39,742.77	\$ 35,471.49	\$ 31,843.69	
Change funds	550.00				550.00	
NWFCU-Savings	46,702.26				46,702.26	
Arl-Fairfax S&L CD	15,180.63				15,180.63	
No.Va. S&L CD	25,344.98				25,344.98	
CEAF Investments	99,878.16				99,878.16	
Accts Receivable			660.68	660.68		
Mdse. Inventory	44,350.69		59.21	59.21		
Equipment	12,987.40				44,350.69	
Reserve for Depr.		11,301.74			12,987.40	
Store Construction	17,000.00					11,301.74
Prepaid expense	1,089.35			61.00	17,000.00	
Accts Pay-Trade		17,454.68		21,391.20	1,150.35	
" " Tickets		3,558.87	38,845.88	8,992.62		4,656.46
" " Instr.		259.50	7,895.03	221.50		206.50
Taxes Pay-FICA				186.56		186.56
" " Fed.w/h				155.60		155.60
" " Va.w/h		110.23		46.96		46.96
" " Va.Sales		1,013.95	1,013.95	1,033.10		1,033.10
CEAF Trust Fund		99,878.16		660.68		99,878.16
Dep on Spl Orders		440.00		395.00		99,878.16
Accrued Exp Pay		1,520.42		1,520.42		1,040.00
EAA Fund Balance		164,528.01				164,528.01
Mdse. Sales		245,679.36		25,907.99		271,587.35
Purch. disc		2,943.24		440.84		3,384.08
Mbrshp dues		9,728.00		1,059.00		10,787.00
Barbershop		2,152.78				2,152.78
Disc on Sales Tax		272.84		24.32		297.16
Interest income		4,671.15				4,671.15
Gain on Tickets		2,230.57		142.92		2,372.74
" " Emp prog		86.00	.75	11.00		97.00
" " Camp Eqp		463.16		28.50		491.66
Other income		96.00				96.00
Mdse. Purchases	219,572.30		21,391.20	17,454.68	223,508.82	
Freight exp	1,393.56		256.23		1,649.79	
Sales Tax Refund				392.26		392.26
EAA Salaries/Cont	10,694.15		1,541.75	340.50	11,895.40	
" " Agency	29,890.07		1,525.27	1,134.32	30,281.02	
FICA Taxes	647.04		93.28	20.60	719.72	
Unemp Taxes	80.34			25.00	55.34	
Insurance	1,270.82				1,270.82	
Depreciation	2,368.18				2,368.18	
Telephone	225.00				225.00	
Sup & off exp	1,132.02		170.96		1,302.98	
Cash over/short	485.49		8.55		119.60	
Other expenses	309.63			374.44	20.00	329.63
Insufficient funds					100.47	
Basketball-men	1,720.26				100.47	
Bowling League					1,720.26	
Coin Club	40.00		150.00		150.00	
Fishing Club	33.00				40.00	
Football League		98.76	125.00	126.00	32.00	
Glee Club	500.00		447.66	70.00	278.90	
Karate Club	150.00				500.00	
Knitting & Crochet					150.00	
100 Mile Club	43.00		50.00		50.00	
Rifle & Pistol Club	150.00				43.00	
Softball-men	4,214.20				150.00	
" women	1,000.00			6.50	4,207.70	
Stamp Club	202.57				1,000.00	
Tennis League			100.00		202.57	
Trap & Skeet Club	150.00		150.00		100.00	
Volleyball					300.00	
Softball-NPIC	2,084.91	525.00	378.00	315.00		462.00
Totals	\$569,012.42	\$569,012.42	\$117,748.47	\$117,748.47	\$579,824.27	\$579,824.27

EMPLOYEE ACTIVITY ASSOCIATION INC.
Trial Balance, 31 August 1978

	Balance 1 August 1978		August Transactions		Balance 31 August 1978	
	DR	CR	DR	CR	DR	CR
AmSec & Trust Co.	\$ 45,676.26		\$ 48,648.90	\$ 51,466.47	\$ 42,858.69	
Change Funds	550.00				550.00	
NWFCU-Savings	45,905.54				45,905.54	
Arl-Fairfax S&L CD	14,921.01				14,921.01	
NoVa S&L CD	24,863.86				24,863.86	
CEAF Investments	99,190.10				98,815.10	
Accts Receivable	77.90			375.00		
Mdse. Inventory	44,350.69		314.29	379.39		12.80
Equipment	12,987.40				44,350.69	
Reserve for Dep'r		10,125.43			12,987.40	
Store Construction	17,000.00					10,125.43
Prepaid expense	1,473.35				17,000.00	
Accts Pay - Trade					1,473.35	
" " Tickets		7,630.59	29,224.37	29,224.37		8,497.88
" " Instr		949.50	12,074.23	12,941.52		130.50
Taxes Pay-FICA		182.42	924.00	105.00		133.60
" " Fed.w/h		134.50	182.42	133.60		93.40
" " Va. w/h		42.62	134.50	93.40		73.40
" " Va.Sales		893.67	893.67	30.78		1,272.24
CEAF Trust Fund		99,190.10		1,272.24		98,815.10
Dep on Spl Orders		705.20	375.00			930.00
EAA Fund Balance		164,528.01	980.20	1,205.00		164,528.01
Mdse. Sales		188,389.33		31,845.97		220,235.30
Purch. Disc		2,287.06		236.35		2,523.41
Mbrshp dues		7,998.00		718.00		8,716.00
Barbershop		1,408.12		744.66		2,152.78
Dealer's tax disc		223.97		21.81		245.78
Interest income		3,133.69				3,133.69
Gain on tickets		1,756.36	.90	330.75		2,086.21
" " Emp Prog		70.00		5.00		75.00
" " Camp Eqp		313.16		109.25		422.41
Other income		96.00				96.00
Mdse. purchases	141,743.57		29,224.37		170,967.94	
Freight expense	921.40		180.64		1,102.04	
EAA Salaries/Cont	8,028.65		1,104.00		9,132.65	
" " Agency	22,628.81		3,057.82		25,686.63	
FICA Taxes	485.77		66.80		552.57	
Unemp taxes	54.08				54.08	
Insurance	886.82				886.82	
Depreciation	1,191.87				1,191.87	
Telephone	150.00		75.00		225.00	
Sup & Off exp	811.77		99.20		910.97	
Cash over/short	63.31		22.02	16.77	68.56	
Other expenses	309.63				309.63	
Insufficient funds			29.30	29.30		
Basketball-men	1,720.26				1,720.26	
Join Club	40.00				40.00	
Fishing Club		5.00	250.00	273.00		28.00
Glee Club	500.00				500.00	
Karate Club	150.00				150.00	
100 Mile Club	20.00				20.00	
Rifle & Pistol Club	150.00				150.00	
Softball-men	1,891.88		1,833.00		3,724.88	
" Women	369.32		445.00		814.32	
Stamp Club	202.57				202.57	
Trap & Skeet Club	150.00				150.00	
Volleyball				70.00		70.00
Softball/NPIC	596.91		1,488.00		2,084.91	
Totals	\$490,062.73	\$490,062.73	\$131,627.63	\$131,627.63	\$524,384.14	\$524,384.14

Tickets Held on Consignment = Busch Gardens = \$3,989.50; Hershey Park = \$1,909.75 and Kings Dominion = \$1,325.00

EMPLOYEE ACTIVITY ASSOCIATION INC.
 Trial Balance, 31 July 1978

	Balance 1 July 1978		July Transactions		Balance 31 July 1978	
	DR	CR	DR	CR	DR	CR
Am Sec & Trust Co.	\$ 42,182.74		\$ 37,108.91	\$ 33,615.39	\$ 45,676.26	
Change Funds	550.00				550.00	
WFCU - Savings	45,905.54				45,905.54	
Carl-Fairfax S&L CD	14,921.01				14,921.01	
MoVa S&L CD	24,863.86				24,863.86	
CEAF Investments	99,253.30		653.44	716.64	99,190.10	
Accts Receivable			339.90	262.00		77.90
Mdse. Inventory	44,350.69				44,350.69	
Equipment	12,987.40				12,987.40	
Reserve for depr		10,125.43				10,125.43
Store Construction	17,000.00				17,000.00	
Prepaid expense	1,473.35				1,473.35	
Accts Pay-Trade		13,293.14	27,123.77	13,830.63		
" " Tickets		6,932.71	10,759.42	11,457.30		7,630.59
" " Instr		534.50		415.00		949.50
Taxes Pay-FICA		147.80	147.80	182.42		182.42
" " Fed.w/h		86.10	86.10	134.50		134.50
" " Va.w/h		76.33	76.33	42.62		42.62
" " Va Sales		1,241.04	1,241.04	893.67		893.67
CEAF Trust Fund		99,253.30		63.20		99,190.10
Dep on Spl Orders		606.46	386.26	485.00		705.20
Accrued Exp Pay		566.09	566.09			
EAA Fund Balance		164,528.01				164,528.01
Mdse. Sales		166,091.02		22,298.31		188,389.33
Purch disc		2,095.11		191.95		2,287.06
Mbrshp dues		7,102.00		896.00		7,998.00
Barbershop		1,408.12				1,408.12
Dealer's tax disc		191.29		32.68		223.97
Interest income		3,133.69				3,133.69
Gain on Tickets		1,473.93		282.43		1,756.36
" " Emp Prog		61.00		9.00		70.00
" " Camp Eqp		252.13	41.22	102.25		313.16
Other income		96.00				96.00
Mdse. purchases	141,206.08		13,830.63	13,293.14	141,743.57	
Freight expense	848.71		72.69		921.40	
EAA Salaries/Cont	6,960.65		1,507.50	439.50	8,028.65	
" " Agency	19,594.30		3,034.51		22,628.81	
FICA Taxes	421.15		91.21	26.59	485.77	
Unemp Taxes	77.37		1.71	25.00	54.08	
Insurance	886.82				886.82	
Depreciation	1,191.87				1,191.87	
Telephone	150.00		75.00	75.00	150.00	
Sup & Off exp	660.98		150.79		811.77	
Cash over/short	44.04		24.31	5.04	63.31	
Other expenses	282.60		27.03		309.63	
Insufficient funds	48.30		119.58	167.88		
Basketball-men	1,720.26				1,720.26	
Boin Club	40.00				40.00	
Fishing Club		129.00	250.00	126.00		5.00
Glee Club	500.00				500.00	
Karate Club	150.00				150.00	
100 Mile Club	20.00				20.00	
Rifle & Pistol Club	150.00				150.00	
Softball - men	262.38		1,629.50		1,891.88	
" " women		228.68	598.00		369.32	
Stamp Club	202.57				202.57	
Trap & Skeet Club	150.00				150.00	
Softball/NPIC	596.91				596.91	
Totals	\$479,652.88	\$479,652.88	\$100,005.94	\$100,005.94	\$490,062.73	\$490,062.73

Tickets Held on Consignment = Busch Gardens \$ 1,595.80
 Hershey Park 2,484.50
 Kings Dominion 4,667.50
 Total \$ 8,747.80

EMPLOYEE ACTIVITY ASSOCIATION INC.
Trial Balance, 31 May 1978

	Balance 1 May 1978		May Transactions		Balance 31 May 1978	
	DR	CR	DR	CR	DR	CR
Sec & Trust Co.	\$ 52,815.80		\$ 79,851.78	\$ 79,830.88	\$ 52,836.70	
Change Funds	550.00				550.00	
FCU-Savings	45,157.30				45,157.30	
1-Fairfax S&L CD	14,668.58				14,668.58	
2-Va S&L CD	24,396.96				24,396.96	
DEAF Investments	97,563.75		734.38	80.00	98,218.13	
Notes Receivable			24,000.00		24,000.00	
Misc. Inventory	44,350.69				44,350.69	
Equipment	12,987.40				12,987.40	
Reserve for Depr		9,799.12				9,799.12
Store/Act Constr	73,000.00		17,000.00	23,000.00	67,000.00	
Prepaid expense	1,916.72				1,916.72	
Notes Pay-Trade			26,076.50	26,076.50		
Notes Pay Tickets		3,702.02	7,790.38	14,260.78		10,172.42
" " Instr		125.50		17.00		142.50
" " Other				24,000.00		24,000.00
Taxes Pay-FICA		139.76	139.76	127.30		127.30
" " Fed.w/h		95.10	95.10	79.00		79.00
" " Va. w/h		31.08		21.69		52.77
" " Va.Sales		1,082.05	1,082.05	1,471.97		1,471.97
DEAF Trust Fund		97,563.75		80.00		98,218.13
Dep on Spl Orders		986.00	1,091.00	583.20		478.20
Accrued Exp Pay		73,000.00	23,000.00			50,000.00
AA Fund Balance		164,528.01				164,528.01
Misc. Sales		98,420.72		36,765.96		135,186.68
Purch. Disc		1,446.67		237.64		1,684.31
Membersh Dues		4,224.00	6.00	1,881.00		6,099.00
Barbershop		702.00		706.12		1,408.12
Dealer's Tax Disc		131.15		25.72		156.87
Interest Income		1,666.12				1,666.12
Gain on Tickets		558.14	.90	239.02		796.26
" " Emp Prog		51.00		2.00		53.00
" " Camp Eq		23.00	7.62	74.25		94.63
Other Income		96.00				96.00
Misc. Purchases	69,393.27		26,076.50		95,469.77	
Freight expense	474.72		105.68		580.40	
Salaries/Cont	4,247.51		1,052.13		5,299.64	
" Agency	12,039.71		1,505.61		13,545.32	
FICA Taxes	257.01		63.65		320.66	
Unemp Taxes	52.37				52.37	
Insurance	443.45				443.45	
Depreciation	865.56				865.56	
Telephone	75.00				75.00	
Sup & Off Exp	355.85		141.44		497.29	
Cash over/short	37.08		8.62	10.17	35.53	
Other expenses	110.00				110.00	
Insufficient funds						
Basketball-men	1,720.26		17.86	17.86		
Golf Club					1,720.26	
Fishing Club			40.00		40.00	
Ice Club	500.00	252.00	250.00			2.00
100 Mile Club	20.00				500.00	
Rifle & Pistol Club	150.00				20.00	
Softball-men					150.00	
" women		209.46	809.34	810.00		210.12
Stamp Club	202.57	118.07	24.39	135.00		228.68
Tennis League		6.00			202.57	
Trap & Skeat League	150.00					6.00
Softball/NPIC	460.16		136.75		150.00	
Totals	\$458,961.72	\$458,961.72	\$211,187.44	\$211,187.44	\$506,757.21	\$506,757.21

Tickets Held on Consignment: Busch Gardens = \$805.80; Global Menu Club = \$528.00
and Kings Dominion = \$7,925.00
Total = \$9,258.80

EMPLOYEE ACTIVITY ASSOCIATION INC.
 Trial Balance, 30 April 1978

	Balance 1 April 1978		April Transactions		Balance 30 April 1978	
	DR	CR	DR	CR	DR	CR
AmSec & Trust Co.	\$ 34,453.33		\$ 53,103.71	\$ 34,741.24	\$ 52,815.80	
Change Funds	550.00				550.00	
FFCU-Savings	45,157.30				45,157.30	
Arl-Fairfax S&L	14,563.08		55.32	14,618.40		
Arl-Fairfax S&L CD	14,668.58				14,668.58	
No.Va. S&L CD	24,396.96				24,396.96	
BEAF Investments	98,673.70			1,109.95	97,563.75	
Accts Receivable			264.60	264.60		
Mdse. Inventory	44,350.69				44,350.69	
Equipment	12,987.40				12,987.40	
Reserve for Depr		9,799.12				9,799.12
Store/Act Constr	73,000.00				73,000.00	
Prepaid expense	1,916.72				1,916.72	
Accts Pay-Trade		17,286.87	35,978.78	18,691.91		
" " Tickets		3,657.67	5,844.79	5,889.14		3,702.02
" " Instr		594.00	516.00	47.50		125.50
Taxes Pay-FICA		110.90	110.90	139.76		139.76
" " Fed.w/h		71.60	71.60	95.10		95.10
" " Va.w/h		93.36	93.36	31.08		31.08
" " Va.Sales		1,173.29	1,173.29	1,082.05		1,082.05
BEAF Trust Fund		98,673.70	1,109.95			97,563.75
Dep on Spl Orders		1,190.95	1,197.66	992.71		986.00
Accrued Exp Payable		74,945.91	1,945.91			73,000.00
MA Fund Balance		164,528.01				164,528.01
Mdse. Sales		71,404.84		27,015.88		98,420.72
Purch. Disc		1,200.47		246.20		1,446.67
Mbrshp Dues		2,504.00		1,720.00		4,224.00
Barbershop		702.00				702.00
Dealer's Tax disc		101.37		29.78		131.15
Interest Income		1,610.80		55.32		1,666.12
Gain on Ticket Sales		445.73		112.41		558.14
" " Emp Prog		51.00	2.00	2.00		51.00
" " Camp Eqp				28.00		28.00
Other Income		96.00				96.00
Mdse. Purchases	67,988.23		18,691.91	17,286.87	69,393.27	
Freight exp	349.20		125.52		474.72	
Salaries/Cont	3,413.51		1,154.88	320.88	4,247.51	
" Agency	10,534.09		3,011.24	1,505.62	12,039.71	
FICA Taxes	206.54		69.88	19.41	257.01	
Unemp Taxes	75.58		1.79	25.00	52.37	
Insurance	443.45				443.45	
Depreciation	865.56				865.56	
Telephone	75.00		75.00	75.00		
Sup & Off Exp	132.23		223.62		355.85	
Cash over/short	18.18		41.98	23.08	37.08	
Other expenses	110.00				110.00	
Basketball-men	1,012.26		708.00		1,720.26	
Fishing Club				252.00		252.00
Glee Club			500.00		500.00	
100-Mile Club			20.00		20.00	
Rifle&Pistol Club	150.00				150.00	
Softball-men			780.54	990.00		209.46
" women			376.93	495.00		118.07
Stamp Club			202.57		202.57	
Tennis League				6.00		6.00
Trap & Skeet Club	150.00				150.00	
Softball/NPIC			550.16	90.00	460.16	
Totals	\$450,241.59	\$450,241.59	\$128,001.89	\$128,001.89	\$458,961.72	\$458,961.72

Tickets Held on Consignment = Busch Gardens = \$1,698.50; Capital Centre = \$2,557.50
 Global Menu Club = \$544.00; Hershey Park = ? and Kings Dominion = \$9,943.75
 Total = \$14,743.75

EMPLOYEE ACTIVITY ASSOCIATION INC.
 Trial Balance, 28 February 1978

	Balance 1 February 1978		February Transactions		Balance 28 February 1978	
	DR	CR	DR	CR	DR	CR
AmSec & Trust Co.	\$ 40,572.27		\$ 36,593.70	\$ 40,905.25	\$ 36,260.72	
Change Funds	550.00				550.00	
NWCFU-Savings	44,434.97				44,434.97	
Arl-Fairfax Savings	14,373.19				14,373.19	
Arl-Fairfax S&L CD	14,423.12				14,423.12	
No.Va. S&L CD	23,943.84				23,943.84	
CEAF Investments	97,987.69				97,987.69	
Mdse. Inventory	44,350.69				44,350.69	
Equipment	11,190.25		1,797.15		12,987.40	
Reserve for Depr		8,933.56				8,933.56
Prepaid expense	2,360.17				2,360.17	
Accts Pay-Trade			19,849.17	19,849.17		
" " Tickets		4,416.55	11,055.87	8,001.39		1,362.07
" " Instr		1,924.50	2,179.00	1,705.00		1,450.50
" " Other		334.35	334.35			
Taxes Pay-FICA		209.82	209.82	113.04		113.04
" " Fed. w/h		147.90	147.90	80.60		80.60
" " Va.w/h		45.21		25.18		70.39
" " Va.Sales		743.94	743.94	949.91		949.91
CEAF Trust Fund		97,987.69				97,987.69
Dep on Spl Orders		1,010.00	415.00	850.00		1,445.00
Accrued Exp Pay				73,000.00		73,000.00
EAA Fund Balance	164,528.01				164,528.01	
Mdse. Sales	18,467.58			23,691.73	42,159.31	
Purch. Disc		469.89		284.69		754.58
Mbrshp Dues		609.00		736.00		1,345.00
Barbershop				702.00		702.00
Disc on Sales Tax		55.96		21.85		77.81
Gain on Ticket Sales		142.00	.30	164.91		306.61
" " Emp Prog		23.00	2.00	11.00		32.00
Other Income		96.00				96.00
Mdse. Purchases	2,015.38		19,849.17		21,864.55	
Freight expense	148.28		14.58		162.86	
Salaries/Cont	1,242.00		934.13		2,176.13	
" Agency	3,006.01		3,011.22		6,017.23	
FICA Taxes	75.16		56.52		131.68	
Unemp Taxes	50.58				50.58	
Sup & Off Exp	7.65		78.74		86.39	
Cash over/short	13.71		8.22	5.20	16.73	
Other expenses			10.00		10.00	
Store/Act Constr			73,000.00		73,000.00	
Basketball/men		600.00	846.14	40.00	206.14	
Totals	\$300,744.96	\$300,744.96	\$171,136.92	\$171,136.92	\$395,394.08	\$395,394.08

Tickets Held on Consignment: Capital Centre = \$ 216.75
 Global Menu Club = 1,040.00
 Total \$ 1,256.75

EMPLOYEE ACTIVITY ASSOCIATION INC.
 Trial Balance, 31 January 1978

	Balance 1 January 1978		January Transactions		Balance 31 January 1978	
	DR	CR	DR	CR	DR	CR
AmSec & Trust Co.	\$ 56,445.00		\$ 33,575.85	\$ 49,448.58	\$ 40,572.27	
Change Funds	550.00				550.00	
NWFCU-Savings	44,434.97				44,434.97	
Arl-Fairfax Savings	14,373.19				14,373.19	
Arl-Fairfax S&L CD	14,423.12				14,423.12	
No.Va. S&L CD	23,943.84				23,943.84	
CEAF Investments	98,173.61		476.17	662.09	97,987.69	
Accts Receivable	150.00			150.00		
Mdse. Inventory	44,350.69				44,350.69	
Equipment	11,190.25				11,190.25	
Reserve for Depr		8,933.56				8,933.56
Prepaid expense	1,263.17		1,097.00		2,360.17	
Accts Pay-Trade		23,047.23	25,062.61	2,015.38		4,416.55
" " Tickets		2,069.50	4,939.45	7,286.50		1,924.50
" " Instr		393.00	2,591.00	4,122.50		334.35
" " Other		334.35				209.82
Taxes Pay-FICA		165.72	165.72	209.82		147.90
" " Fed.w/h		70.60	70.60	147.90		45.21
" " Va.w/h		82.46	82.46	45.21		743.94
" " Va.Sales		2,613.40	2,613.40	743.94		97,987.69
CEAF Trust Fund		98,173.61	185.92			1,010.00
Dep on Spl Orders		10.00	175.00	1,175.00		
Accrued Exp Pay		8,876.40	8,876.40			164,528.01
EAA Fund Balance		164,528.01				18,467.58
Mdse. Sales				18,467.58		469.89
Purch Disc				469.89		609.00
Mbrshp dues				609.00		55.96
Disc on Sales Tax				55.96		142.00
Gain on Ticket Sales			.30	142.30		23.00
" " Emp Prog				23.00		96.00
Other Income				96.00		2,015.38
Mdse Purch			2,015.38			148.28
Freight expense			148.28			1,242.00
Salaries/Cont			1,733.76	491.76		3,006.01
" Agency			11,210.90	8,204.89		75.16
FICA Taxes			104.91	29.75		50.58
Unemp Taxes			125.58	75.00		
Telephone			75.00	75.00		7.65
Sup & Off Exp			7.65			13.71
Cash over/short			29.14	15.43		600.0
Basketball				600.00		
Totals	\$309,297.84	\$309,297.84	\$ 95,362.48	\$ 95,362.48	\$300,744.96	\$300,744.9

Tickets Held on Consignment: Capital Centre = \$ 967.75
 Global Menu Club = 736.00
 Total \$1,703.75

DC1850

EMPLOYEE ACTIVITY ASSOCIATION INC.
 Trial Balance, 30 November 1977

	Balance		November		Balance	
	1 November 1977		Transactions		30 November 1977	
	DR	CR	DR	CR	DR	CR
AmSec & Trust Co.	\$ 49,569.33		\$ 55,962.84	\$ 57,823.54	\$ 47,708.63	
Change Funds	550.00				550.00	
NWFCU-Savings	43,684.04				43,684.04	
Arl-Fairfax S&L CD	28,339.79		82.56	14,245.90	14,176.45	
Arl-Fairfax Savings			14,245.90		14,245.90	
No.Va. S&L CD	23,499.12				23,499.12	
CEAF Investments	95,958.54		1,354.38		97,312.92	
Mdse. Inventory	37,912.49				37,912.49	
Equipment	11,190.25				11,190.25	
Reserve for Depr		8,695.36				8,695.36
Prepaid expense	1,304.34		396.00		1,700.34	
Accts Pay-Trade			48,342.36	48,342.36		
" " Tickets	2,504.15		5,380.40	5,247.75		2,371.50
" " Instr	503.00		63.00	309.50		749.50
" " Other	334.35					334.35
Taxes Pay-FICA	159.96		159.96	133.44		133.44
" " Fed.w/h	85.60		85.60	54.50		54.50
" " Va.w/h	31.69			22.34		54.03
" " Va.Sales	1,136.04		1,136.04	1,827.98		1,827.98
CEAF Trust Fund	95,958.54			1,354.38		97,312.92
Dep on Spl Orders	458.00		620.00	837.00		675.00
EAA Fund Balance	160,376.92					160,376.92
Mdse. Sales	260,559.17			45,666.98		306,226.15
Purch. Disc	3,851.09			457.58		4,308.67
Mbrshp Dues	12,139.00			1,075.00		13,214.00
Barbershop	2,157.66			967.66		3,125.32
Disc on Sales Tax	274.40			27.09		301.49
Interest Income	4,774.08			82.56		4,856.64
Gain on Ticket Sales	2,149.17		.90	95.85		2,244.12
" " Emp Prog	202.00			19.00		221.00
" " Camp Eqp	487.75					487.75
Other Income	.21					.21
Mdse. Purchases	220,504.23		48,342.36		268,846.59	
Freight expense	1,275.14		263.92		1,539.06	
Salaries/Cont.	16,456.22		1,140.51		17,596.73	
" Agency	8,182.14				8,182.14	
FICA Taxes	962.72		66.72		1,029.44	
Unemp Taxes	122.74				122.74	
Insurance	1,289.65				1,289.65	
Depreciation	759.78				759.78	
Telephone	150.00		75.00		225.00	
Sup & Off Exp	1,200.50		239.53	2.83	1,437.20	
Cash over/short	176.86		55.66	71.87	160.65	
Emp Prog Exp	4.50				4.50	
Other expenses	154.53				154.53	
Loss on mdse.	51.13				51.13	
Basketball	2,432.50				2,432.50	
Camping	205.46				205.46	
Coin Club	75.00				75.00	
Fishing Club	25.00		32.65		57.65	
Football League	510.48		208.32		718.80	
Glee Club	625.00				625.00	
Golf League	100.00				100.00	
Karate Club	150.00				150.00	
100 Mile Club	30.52				30.52	
Photo Club	200.00				200.00	
Rifle & Pistol Club	150.00				150.00	
Softball - men	5,755.52				5,755.52	
" Women	580.00				580.00	
Stamp Club	313.00				313.00	
Tennis League	100.00				100.00	
Trap & Sheet	150.00		150.00		300.00	
Volleyball	210.00		260.50		470.50	
Softball/NPIC	1,892.40				1,892.40	
Volleyball/NPIC	35.22				35.22	
Totals	\$556,838.14	\$556,838.14	\$178,665.11	\$178,665.11	\$607,570.85	\$607,570.85

EMPLOYEE ACTIVITY ASSOCIATION INC.
 Trial Balance, 31 October 1977

	Balance 1 October 1977		October Transactions		Balance 31 October 1977	
	DR	CR	DR	CR	DR	CR
AmSec & Trust Co.	\$ 38,852.45		\$ 39,506.55	\$ 28,789.67	\$ 49,569.33	
Change Funds	550.00				550.00	
FFFCU-Savings	43,684.04				43,684.04	
Arl-Fairfax S&L CD	28,339.79				28,339.79	
No.Va. S&L CD	23,499.12				23,499.12	
GEAF Investments	93,173.55		3,445.67	660.68	95,958.54	
Misc. Inventory	37,912.49				37,912.49	
Equipment	11,190.25				11,190.25	
Reserve for Depr.		8,695.36				8,695.36
Prepaid expense	1,304.34				1,304.34	
Accts Pay-Trade		14,481.67	30,420.16	15,938.49		2,504.15
" " Tickets		3,655.50	5,436.30	4,284.95		503.00
" " Instr		500.00	495.00	498.00		334.35
" " Other		334.35				159.96
Taxes Pay-FICA		165.90	165.90	159.96		85.60
" " Fed.w/h		99.20	99.20	85.60		31.69
" " Va.w/h		108.23	108.23	31.69		1,136.04
" " Va.Sales		840.92	840.92	1,136.04		95,958.54
GEAF Trust Fund		93,173.55		2,784.99		458.00
Dep on Spl Orders		463.00	586.08	581.08		
Accrued Exp Pay		8,017.57	8,017.57			160,376.92
EAA Fund Balance		160,376.92		28,361.99		260,559.17
Misc. Sales		232,197.18		412.63		3,851.09
Purch Disc		3,438.46				12,139.00
Worshp Dues		10,775.00	3.00	1,367.00		2,157.66
Barbershop		2,157.66				274.40
Disc on Sales Tax		254.96		19.44		4,774.08
Interest Income		4,774.08				2,149.17
Gain on Ticket Sales		2,071.77	.60	78.00		202.00
" " Emp Prog		172.00		30.00		487.75
" " Camp Eqp		462.75		25.00		.21
Other Income		.21				
Misc. Purchases	219,047.41		15,938.49	14,481.67	220,504.23	
Freight expense	1,108.31		166.83		1,275.14	
Salaries/cont	15,460.08		1,367.02	370.88	16,456.22	
" Agency	15,682.14			7,500.00	8,182.14	
FICA Taxes	904.43		79.98	21.69	962.72	
Unemp Taxes	140.93		31.81	50.00	122.74	
Insurance	1,289.65				1,289.65	
Depreciation	759.78				759.78	
Telephone	225.00			75.00	150.00	
Sup & Off Exp	1,050.03		150.47		1,200.50	
Cash over/short	202.51		20.76		176.86	
Emp Prog Exp	4.50			46.41	4.50	
Other expenses	154.53				154.53	
Misc. losses	51.13				51.13	
Basketball	2,432.50				2,432.50	
Camping	205.46				205.46	
Coin Club	75.00			19.00	25.00	
Fishing Club	44.00			175.00	510.48	
Football League	81.16		604.32		625.00	
Glee Club	625.00				100.00	
Golf League			100.00		150.00	
Karate Club	150.00				30.52	
100-Mile Club	27.52		3.00		200.00	
Photo Club	200.00				150.00	
Rifle & Pistol	150.00				5,755.52	
Softball-men	5,755.52				580.00	
" women	580.00				313.00	
Stamp Club	313.00				100.00	
Tennis League			100.00		150.00	
Trap & Sknet	150.00				210.00	
Volleyball		87.00	612.00	315.00		1,892.40
Softball/NPIC	1,892.40				35.22	
Volleyball/NPIC	35.22					
Totals	\$547,303.24	\$547,303.24	\$108,299.86	\$108,299.86	\$556,838.14	\$556,838.14

EMPLOYEE ACTIVITY ASSOCIATION INC.
 Trial Balance, 31 August 1977

	Balance 1 August 1977		August Transactions		Balance 31 August 1977	
	DR	CR	DR	CR	DR	CR
AmSec & Trust Co.	\$ 55,690.66		\$ 48,423.23	\$ 53,655.97	\$ 50,457.92	
Change Funds	550.00				550.00	
NWFCU-Savings	42,971.24				42,971.24	
Arl-Fairfax S&L CD	27,855.12				27,855.12	
No.Va. S&L CD	23,062.67				23,062.67	
CEAF Investments	89,358.39		27,707.50	25,265.91	91,799.98	
Mdse. Inventory	37,912.49				37,912.49	
Accts Receivable			321.00			321.00
Equipment	11,190.25				11,190.25	
Reserve for Depr.		8,442.10				8,442.10
Prepaid expense	1,679.21				1,679.21	
Accts Pay - Trade			30,926.77	30,926.77		
" " Tickets	6,510.70		13,661.50	13,071.65		5,920.85
" " Instr	286.50		394.50	288.50		180.50
" " Other				334.35		334.35
Taxes Pay - FICA		190.10	190.10	275.70		275.70
" " Fed.w/h		139.30	139.30	163.70		163.70
" " Va.w/h		34.04		45.07		79.11
" " Va.Sales		1,131.45	1,131.45	1,142.35		1,142.35
CEAF Trust Fund	89,358.39		558.41	3,000.00		91,799.98
Dep on Spl Orders		468.00	808.26	663.26		323.00
EAA Fund Balance		160,376.92		28,513.35		160,376.92
Mdse. Sales		182,674.18		389.12		211,187.53
Purch Disc		2,710.87				3,099.99
Mbrshp Dues		8,240.00		1,183.00		9,423.00
Barbershop		1,412.86		744.80		2,157.66
Disc on Sales Tax		201.49		25.99		227.48
Interest Income		3,140.16				3,140.16
Gain on Ticket Sales		1,668.71		278.66		1,947.37
" " Emp Prog		130.00	2.00	21.00		149.00
" " Camp Eqp		376.25	25.50	50.50		401.25
Other Income		.21				.21
Mdse. Purchases	143,767.54		30,926.77		174,694.31	
Freight expense	210.76		95.36		1,006.12	
Salaries/Cont	11,315.04		2,356.52		13,671.56	
" Agency	8,182.14				8,182.14	
FICA Taxes	661.94		137.85		799.79	
Unemp Taxes	90.93				90.93	
Insurance	859.78				859.78	
Depreciation	506.52				506.52	
Telephone	100.00		50.00		150.00	
Sup & Off Exp	901.45		135.58		1,037.03	
Cash over/short	160.68		5.42	9.98	156.12	
Emp Prog exp	4.50				4.50	
Other expenses	129.42		25.11		154.53	
Basketball	2,432.50				2,432.50	
Camping	205.46				205.46	
Coin Club	75.00				75.00	
Fishing Club		16.00	220.00	152.00		52.00
Glee Club	625.00				625.00	
Karate Club	150.00				150.00	
100-Mile Club	23.52				23.52	
Photo Club			200.00		200.00	
Rifle & Pistol Club	150.00				150.00	
Softball-men	3,240.12		1,376.00		4,616.12	
" women	94.50		383.50		478.00	
Stamp Club	313.00				313.00	
Trap & Skeet Club	150.00				150.00	
Volleyball	296.00				296.00	
Softball/NPIC	1,892.40				1,892.40	
Totals	\$467,508.23	\$467,508.23	\$160,201.63	\$160,201.63	\$500,772.21	\$500,772.21

Tickets Held on Consignment = Busch Gardens \$ 588.00
 Hershey Park 420.50
 Kings Dominion 592.50
 Total \$1,601.00

EMPLOYEE ACTIVITY ASSOCIATION INC.
Trial Balance, 31 July 1977

	Balance 1 July 1977		July Transactions		Balance 31 July 1977	
	DR	CR	DR	CR	DR	CR
AmSec & Trust Co.	\$ 41,210.90		\$ 43,625.24	\$ 29,145.48	\$ 55,690.66	
Change Funds	550.00				550.00	
NWFCU-Savings	42,971.24				42,971.24	
Arl-Fairfax S&L CD	27,855.12				27,855.12	
No.Va. S&L CD	23,062.67				23,062.67	
CEAF Investments	89,358.39				89,358.39	
Mdse. Inventory	37,912.49				37,912.49	
Tickets on Hand	480.00			480.00		
Equipment	11,190.25				11,190.25	
Reserve for Depr.		8,442.10				8,442.10
Prepaid expense	1,679.21				1,679.21	
Accts Payable-Trade		11,815.95	26,775.55	14,959.60		
" " Tickets		5,950.50	9,156.90	9,717.10		6,510.70
" " Instr		150.50	4.00	140.00		286.50
Taxes Payable-FICA		200.76	200.76	190.10		190.10
" " Fed.w/h		192.70	192.70	139.30		139.30
" " Va.w/h		125.49	125.49	34.04		34.04
" " Va.Sales		1,111.39	1,111.39	1,131.45		1,131.45
CEAF Trust Fund		89,358.39				89,358.39
Dep on Spl Orders		314.68	449.68	603.00		468.00
Accrued exp payable		4,909.56	4,909.56			
EAA Fund Balance		160,376.92				160,376.92
Mdse. Sales		154,401.60		28,272.58		182,674.18
Purch. Disc		2,542.14		168.73		2,710.87
Mbrshp Dues		7,449.00		791.00		8,240.00
Barbershop		1,412.86				1,412.86
Disc on Sales Tax		174.76		26.73		201.49
Interest Income		3,140.16				3,140.16
Gain on Ticket Sales		1,342.51		326.20		1,668.71
" " Emp Prog		121.00		9.00		130.00
" " Camp Eqp		242.00	14.25	148.50		376.25
Other Income		.21				.21
Mdse Purchases	141,752.85		14,959.60	12,944.91	143,767.54	
Freight expense	757.24		153.52		910.76	
Salaries/Cont	10,398.41		1,624.76	708.13	11,315.04	
" Agency	12,267.14			4,085.00	8,182.14	
FICA Taxes	608.32		95.05	41.43	661.94	
Unemp Taxes	98.57		42.36	50.00	90.93	
Insurance	859.78				859.78	
Depreciation	506.52				506.52	
Telephone	125.00			25.00	100.00	
Sup & Off Exp	853.50		67.95	20.00	901.45	
Cash over/short	173.28		45.23	57.83	160.68	
Emp Prog exp	4.50				4.50	
Other expenses	126.42		3.00		129.42	
Basketball-men	2,432.50				2,432.50	
Camping	205.46				205.46	
Coin Club	75.00				75.00	
Fishing Club		88.00	110.00	38.00		16.00
Glee Club	625.00				625.00	
Karate Club	150.00				150.00	
100-Mile Club	20.40		3.12		23.52	
Rifle & Pistol Club	150.00				150.00	
Softball-men	2,657.12		583.00		3,240.12	
" women	94.50				94.50	
Stamp Club	313.00				313.00	
Trap & Skeet Club	150.00				150.00	
Volleyball	296.00				296.00	
Softball-NPIC	1,892.40				1,892.40	
Totals	\$453,863.18	\$453,863.18	\$104,253.11	\$104,253.11	\$467,508.23	\$467,508.23

Tickets Held on Consignment = Busch Gardens \$ 252.00
 Hershey Park 587.25
 Kings Dominion 1,087.50
 Total \$1,926.75

EMPLOYEE ACTIVITY ASSOCIATION INC.
 Trial Balance, 31 May 1977

	Balance 1 May 1977		May Transactions		Balance 31 May 1977	
	DR	CR	DR	CR	DR	CR
AmSec & Trust Co.	\$ 52,518.86		\$ 53,371.52	\$ 73,252.44	\$ 32,637.94	
Change Funds	550.00				550.00	
NWFCU-Savings	42,277.48				42,277.48	
Arl-Fairfax S&L CD	27,383.88				27,383.88	
No.Va. S&L CD	22,634.32				22,634.32	
CEAF Investments	85,492.45		3,000.00		88,492.45	
Accts Receivable			21,000.00		21,000.00	
Mdse. Inventory	37,912.49				37,912.49	
Equipment	11,190.25				11,190.25	
Reserve for Depr.		8,188.84				8,188.84
Prepaid expense	2,109.08				2,109.08	
Accts Payable-Trade			33,859.31	33,859.31		
" " Tickets		6,169.00	5,940.20	6,724.55		6,953.35
" " Instr		916.00	236.00	203.50		883.50
" " Other				10,000.00		10,000.00
Taxes Payable-FICA		198.58	198.58	183.72		183.72
" " Fed.w/h		205.30	205.30	177.60		177.60
" " Va.w/h		45.10		37.30		82.40
" " Va.Sales		1,078.70	1,078.70	1,202.09		1,202.09
CEAF Trust		85,492.45		3,000.00		88,492.45
Dep on Spl Orders		569.00	699.00	389.68		259.68
EAA Fund Balance	160,376.92				160,376.92	
Mdse. Sales	96,624.35			30,036.66		126,661.01
Purch Disc	1,606.38			582.83		2,189.21
Mbrshp Dues	4,632.00		3.00	1,510.00		6,139.00
Barbershop	1,412.86					1,412.86
Disc on Sales Tax	121.06			26.05		147.11
Interest Income	1,548.87					1,548.87
Gain on Ticket Sales	699.15		.70	114.05		812.50
" " Emp Prog	116.00		14.00	16.00		118.00
" " Camp Eqp	32.50		6.75	118.75		144.50
Mdse. Purchases	71,319.77		33,859.31		105,179.08	
Freight exp.	541.17		133.75		674.92	
Salaries/cont	6,403.89		1,570.38		7,974.27	
" Agency	3,078.79		5,103.35		8,182.14	
FICA Taxes	374.65		91.86		466.51	
Unemp Taxes	48.57				48.57	
Insurance	429.91				429.91	
Depreciation	253.26				253.26	
Telephone	50.00		50.00		100.00	
Sup & Off Exp	467.22		259.56		726.78	
Cash over/short	146.87		31.88	7.56	171.19	
Emp Prog exp	4.50				4.50	
Other expenses	31.90				31.90	
Basketball-men	2,432.50				2,432.50	
Camping	205.46				205.46	
Coin Club	75.00				75.00	
Fishing Club		42.00	110.00	234.00		166.00
Glee Club	625.00				625.00	
Karate Club	150.00				150.00	
100-Mile Club	20.40				20.40	
Rifle & Pistol Club	150.00				150.00	
Softball-men		27.86	1,524.84	630.00		866.98
" women	174.50		75.00	230.00		19.50
Stamp Club	313.00				313.00	
Trap & Skeet Club	150.00				150.00	
Volleyball	296.00				296.00	
Softball-NPIC	291.75		113.10		404.85	
Totals	\$370,102.92	\$370,102.92	\$162,536.09	\$162,536.09	\$416,139.61	\$416,139.61

Tickets Held on Consignment = Busch Gardens = \$1,680.00
 Kings Dominion = 2,400.00
 Total = \$4,080.00

EMPLOYEE ACTIVITY ASSOCIATION INC.
Trial Balance, 30 April 1977

	Balance 1 April 1977		April Transactions		Balance 30 April 1977	
	DR	CR	DR	CR	DR	CR
AmSec & Trust Co.	\$ 38,119.49		\$ 44,870.37	\$ 30,471.00	\$ 52,518.86	
Change Funds	550.00				550.00	
NWFCU-Savings	42,277.48				42,277.48	
Arl-Fairfax S&L CD	27,383.88				27,383.88	
No.Va. S&L CD	22,634.32				22,634.32	
CEAF Investments	85,492.45				85,492.45	
Accts Receivable	14.00			14.00		
Mdse. Inventory	37,912.49				37,912.49	
Equipment	11,190.25				11,190.25	
Reserve for Depr.		8,188.84				8,188.84
Prepaid expense	2,109.08				2,109.08	
Accts Payable-Trade		8,798.97	21,858.26	13,059.29		
" " Tickets		3,803.20	9,139.25	11,505.05		6,169.00
" " Instr		743.00	602.50	775.50		916.00
Taxes Payable-FICA		177.14	177.14	198.58		198.58
" " Fed.w/h		170.70	170.70	205.30		205.30
" " Va.w/h		131.92	131.92	45.10		45.10
" " Va.Sales		1,021.05	1,021.05	1,078.70		1,078.70
CEAF Trust Fund		85,492.45				85,492.45
Dep on Spl Orders		395.93	416.93	590.00		569.00
Accrued exp payable		6,951.23	6,951.23			
EAA Fund Balance		160,376.92				160,376.92
Mdse. Sales		69,702.48		26,921.87		96,624.35
Purch Disc		1,375.57		230.81		1,606.38
Mbrshp Dues		2,859.00		1,773.00		4,632.00
Barbershop		660.65		752.21		1,412.86
Disc on Sales Tax		96.55		24.51		121.06
Interest Income		1,548.87				1,548.87
Gain on Ticket Sales		510.00	2.85	192.00		699.15
" " Emp Prog		57.00	2.00	61.00		116.00
" " Camp Eqp				32.50		32.50
Mdse. Purchases	67,059.45		13,059.29	8,798.97	71,319.77	
Freight expense	358.67		182.50		541.17	
Salaries/Cont	5,071.38		1,697.39	364.88	6,403.89	
" Agency	6,119.18		3,459.61	6,500.00	3,078.79	
FICA Taxes	296.71		99.29	21.35	374.65	
Unemp Taxes	42.10		46.47	40.00	48.57	
Insurance	429.91				429.91	
Depreciation	253.26				253.26	
Telephone	75.00			25.00	50.00	
Sup & Off Exp	449.45		17.77		467.22	
Cash over/short	142.88		5.06	1.07	146.87	
Emp. Prog Exp			4.50		4.50	
Other expenses	15.40		16.50		31.90	
Basketball-men	2,082.50		350.00		2,432.50	
Camping	197.35		8.11		205.46	
Coin Club			75.00		75.00	
Fishing Club		36.00	110.00	116.00		42.00
Glee Club	625.00				625.00	
Golf League			8.00	8.00		
Karate Club	150.00				150.00	
100-Mile Club	10.40		10.00		20.40	
Rifle & Pistol Club	150.00				150.00	
Softball-men	1,097.14			1,125.00		27.86
" Women	268.50			94.00	174.50	
Stamp Club	313.00				313.00	
Trap & Skeet Club			150.00		150.00	
Volleyball		175.00	471.00		296.00	
Softball-NPIC	381.75			90.00	291.75	
Totals	\$353,272.47	\$353,272.47	\$105,114.69	\$105,114.69	\$370,102.92	\$370,102.92

Tickets Held on Consignment = Busch Gardens = \$1,981.00
 Global Menus = 280.00
 Kings Dominion = 3,577.50
 Total = \$5,838.50

TRANSMITTAL SLIP		DATE
TO: DC/BSD		
ROOM NO.	BUILDING	
REMARKS:		
FROM:		
ROOM NO.	BUILDING	EXTENSION

EMPLOYEE ACTIVITY ASSOCIATION INC.
 Trial Balance, 28 February 1977

	Balance 1 February 1977		February Transactions		Balance 28 February 1977	
	DR	CR	DR	CR	DR	CR
AmSec & Trust Co.	\$ 54,800.10		\$ 38,378.89	\$ 47,362.74	\$ 45,816.25	
Change Funds	550.00				550.00	
NWFCU - Savings	41,607.22				41,607.22	
Arl-Fairfax S&L CD	26,925.65				26,925.65	
No.Va. S&L CD	22,213.94				22,213.94	
CEAF Investments	85,745.70		1,025.62		86,771.32	
Accts Receivable	12.80		269.26	145.90	136.16	
Mdse. Inventory	37,912.49				37,912.49	
Equipment	11,190.25				11,190.25	
Reserve for Depr		7,935.58				7,935.58
Prepaid expense	2,580.99				2,580.99	
Accts Pay-Trade		26.50	25,944.03	25,944.03		26.50
" " Tickets		6,595.45	16,052.00	10,968.98		1,512.40
" " Instr		695.00	209.00	343.00		829.00
" " Other		517.84	517.84			
Taxes Pay-FICA		279.72	279.72	182.80		182.80
" " Fed.w/h		271.90	271.90	177.20		177.20
" " Va.w/h		55.53		37.78		93.31
" " Va.Sales		796.31	796.31	975.45		975.45
CEAF Trust Fund		85,745.70		1,025.62		86,771.32
Dep on Spl Orders		436.55	611.46	408.93		234.02
EAA Fund Balance	160,376.92				160,376.92	
Mdse. Sales	19,872.66			24,342.89	44,215.55	
Purch. Disc	546.98			301.71	848.69	
Mbrshp Dues	904.00			812.00	1,716.00	
Barbershop				660.65	660.65	
Disc on Sales Tax	53.62			19.29	72.91	
Gain on Ticket Sales	192.50		.45	194.70	386.75	
" " Emp Prog		12.00	1.00	24.00	35.00	
Mdse. Purchases	626.75		25,944.03		26,570.78	
Freight expense	142.84		85.04		227.88	
Salaries/Cont	1,630.48		1,562.13		3,192.61	
" Staff		380.82				380.82
FICA Taxes	95.39		91.40		186.79	
Unemp Taxes	2.10				2.10	
Telephone		50.00	50.00			
Sup & Off Exp	14.93		218.26		233.19	
Cash over/short	4.23		145.50	9.78	139.95	
Other expenses	5.40				5.40	
Basketball		256.08	1,133.58	320.00	557.50	
Glee Club			625.00		625.00	
Karate Club			150.00		150.00	
100 Mile Club	10.40				10.40	
Volleyball		70.00		105.00		175.00
Totals	\$286,071.66	\$286,071.66	\$114,362.45	\$114,362.45	\$307,605.87	\$307,605.87

Tickets Held on Consignment = Global Menu's = \$378.00

LLEGIB



EMPLOYEE ACTIVITY ASSOCIATION INC.
Trial Balance, 31 January 1977

	Balance		January		Balance	
	1 January 1977		Transactions		31 January 1977	
	DR	CR	DR	CR	DR	CR
AmSec & Trust Co.	\$ 63,409.21		\$ 34,431.87	\$ 43,040.98	\$ 54,800.10	
Change Funds	550.00				550.00	
NWFCU-Savings	41,607.22				41,607.22	
Arl-Fairfax S&L CD	26,925.65				26,925.65	
No.Va. S&L CD	22,213.94				22,213.94	
CEAF Investments	86,406.45			660.75	85,745.70	
Accts Receivable	14.00		173.80	175.00	12.80	
Mdse. Inventory	37,912.49				37,912.49	
Equipment	11,190.25				11,190.25	
Reserve for Depr		7,935.58				7,935.58
Prepaid Expense	1,508.99		1,072.00		2,580.99	
Accts Pay-Trade		23,632.01	24,232.26	626.75		26.50
" " Tickets		1,932.80	6,407.83	11,070.48		6,595.45
" " Instr		480.50	249.00	463.50		695.00
" " Other				517.84		517.84
Taxes Pay-FICA		168.72	168.72	279.72		279.72
" " Fed.w/h		166.40	166.40	271.90		271.90
" " Va.w/h		103.81	103.81	55.53		55.53
" " Va.Sales		2,485.36	2,485.36	796.31		796.31
CEAF Trust Fund		86,406.45	660.75			85,745.70
Dep on Spl Orders		120.00	210.70	527.25		436.55
Accrued Exp Payable		7,929.65	7,929.65			
EAA Fund Balance		160,376.92			160,376.92	
Mdse Sales				19,872.66		19,872.66
Purch. Disc				546.98		546.98
Mbrshp Dues				904.00		904.00
Disc on Sales Tax				53.62		53.62
Gain on Ticket Sales				192.50		192.50
" " Emp Prog			22.00	34.00		12.00
Mdse. Purchases			626.75		626.75	
Freight expense			142.84		142.84	
Salaries/Cont			2,390.66	760.18	1,630.48	
Salaries/Agency			6,619.18	7,000.00		380.82
FICA Taxes			139.86	44.47	95.39	
Unemp Taxes			77.10	75.00	2.10	
Telephone				50.00		50.00
Sup & Off Exp			14.93		14.93	
Cash over/short			10.49	6.26	4.23	
Other expenses			5.40		5.40	
Basketball			23.92	280.00		256.08
100 Mile Club			10.40		10.40	
Volleyball				70.00		70.00
Totals	\$291,738.20	\$291,738.20	\$ 88,375.68	\$ 88,375.68	\$286,071.66	\$286,071.66

Tickets Held on Consignment = Global Menu's = \$420.00

EMPLOYEE ACTIVITY ASSESSMENT SECTION INC.
 Trial Balance, 30 November 1976

	Balance 1 November 1976		November Transactions		Balance 30 November 1976	
	DR	CR	DR	CR	DR	CR
AmSec & Trust Co.	\$ 42,668.69		\$ 54,882.96	\$ 55,385.71	\$ 42,165.94	
Change Funds	550.00				550.00	
NWFCU - Savings	40,971.79				40,971.79	
Arl-Fairfax S&L CD	26,465.16				26,465.16	
No.Va. S&L CD	21,801.36				21,801.36	
CEAF Investments	85,544.88				85,544.88	
Accts Receivable	150.99				116.99	
Mdse. Inventory	26,235.20		78.00	112.00	26,235.20	
Equipment	11,130.01				11,130.01	
Reserve for Depr		7,663.16				7,663.16
Prepaid expense	459.42				459.42	
Accts Pay-Trade			44,921.42	44,921.42		
" " Tickets		2,466.20	6,429.90	5,601.90		1,638.20
" " Instr		882.00	595.50	324.50		611.00
Taxes Pay-FICA		179.80	179.80	182.32		182.32
" " Fed.w/h		170.80	170.80	174.20		174.20
" " Va.w/h		35.47		35.18		70.65
" " Va.Sales		1,226.45	1,226.45	1,827.70		1,827.70
CEAF Trust Fund		85,544.88				85,544.88
Dep on Spl Orders		515.62	1,594.13	1,859.79		781.28
EAA Fund Balance		147,020.91				147,020.91
Mdse. Sales		282,779.34		45,617.75		328,397.09
Purch Disc		3,493.81		578.66		4,072.47
Membership Dues		12,333.00		666.00		12,999.00
Barbershop		1,913.03		852.41		2,765.44
Disc on Sales tax		302.52		30.42		332.94
Interest Income		4,451.55				4,451.55
Gain on Tickets		2,456.14		106.20		2,562.34
" " Emp Prog		341.00	18.00	13.00		336.00
" " CampEqp		671.84				671.84
Mdse. Purchases	249,499.51		44,921.42		294,420.93	
Freight exp	1,067.36		141.25		1,208.61	
Salaries/Cont	16,735.85		1,557.26		18,293.11	
" Agency	15,565.10				15,565.10	
FICA Taxes	1,014.16		91.16		1,105.32	
Unemp Taxes	71.73				71.73	
Insurance	1,240.46				1,240.46	
Depreciation	772.49				772.49	
Telephone	200.00		50.00		250.00	
Sup & Off exp	980.90		316.35		1,297.25	
Cash over/short	25.69		.02	2.00	23.71	
Emp Prog exp	10.20				10.20	
Other expenses	797.92				806.92	
Basketball-men	1,268.12		9.00		1,268.12	
Bowling League	150.00				150.00	
Camping	350.00				350.00	
Fishing Club			80.74	18.00	62.74	
Football League	287.90		268.00		555.90	
Glee Club	670.00				670.00	
100-Mile Club	22.60				22.60	
Photo Club	75.00				75.00	
Rifle & Pistol Club	100.00				100.00	
Softball-men	4,944.75				4,944.75	
" women	546.00				546.00	
Tennis League	100.00				100.00	
Trap & Skeet Club	300.00				300.00	
Volleyball		140.65	852.00	75.00	636.35	
Softball-NPIC	1,441.08				1,441.08	
Volleyball-NPIC	373.85				373.85	
Totals	\$554,588.17	\$554,588.17	\$158,384.16	\$158,384.16	\$602,102.97	\$602,102.97

Tickets Held on Consignment: Busch Gardens = \$652.90

	Balance 1 October 1976		October Transactions		Balance 31 October 1976	
	DR	CR	DR	CR	DR	CR
AmSec & Trust Co.	\$ 43,960.27		\$ 42,160.07	\$ 43,451.65	\$ 42,668.69	
Change Funds	550.00				550.00	
NWFCU - Savings	40,971.79				40,971.79	
Arl-Fairfax S&L CD	26,465.16				26,465.16	
No.Va. S&L CD	21,801.36				21,801.36	
CEAF Investments	85,680.28		78.43	213.83	85,544.88	
Accts Receivable	21.00		262.99	133.00	150.99	
Misc. Inventory	26,235.20				26,235.20	
Equipment	11,130.01				11,130.01	
Reserve for Depr		7,663.16				7,663.16
Prepaid expense	459.42				459.42	
Accts Pay-Trade		23,851.22	48,957.54	25,106.32		
" " Tickets		3,503.55	8,826.75	7,789.40		2,466.20
" " Instr		850.00	763.50	795.50		882.00
Taxes Pay-FICA		185.88	185.88	179.80		179.80
" " Fed w/h		170.20	170.20	170.80		170.80
" " Va.w/h		128.13	128.13	35.47		35.47
" " Va.Sales		1,195.63	1,195.63	1,226.45		1,226.45
CEAF Trust Fund		85,680.28				85,544.88
Dep on Spl Orders		413.50		695.73		515.62
Accrued Exp Payable		5,297.91	5,297.91			
EAA Fund Balance		147,020.91				147,020.91
Mdse. Sales		252,190.49		30,588.85		282,779.34
Purch Disc		3,124.26		369.55		3,493.83
Membership Dues		11,217.00		1,116.00		12,333.00
Barbershop		1,913.03				1,913.03
Disc on Sales Tax		274.74		27.78		302.52
Interest Income		4,451.55				4,451.55
Gain on Tickets		2,306.89	1.05	150.30		2,456.14
" " EmpProg		295.00		46.00		341.00
" " CampEqp		636.59	1.75	37.00		671.84
Mdse. Purchases	248,244.41		25,106.32	23,851.22	249,499.51	
Freight Exp.	907.78		159.58		1,067.36	
Salaries/Cont	15,512.55		1,537.80	314.50	16,735.85	
" Agency	- 15,559.26		4,905.84	4,900.00	15,565.10	
FICA Taxes	942.67		89.90	18.41	1,011.16	
Unemp Taxes	87.56		24.17	40.00	71.73	
Insurance	1,240.46				1,240.46	
Depreciation	772.49				772.49	
Telephone	225.00			25.00	200.00	
Sup & Off Exp	930.78		50.12		980.90	
Cash over/short	25.64		2.06	2.01	25.69	
Emp Prog Exp	10.20				10.20	
Other expenses	790.42		7.50		797.92	
Basketball-men	1,268.12				1,268.12	
Bowling League			150.00		150.00	
Camping	350.00				350.00	
Fishing Club		2.00	110.00	108.00		
Football League	67.58		310.32	90.00	287.90	
Glee Club	670.00				670.00	
100-Mile Club	22.60				22.60	
Photo Club	75.00				75.00	
Rifle & Pistol Club	100.00				100.00	
Softball-men	4,944.75				4,944.75	
" women	546.00				546.00	
Tennis League	100.00				100.00	
Trap & Skeet Club	150.00		150.00		300.00	
Volleyball		214.65	144.00	70.00		140.65
Softball/NPIC	1,394.96		46.12		1,441.08	
Volleyball/NPIC	373.85				373.85	
Totals	\$552,586.57	\$552,586.57	\$141,552.57	\$141,552.57	\$554,588.17	\$554,588.17

Tickets Held on Consignment = Busch Gardens (119) = \$ 709.25
Capital Centre (96) = 480.00
\$1,189.25

EMPLOYEE ACTIVITY ASSOCIATION INC.
 Trial Balance, 31 July 1976

	Balance 1 July 1976		July Transactions		Balance 31 July 1976	
	DR	CR	DR	CR	DR	CR
Am Sec & Trust Co.	\$ 42,131.72		\$ 46,935.11	\$ 39,644.70	\$ 49,422.13	
Change Funds	450.00				450.00	
NWFCU-Savings	40,316.67				40,316.67	
Arl-Fair S&L CD	26,012.55				26,012.55	
No.Va. S&L CD	21,396.44				21,396.44	
CEAF Investments	84,086.49		602.50	850.00	83,838.99	
Accts Receivable	186.25		779.15	864.40	101.00	
Mdse. Inventory	26,235.20				26,235.20	
Tickets on Hand	330.00					
Equipment	11,130.01			330.00		
Reserve for Dept		7,405.80			11,130.01	
Prepaid expense	872.88				872.88	7,405.80
Accts Pay - Trade		20,371.20	38,943.87	18,572.67		
" " Tickets		5,756.30	15,111.17	15,860.66		
" " Instr		832.00	209.00	363.00		6,505.79
Taxes Pay-FICA		174.04	174.04	214.54		986.00
" " Fed w/h		168.00	168.00	189.00		214.54
" " Va.w/h		104.91	104.91	39.15		189.00
" " Va.Sales		1,231.18	1,231.18	1,052.78		39.15
CEAF Trust Fund		84,086.49				1,052.78
Due Agency-Ex Rm		1,198.79				83,838.99
Dep on Spl Orders		472.00	595.00	425.00		1,198.79
Accrued Exp Payable		844.71	844.71			302.00
EAA Fund Balance		147,020.91				147,020.91
Mdse. Sales		161,960.41		26,281.05		188,241.46
Purch Disc		2,320.39		322.55		2,642.94
Mbrshp Dues		8,117.00		956.00		9,073.00
Barbershop		1,280.85		632.18		1,913.03
Dis on Sales Tax		186.06		30.66		216.72
Interest Income		2,938.90				2,938.90
Gain on Tickets		1,582.84	.60	335.10		1,917.34
" " EmpProg		226.00	1.00	19.00		244.00
" " Camp Eqp		336.25	37.00	144.75		444.00
Mdse Purchases	165,173.25		18,572.67	20,371.20	163,374.72	
Freight Exp	601.34		113.29		714.63	
Salaries/Gont	9,948.21		1,833.59	713.00	11,068.80	
" Agency	10,659.26				10,659.26	
FICA Taxes	599.58		107.27	41.71	665.14	
Unemp Taxes	61.95		25.61	40.00	47.56	
Insurance	827.00				827.00	
Depreciation	515.13				515.13	
Telephone	150.00		50.00	50.00	150.00	
Sup & Off Exp	775.63		26.00		801.63	
Cash over/short	13.69		104.56	107.22	11.03	
Emp Prog Exp	10.20				10.20	
Other expenses	766.57		9.90		776.47	
Basketball	1,268.12				1,268.12	
Camping	350.00				350.00	
Fishing Club		148.00	440.00	360.00		68.00
Glee Club	670.00				670.00	
100-Mile Club	2.60				2.60	
Rifle & Pistol Club	100.00				100.00	
Softball - Men	1,914.21		1,438.46		3,352.67	
" Women	254.00				254.00	
Trap & Skeet Club	150.00				150.00	
Volleyball	232.00				232.00	
Softball/NPIC	302.46				302.46	
Volleyball/NPIC	269.62		104.23		373.85	
Totals	\$448,763.03	\$448,763.03	\$128,810.32	\$128,810.32	\$456,453.14	\$456,453.14

Tickets Held on Consignment = Busch Gardens = 86.45
 Kings Dominion = 3,052.00
 \$3,138.45

EMPLOYEE ACTIVITY ASSOCIATION INC.
 Trial Balance, 31 May 1976

	Balance 1 May 1976		May Transactions		Balance 31 May 1976	
	DR	CR	DR	CR	DR	CR
AmSec&Trust Co	\$ 46,828.15		\$ 61,255.82	\$ 69,806.12	\$ 38,277.85	
Change Funds	425.00			25.00	400.00	
FWFCU-Savings	39,667.50				39,667.50	
Arl-Fair S&L CD	25,572.47				25,572.47	
No.Va. S&L CD	20,999.04				20,999.04	
CEAF Investments	83,792.83				83,792.83	
Accts Receivable	38.00		19,768.33	399.93	19,406.40	
Mdse. Inventory	26,235.20				26,235.20	
Equipment	11,130.01				11,130.01	
Reserve for Depr.		7,148.44				7,148.44
Prepaid expense	1,286.34				1,286.34	
Accts Pay - Trade			29,339.06	29,339.06		
" " Tickets		4,336.69	16,872.03	16,691.74		4,156.40
" " Instr		816.50	389.00	666.50		1,094.00
" " Other				10,000.00		10,000.00
Taxes Pay-FICA		184.28	184.28	186.56		186.56
" " Fed w/h		211.70	211.70	181.00		181.00
" " Va.w/h		34.87		35.85		70.72
" " Va.Sales		1,204.82	1,204.82	1,194.73		1,194.73
CEAF Trust Fund		83,792.83				83,792.83
Due Agency-Ex Rm		1,388.00	7.20	30.00		1,410.80
Dep on Spl Orders		557.00	400.00	481.00		638.00
EAA Fund Balance		147,020.91				147,020.91
Mdse. Sales		101,419.47		29,837.39		131,256.86
Purch. Disc		1,714.24		326.47		2,040.71
Mbrshp Dues		5,221.00		1,445.00		6,666.00
Barbershop		1,280.85				1,280.85
Disc on Sales Tax		127.98		29.99		157.97
Interest Income		1,456.87				1,456.87
Gain on Tickets		744.12		273.72		1,017.84
" " Emp Prog		156.00	1.00	46.00		201.00
" " Camp Eqp		54.25	9.75	163.75		208.25
Mdse Purchases	84,882.85		29,339.06		114,221.91	
Freight Exp	457.26		96.92		554.18	
Salaries/Cont	6,153.11		1,594.59		7,747.70	
" Agency	5,841.59				5,841.59	
FICA Taxes	377.50		93.28		470.78	
Unemp Taxes		3.30	25.25		21.95	
Insurance	413.54				413.54	
Depreciation	257.77				257.77	
Telephone	50.00		50.00		100.00	
Supplies & OffExp	474.59		27.26		501.85	
Cash over/short	12.75		12.04	19.00	5.79	
Emp Prog Exp.	10.20				10.20	
Other Expenses	606.33		4.50		610.83	
Basketball	1,068.12		200.00		1,268.12	
Camping	350.00				350.00	
Fishing Club		34.00	330.00	414.00		118.00
Glee Club	670.00				670.00	
100 Mile Club	2.60				2.60	
Rifle & Pistol Club	100.00				100.00	
Softball-Men	521.11		521.10	330.00	712.21	
" Women				284.00		284.00
Trap & Skeet Club	150.00				150.00	
Volleyball	82.00		150.00		232.00	
Softball/NPIC	302.46				302.46	
Volleyball/NPIC	149.80		119.82		269.62	
Totals	\$358,908.12	\$358,908.12	\$162,206.81	\$162,206.81	\$401,582.74	\$401,582.74

Tickets Held on Consignment = Busch Gardens = \$1,465.75
 Global Menus = 126.00
 Kings Dominion = 511.00
 \$2,102.75

TRANSMITTAL SLIP		DATE	12	Y	1976
TO:					
DC/BSD					
ROOM NO.	BUILDING				
REMARKS:					
FROM:					
ROOM NO.	BUILDING	EXTENSION			

EMPLOYEE ACTIVITY ASSOCIATION INC.
 Trial Balance, 30 April 1976

	Balance 1 April 1976		April Transactions		Balance 30 April 1976	
	DR	CR	DR	CR	DR	CR
AmSec & Trust Co	\$ 45,235.23		\$ 49,093.20	\$ 47,500.28	\$ 46,828.15	
Change Funds	425.00				425.00	
NWFCU-Savings	39,667.50				39,667.50	
Arl-Fairfax S&L CD	25,572.47				25,572.47	
No. Va. S&L CD	20,999.04				20,999.04	
CEAF Investments	83,792.83				83,792.83	
Accts Receivable			391.35	353.35		38.00
Mdse. Inventory	26,235.20				26,235.20	
Equipment	11,130.01				11,130.01	
Reserve for Depr.		7,148.44				7,148.44
Prepaid expense	1,286.34				1,286.34	
Accts Payable-Trade		19,031.22	40,729.67	21,698.45		4,336.69
" " Tickets		4,433.76	12,003.34	11,906.27		816.50
" " Instr		599.00	566.00	783.50		184.28
Taxes Payable-FICA		254.06	254.06	184.28		211.70
" " Fed w/h		294.90	294.90	211.70		34.87
" " Va.w/h		110.98	110.98	34.87		1,204.82
" " VsSales		1,141.09	1,141.09	1,204.82		83,792.83
CEAF Trust Fund		83,792.83				1,388.00
Due Agency-Ex Rm		1,513.69	395.19	269.50		557.00
Dep on Spl Orders		361.00	364.55	560.55		
Accrued Exp Pay		6,149.92	6,149.92			147,020.91
EAA Fund Balance		147,020.91				101,419.47
Mdse. Sales		71,372.92		30,046.55		1,714.24
Purch Disc		1,322.52		391.72		5,221.00
Mbrshp Dues		3,197.00	3.00	2,027.00		1,280.85
Barbershop		607.02		673.83		127.98
Disc on Sales Tax		100.66		27.32		1,456.87
Interest Income		1,456.87				744.12
Gain on Ticket Sales		517.14	.30	227.28		156.00
" " Emp Prog		106.00	6.00	56.00		54.25
" " Camp Eq				54.25		
Mdse Purchases	82,215.62		21,698.45	19,031.22	84,882.85	
Freight Exp	302.42		154.84		457.26	
Salaries/Cont	4,822.20		1,574.96	244.05	6,153.11	
" Agency	5,841.59		5,841.59	5,841.59	5,841.59	
FICA Taxes	299.64		92.14	14.28	377.50	
Unemp Taxes	18.90		2.80	25.00		3.30
Insurance	413.54				413.54	
Depreciation	257.77				257.77	
Telephone	75.00			25.00	50.00	
Sup & Off Exp	322.92		151.67		474.59	
Cash Over/Short	12.09		2.50	1.84	12.75	
Emp Program Exp	10.20				10.20	
Other expenses	70.30		536.03		606.33	
Basketball	718.12		350.00		1,068.12	
Camping	350.00				350.00	
Fishing Club			110.00	144.00		34.00
Glee Club	670.00				670.00	
100-Mile Club			2.60		2.60	
Rifle & Pistol Club			100.00		100.00	
Softball-Men		12.00	1,633.11	1,100.00	521.11	
Trap&Skeet Club			150.00		150.00	
Volleyball		200.00	282.00		82.00	
Softball-NPIC			812.46	510.00	302.46	
Volleyball-NPIC			270.00	120.20	149.80	
Totals	\$350,743.93	\$350,743.93	\$145,268.70	\$145,268.70	\$358,908.12	\$358,908.12

Tickets Held on Consignment - Busch Gardens = \$1,223.10
 Global Menus = 126.00
 Kings Dominion = 1,239.00
\$2,588.10

EMPLOYEE ACTIVITY ASSOCIATION INC.
 Trial Balance, 29 February 1976

	Balance		February		Balance	
	1 February 1976	29 February 1976	Transactions	29 February 1976	DR	CR
	DR	CR	DR	CR	DR	CR
AmSec & Trust Co.	\$ 59,652.47		\$ 36,084.00	\$ 50,719.24	\$ 45,017.23	
Change Funds	425.00				425.00	
NWFCU-Savings	39,033.27				39,033.27	
Arl-Fairfax S&L CD	25,139.85				25,139.85	
No. Va. S&L CD	20,609.02				20,609.02	
CEAF Investments	82,715.27		415.38	500.00	82,630.65	
Accts Receivable	28.00		514.90	456.90	86.00	
Mdse Inventory	26,235.20				26,235.20	
Equipment	11,240.61				11,240.61	
Reserve for Depr		7,013.87				7,013.87
Prepaid Expense	1,699.88				1,699.88	
Accts Payable-Trade			33,590.68	33,590.68		
" " Tickets		6,562.04	11,883.21	8,258.36		2,937.19
" " Instr		1,435.50	333.00	350.50		1,453.00
Taxes Payable-FICA		164.06	164.06	178.56		178.56
" " Fed w/h		188.00	188.00	214.50		214.50
" " Va w/h		28.35		34.88		63.23
" " Va Sales		785.73	785.73	929.74		929.74
CEAF Trust Acct		82,715.27	1,022.12	937.50		82,630.65
Due Agency-Ex Rm		1,145.17	231.60	455.50		1,369.07
Dep on Spl Orders		334.80	337.80	240.00		237.00
EAA Fund Balance		147,020.91				147,020.91
Mdse Sales		19,622.65		23,200.13		42,822.78
Purchase Disc		424.40		364.99		789.39
Mbrshp Dues		949.00		792.00		1,741.00
Barbershop				607.02		607.02
Disc on Sales Tax		59.56		18.48		78.04
Gain on Ticket Sales		188.66	15.00	144.96		318.62
" " Emp Prog		56.00	1.00	28.00		83.00
Mdse Purchases	798.10		33,590.68		34,388.78	
Freight Exp	24.04		174.93		198.97	
Salaries/Cont	880.65		1,526.24		2,406.89	
FICA Taxes	69.05		89.28		158.33	
Unemp Taxes		6.10				6.10
Telephone			50.00		50.00	
Sup & Off Exp	217.96		77.88		295.84	
Cash Over/Short	6.10		6.67	1.32	11.45	
Emp Prog AdmExp			5.70		5.70	
Other expenses	25.60		15.40		41.00	
Camping			350.00		350.00	
Glee Club			670.00		670.00	
Volleyball		100.00		100.00		200.00
Totals	\$268,800.07	\$268,800.07	\$122,123.26	\$122,123.26	\$290,693.67	\$290,693.67

Tickets Held on Consignment - Global Menus = \$644.00
 Capital Ctr = 129.00

EMPLOYEE ACTIVITY ASSOCIATION INC.
TRIAL BALANCE, 30 NOVEMBER 1975

	Balance		November		Balance	
	1 November 1975		Transactions		30 November 1975	
	DR	CR	DR	CR	DR	CR
AmSec & Trust Co	\$ 38,120.22		\$ 82,689.53	\$ 84,296.11	\$ 36,513.64	
Change Funds	425.00				425.00	
NWFCU-Savings	37,795.04				37,795.04	
Arl-Fairfax S&L	24,709.91				24,709.91	
No.Va. S&L	20,226.25				20,226.25	
CEAF Investments	81,361.54		31,535.60	29,464.46	83,432.68	
Accts Receivable			69.20	69.20		
Misc Inventory	35,620.68				35,620.68	
Tickets on Hand	119.75			96.75	23.00	
Equipment	11,240.61				11,240.61	
Reserve for Depr		6,759.66				6,759.66
Prepaid Expense	991.86				991.86	
Accts Payable-Trade			44,521.40	44,521.40		
" " Tickets		3,288.47	6,582.03	6,591.36		3,297.80
" " Instr		1,334.50	560.00	225.00		999.50
Taxes Payable-FICA		154.66	154.66	139.94		139.94
" " Fed w/h		204.60	204.60	183.40		183.40
" " Va. w/h		32.14		25.04		57.18
" " VaSales		1,115.28	1,115.28	1,708.77		1,708.77
CEAF Trust Acct		81,361.54		2,071.14		83,432.68
Due Agency-Ex Rm		405.73	280.44	363.50		488.79
Dep on Spl Orders		783.00	703.60	922.02		1,001.42
EAA Fund Balance		129,382.10				129,382.10
Misc Sales		242,008.30		42,617.23		284,625.53
Purch Disc		3,079.83		546.85		3,626.68
Mbrshp Dues		12,141.00		933.00		13,074.00
Barbershop		1,912.90		919.41		2,832.31
Disc on Sales Tax		263.39		26.94		290.33
Interest Income		2,954.56				2,954.56
Gain on Tickets		2,607.47		135.84		2,743.31
" " Emp Prog		400.00		19.00		419.00
" " Camp Eqp		643.30				643.30
Misc Purchases	193,536.88		44,521.40		238,058.28	
Frnt Expense	704.86		192.50		897.36	
Salaries/Cont	13,633.24		1,196.06		14,829.30	
" /Staff	16,344.51				16,344.51	
Employee Taxes	823.96		69.97		893.93	
Insurance	1,123.56				1,123.56	
Depreciation	700.09				700.09	
Telephone	195.30		50.00		245.30	
Sup & Off Expense	799.45		16.61		816.06	
Cash O/S	29.16		.70	.40	29.46	
Emp Prog Exp	3.50				3.50	
Other Expenses	114.50		13.65		128.15	
Basketball-Men	2,861.72				2,861.72	
Bowling League			150.00		150.00	
Camping	200.00				200.00	
Fishing Club		45.00	145.76	75.00	25.76	
Football League	191.20		578.00		769.20	
Garden Club	218.00				218.00	
Glee Club	500.00				500.00	
Karate Club	125.00				125.00	
Knitting/Crochet	75.00				75.00	
100-Mile Club	32.04		3.12		35.16	
Photo Club	200.00				200.00	
October Fair			1.65		1.65	
Prayer Group	100.00				100.00	
Rifle & Pistol Club	100.00				100.00	
Softball-Men	4,716.19				4,716.19	
Softball-Women	454.00				454.00	
Tennis League	95.00				95.00	
Trap & Skeet League	150.00		150.00		300.00	
Volleyball	326.97		446.00		772.97	
Softball-NPIC	1,562.44				1,562.44	
Volleyball-NPIC	350.00				350.00	
Totals	\$490,877.43	\$490,877.43	\$215,951.76	\$215,951.76	\$538,660.26	\$538,660.26

TRIAL BALANCE, 31 OCTOBER 1975

	Balance		October		Balance	
	1 October 1975		Transactions		31 October 1975	
	DR	CR	DR	CR	DR	CR
AmSec & Trust Co	\$ 36,184.28		\$ 54,824.45	\$ 52,888.51	\$ 38,120.22	
Change Funds	425.00				425.00	
NWFCU-Savings	37,190.71		604.33		37,795.04	
Arl-Fairfax S&L	24,709.91				24,709.91	
No.Virginia S&L	20,226.25				20,226.25	
CEAF Investments	68,166.42		25,265.91	12,070.79	81,361.54	
Accts Receivable	75.95		149.35	225.30		
Interest Receivable	604.34			604.34		
Mdse Inventory	35,620.68				35,620.68	
Tickets on Hand	119.75				119.75	
Equipment	11,240.61		531.00	531.00	11,240.61	
Reserve for Depr		6,759.66				6,759.66
Prepaid Expense	991.86				991.86	
Accts Payable-Trade		15,042.62	33,855.72	18,813.10		
" " Tickets		3,732.29	9,413.78	8,969.96		3,288.47
" " Instr		1,031.50	518.00	821.00		1,334.50
" " Other		531.00	531.00			
Taxes Payable-FICA		216.22	216.22	154.66		154.66
" " Fed w/h		285.60	285.60	204.60		204.60
" " Va w/h		101.15	101.15	32.14		32.14
" " VaSales		959.77	959.77	1,115.28		1,115.28
CEAF Trust Acct		68,166.42	256.50	13,451.62		81,361.54
Due Agency-Ex Rm		648.51	626.28	383.50		405.73
Dep on Spl Orders		886.26	1,768.99	1,665.73		783.00
Accrued Exp Payable		5,500.16	5,500.16			
EAA Fund Balance		129,382.10				129,382.10
Mdse. Sales		214,173.61		27,834.69		242,008.30
Purch Disc		2,757.97		321.86		3,079.83
Mbrshp Dues		11,045.00		1,096.00		12,141.00
Barbershop		1,912.90				1,912.90
Disc on Sales Tax		237.45		25.94		263.39
Interest Income		2,954.57	604.34	604.33		2,954.56
Gain on Tickets		2,446.48	19.50	180.49		2,607.47
" " EmpProg		344.00	1.00	57.00		400.00
" " CampEqp		641.45		1.85		643.30
Mdse Purchases	189,766.40		18,813.10	15,042.62	193,536.88	
Frnt Expense	663.83		41.03		704.86	
Salaries/Cont	12,454.86		1,321.76	143.38	13,633.24	
" Staff	16,345.37		5,302.54	5,303.40	16,344.51	
Employee Taxes	772.80		79.54	28.38	823.96	
Insurance	1,123.56				1,123.56	
Depreciation	700.09				700.09	
Telephone	220.30			25.00	195.30	
Sup & Off Expense	799.45				799.45	
Cash O/S	22.01		14.10	6.95	29.16	
Emp Prog Exp	3.50				3.50	
Other Expenses	108.20		6.30		114.50	
Basketball-Men	2,861.72				2,861.72	
Camping	200.00				200.00	
Fishing Club		60.00	90.00	75.00		45.00
Football		143.80	365.00	30.00		191.20
Garden Club	218.00				218.00	
Glee Club	500.00				500.00	
Karate Club	125.00				125.00	
Knitting/Crochet	75.00				75.00	
100-Mile Club	32.04				32.04	
Photo Club	200.00				200.00	
Prayer Group	100.00				100.00	
Rifle & Pistol	100.00				100.00	
Softball-Men	4,716.19				4,716.19	
" Women	454.00				454.00	
Tennis League			125.00	30.00		95.00
Trap & Skeet	150.00				150.00	
Volleyball		220.03	792.00	245.00		326.97
Softball-NPIC	1,562.44				1,562.44	
Volleyball-NPIC	350.00				350.00	
Totals	\$470,180.52	\$470,180.52	\$162,983.42	\$162,983.42	\$490,877.43	\$490,877.43

Tickets on Consignment: Kings Dominion \$19.50

EMPLOYEE ACTIVITY ASSOCIATION INC.
TRIAL BALANCE, 31 AUGUST 1975

	Balance 1 August 1975		August Transactions		Balance 31 August 1975	
	DR	CR	DR	CR	DR	CR
AmSec & Trust Co.	\$ 67,877.69		\$ 47,523.43	\$ 71,208.76	\$ 44,192.36	
Change Funds	425.00				425.00	
NWFCU-Savings	37,190.71				37,190.71	
Arl-Fairfax S&L	24,287.32				24,287.32	
No.Virginia S&L			20,000.00		20,000.00	
CEAF Investments	67,052.12		126.80	321.90	66,857.02	
Accts Receivable	50.60		649.18	658.03	41.75	
Mdse Inventory	35,620.68				35,620.68	
Tickets on Hand	250.75		25.00	156.00	119.75	
Equipment	10,709.61				10,709.61	
Res for Depr		6,532.00				6,532.00
Prepaid Expenses	1,356.84				1,356.84	
Accts Payable-Trade			34,820.37	34,820.37		
" " Tickets		6,777.93	11,127.82	12,254.80		7,904.91
" " Instr		1,139.00	399.00	367.00		1,107.00
Taxes Payable-FICA		149.54	149.54	150.98		150.98
" " Fed w/h		168.20	168.20	199.30		199.30
" " Va w/h		27.26		30.04		57.30
" " VaSales		1,019.85	1,019.85	1,230.46		1,230.46
CEAF Trust Acct		67,052.12	321.90	126.80		66,857.02
Due Agency-ExRm		479.41	404.04	515.25		(590.62)
Dep on Spl Orders		490.05	573.20	468.15		385.00
EAA Fund Balance		129,382.10				129,382.10
Mdse Sales		159,515.37		30,774.92		190,290.29
Purch Disc		1,975.25		485.59		2,460.84
Mbrshp Dues		8,557.00		1,086.00		9,643.00
Barber shop		1,912.90				1,912.90
Disc on Sales Tax		185.72		24.57		210.29
Interest Income		1,701.39				1,701.39
Gain on Tickets		1,946.32		299.88		2,246.20
" " EmpProg		299.00		22.00		321.00
" " Camp Eqp		507.50		79.25		580.35
Mdse Purchases	112,286.49		34,820.37		117,106.86	
Frt Expense	342.59		135.78		478.37	
Salaries/Cont	9,172.79		1,290.46		10,463.25	
" Staff	11,041.97				11,041.97	
Employee Taxes	560.82		75.49		636.31	
Insurance	758.58				758.58	
Depreciation	472.43				472.43	
Telephone	145.30				145.30	
Sup & Off Exp	462.96		168.40		631.36	
Cash O/S	13.41		44.83	22.43	35.81	
Emp Prog Exp	3.50				3.50	
Other Expenses	95.60		3.60		99.20	
Basketball	2,861.72				2,861.72	
Camping	200.00				200.00	
Fishing Club		152.00	242.00	154.00		64.00
Garden Club	218.00				218.00	
Glee Club	175.18		324.82		500.00	
Karate Club	125.00				125.00	
Knitting/Crochet	75.00				75.00	
100 Mile Club	17.94				17.94	
Photo Club	200.00				200.00	
Prayer Group	100.00				100.00	
Rifle & Pistol Club	100.00				100.00	
Softball-Men	3,457.90		1,070.00	34.00	4,493.90	
" Women	4.00				4.00	
Trap&Skeet Club	150.00				150.00	
Volleyball	244.97				244.97	
Softball/NPIC	1,512.44				1,512.44	
Volleyball/NPIC	350.00				350.00	
	<u>\$389,969.91</u>	<u>\$389,969.91</u>	<u>\$155,490.48</u>	<u>\$155,490.48</u>	<u>\$423,826.95</u>	<u>\$423,826.95</u>

Tickets on Consignment: Kings Dominion \$ 702.00
Wildlife Preserve 1,313.80
Total \$ 2,015.80

EMPLOYEE ACTIVITY ASSOCIATION INC.
TRIAL BALANCE, 31 JULY 1975

	Balance 1 July 1975		July Transactions		Balance 31 July 1975	
	DR	CR	DR	CR	DR	CR
Am Sec & Trust Co.	\$ 54,736.50		\$50,810.16	\$ 37,668.97	\$ 67,877.69	
Change Funds	425.00				425.00	
NFCU - Savings	36,666.41		524.30		37,190.71	
Arl-Fairfax S&L	24,287.32				24,287.32	
CEAF Investments	61,953.49		5,098.63		67,052.12	
Accts Rec	52.60		666.50	668.50	50.60	
Interest Rec	595.82			595.82		
Mdse Inventory	35,620.68				35,620.68	
Tickets on Hand	1,698.25		36.50	1,484.00	250.75	
Equipment	10,709.61				10,709.61	
Reserve for Depr		6,532.00				6,532.00
Prepaid Expenses	1,356.84				1,356.84	
Accts Payable-Trade		13,871.72	28,699.86	14,828.14		6,777.93
" " Tickets		4,325.61	11,318.28	13,770.60		1,139.00
" " Instr		866.00	340.00	613.00		149.54
Taxes Payable-FICA		146.84	146.84	149.54		168.20
" " Fed w/h		175.60	175.60	168.20		27.26
" " Va. w/h		69.01	69.01	27.26		1,019.85
" " Va Sales		1,000.55	1,000.55	1,019.85		67,052.12
CEAF Trust Fund		61,953.49		5,098.63		479.41
Due Agency-Ex Rm		457.85	394.44	416.00		490.05
Dep on Spl Orders		227.00	259.00	522.05		
Accrued Exp Payable		372.87	372.87			
EAA Fund Bal		129,382.10				129,382.10
Mdse Sales		134,060.55		25,454.82		159,515.37
Purch Disc		1,825.98		149.27		1,975.25
Mbrshp Dues		7,541.00		1,016.00		8,557.00
Barber Shop		1,271.47		641.43		1,912.90
Disc on Sales Tax		162.23		23.49		185.72
Interest Income		1,772.91	595.82	524.30		1,701.39
Gain on Tickets		1,614.09		332.23		1,946.32
" " Emp Prog		259.00		40.00		299.00
" " CampEqp		351.25	3.85	160.10		507.50
Mdse Purchases	111,330.07		14,828.14	13,871.72	112,286.49	
Frt Expense	299.73		42.86		342.59	
Salaries/Cont	8,181.16		1,277.76	286.13	9,172.79	
" Staff	11,041.97				11,041.97	
Employee Taxes	520.94		76.62	36.74	560.82	
Insurance	758.58				758.58	
Depreciation	472.43				472.43	
Telephone	145.30		50.00	50.00	145.30	
Supplies & Off Exp	426.36		36.60		462.96	
Cash Over/Short	13.91		37.85	38.35	13.41	
Emp Prog Expense	3.50				3.50	
Other Expenses	87.50		8.10		95.60	
Basketball-Men	2,861.72				2,861.72	
Camping	200.00				200.00	
Fishing Club		201.00	293.00	244.00		152.00
Garden Club	218.00				218.00	
Glee Club	175.18				175.18	
Karate Club	125.00				125.00	
Knitting/Crochet	75.00				75.00	
100 Mile Club	17.94				17.94	
Photo Club	200.00				200.00	
Prayer Group			100.00		100.00	
Rifle&Pistol Club	100.00				100.00	
Softball-Men	2,399.90		1,058.00		3,457.90	
" Women		50.00	80.00	26.00	4.00	
Trap & Skeet Club	150.00				150.00	
Volleyball	120.00		124.97		244.97	
Softball/NPIC	188.44		1,324.00		1,512.44	
Volleyball/NPIC	274.97		75.03		350.00	
Totals	\$368,490.12	\$368,490.12	\$119,925.14	\$119,925.14	\$389,969.91	\$389,969.91

Tickets on Consignment: Kings Dominion = \$1,007.50; Wildlife Preserve = \$1,349.60

EMPLOYEE ACTIVITY ASSOCIATION INC.
TRIAL BALANCE, 31 MAY 1975

	Balance 1 May 1975		May Transactions		Balance 31 May 1975	
	DR	CR	DR	CR	DR	CR
AmSec & Trust Co.	\$ 57,245.74		\$ 49,863.57	\$ 70,418.44	\$ 36,690.87	
Change Funds	425.00				425.00	
NWFCU - Savings	36,666.41				36,666.41	
Arl-Fairfax S&L	23,943.74				23,943.74	
CEAF Investments	60,923.94		945.00	276.68	61,592.26	
Accts Receivable	276.68		19,306.60	333.28	19,250.00	
Mdse Inventory	35,620.68				35,620.68	
Tickets on Hand	1,013.75		11.00	306.00	718.75	
Equipment	10,709.61				10,709.61	
Reserve for Depr		6,304.34				6,304.34
Prepaid Expense	1,721.82				1,721.82	
Accts Payable-Trade			28,445.00	28,445.00		
" " Tickets		6,793.06	16,073.10	12,089.83		2,809.79
" " Instr		1,217.00	545.00	980.00		1,652.00
Taxes Pay - FICA		129.22	129.22	155.70		155.70
" " Fed.w/h		150.40	150.40	162.80		162.80
" " Va.w/h		20.52		22.97		43.49
" " VaSales		842.05	842.05	1,212.33		1,212.33
CEAF Trust Fund		60,923.94	276.68	945.00		61,592.26
Due Agency-ExRm		577.56	522.50	490.25		545.31
Dep on SplOrders		510.18	753.07	773.49		530.60
EAA Fund	129,382.10				129,382.10	
Mdse Sales	78,927.28			30,144.45	109,071.73	
Purch Disc	1,173.53			373.16	1,546.69	
Mbrshp Dues	4,929.00			1,333.00	6,262.00	
Barbershop	616.82			654.65	1,271.47	
Disc on SalesTax	107.79			20.75	128.54	
Interest Income	833.51				833.51	
Gain on Tickets		888.02	16.95	224.78		1,095.85
" " EmpProg		170.00	4.00	64.00		230.00
" " CampEqp		48.00	1.85	123.45		169.60
Mdse Purchases	50,051.54		28,445.00		78,496.54	
Freight Exp	111.34		81.21		192.55	
Salaries/Cont	5,309.51		1,330.63		6,640.14	
" Agency	4,865.36				4,865.36	
Employee Taxes	332.93		77.85		410.78	
Insurance	393.60				393.60	
Depreciation	244.77				244.77	
Telephone	45.30		50.00		95.30	
Sup & Off Exp	327.11		40.91		368.02	
Cash Over/Short	15.56		15.80	16.90	14.46	
EmpProg Exp	3.50				3.50	
Other Expenses	82.10		2.70		84.80	
Basketball	2,384.00		477.72		2,861.72	
Camping	200.00				200.00	
Fishing Club		171.00	184.00	278.00		265.00
Garden Club	218.00				218.00	
Glee Club	175.18				175.18	
Karate Club	125.00				125.00	
Knitting/Crochet	75.00				75.00	
100 Mile Club	4.84		13.10		17.94	
Photo Club	200.00				200.00	
Rifle&Pistol Club	100.00				100.00	
Softball	442.70		1,477.20	510.00	1,409.90	
Trap&Skeet Club	150.00				150.00	
Volleyball	120.00				120.00	
Softball/NPIC		62.36	250.80		188.44	
Volleyball/NPIC	252.97		102.00	80.00	274.97	
Totals	\$294,777.68	\$294,777.68	\$150,434.91	\$150,434.91	\$325,265.11	\$325,265.11

Tickets on Consignment: Global Menus \$ 187.00
 Kings Dominion 591.50
 Wildlife Preserve 1,400.00

EMPLOYEE ACTIVITY ASSOCIATION INC.
TRIAL BALANCE, 30 APRIL 1975

	Balance 1 April 1975		April Transactions		Balance 30 April 1975	
	DR	CR	DR	CR	DR	CR
AmSec & Trust Co	\$ 52,194.55		\$ 48,789.35	\$ 43,738.16	\$ 57,245.74	
Change Funds	425.00				425.00	
Jeff Federal S&L	11,346.26		38.50	11,384.76		
NWFCU - Savings	36,364.98		301.43		36,666.41	
Arl-Fairfax S&L	11,913.74		12,000.00		23,913.74	
CEAF Investments	60,923.94				60,923.94	
Accts Receivable	1,211.50		467.93	1,402.75		276.68
Interest Receivable	590.93			590.93		
Mdse Inventory	35,620.68				35,620.68	
Tickets on Hand			1,118.75	105.00	1,013.75	
Equipment	10,709.61				10,709.61	
Reserve for Depr		6,304.34				6,304.34
Prepaid Expenses	1,721.82				1,721.82	
Accts Payable-Trade		11,751.72	25,498.18	13,746.46		6,793.06
" " -Tickets		2,965.16	6,728.77	10,556.67		1,217.00
" " Instr		955.00	697.00	959.00		129.22
Taxes Pay - FICA		226.76	226.76	129.22		150.40
" " Fed w/h		225.00	225.00	150.40		20.52
" " Va w/h		82.58	82.58	20.52		842.05
" " VaSales		952.90	952.90	842.05		60,923.94
CEAF Trust Fund		60,923.94				577.56
Due Agency-ExRm		640.30	749.74	687.00		510.18
Dep on Spl Orders		225.88	754.00	1,038.30		
Accrued Exp Pay		4,980.13	4,980.13			129,382.10
EAA Fund		129,382.10				78,927.28
Mdse Sales		57,922.36		21,004.92		1,173.53
Purch Disc		1,015.77		157.76		1,929.00
Mbrshp Dues		3,458.00		1,471.00		616.82
Barbershop		616.82				107.79
Disc on Sales Tax		85.09		22.70		833.51
Interest Income		1,084.51	590.93	339.93		888.02
Gain on Tickets		704.86	20.85	204.01		170.00
" " EmpProg		97.00		73.00		48.00
" " CampEq		16.80		31.20		
Mdse Purchases	48,056.80		13,746.46	11,751.72	50,051.54	
Freight Exp	92.15		19.19		111.34	
Salaries/Agency	4,865.36		4,865.36	4,865.36	4,865.36	
Salaries/Cont	4,273.25		1,104.39	68.13	5,309.51	
Employee Taxes	289.97		66.95	23.99	332.93	
Insurance	393.60				393.60	
Depreciation	244.77				244.77	
Telephone	67.95			22.65	45.30	
Supplies & OffExp	210.04		117.07		327.11	
Cash Over/Short	11.43		5.03	.90	15.56	
EmpProg Exp			3.50		3.50	
Other Expenses	76.70		5.40		82.10	
Basketball	2,134.00		250.00		2,384.00	
Camping	200.00				200.00	
Fishing Club		64.00		107.00		171.00
Garden Club			218.00		218.00	
Glee Club	175.18				175.18	
Karate Club			125.00		125.00	
Knitting/Crochet	75.00				75.00	
100 Mile Club	4.84				4.84	
Photo Club	200.00				200.00	
Rifle&Pistol Club	100.00				100.00	
Softball			1,049.70	607.00	442.70	
Trap&Skeet Club			150.00		150.00	
Volleyball			120.00		120.00	
Softball/NPIC			407.64	470.00		62.36
Volleyball/NPIC	156.97		96.00		252.97	
Totals	\$284,681.02	\$284,681.02	\$126,572.49	\$126,572.49	\$294,777.68	\$294,777.68

Tickets on Consignment: Global Menus - \$220.00 and Wildlife Preserve - \$1,400.00

EMPLOYEE ACTIVITY ASSOCIATION INC.
TRIAL BALANCE, 28 FEBRUARY 1975

	Balance 1 February 1975		February Transactions		Balance 28 February 1975	
	DR	CR	DR	CR	DR	CR
AmSec & Trust Co.	\$ 49,247.52		\$ 28,111.50	\$ 28,273.26	\$ 49,085.76	
Change Fund	425.00				425.00	
Jeff Federal S&L	11,198.32				11,198.32	
NWFCU-Savings	36,364.98				36,364.98	
Arl-Fairfax S&L	11,743.88				11,743.88	
CEAF Investments	60,657.84				60,579.34	
Accts Receivable	87.50		154.45	201.55	40.40	
Mdse Inventory	35,620.68				35,620.68	
Equipment	10,581.61		49.50		10,631.11	
Reserve for Depr		6,059.57				6,059.57
Prepaid Expense	1,216.42		899.00		2,115.42	
Accts Payable-Trade		247.05	16,606.70	16,262.66		96.99
" " Tickets		2,519.79	6,102.53	5,825.77		2,243.03
" " Instr		1,190.00	404.00	372.00		1,158.00
Taxes Payable-FICA		177.42	177.42	144.36		144.36
" " Fed w/h		146.90	146.90	149.00		149.00
" " Va w/h		24.69		23.90		48.59
" " Va Sales		579.01	579.01	789.91		789.91
CEAF Trust Fund		60,657.84	78.50			60,579.34
Due Agency-Ex Rm		580.68	512.26	569.25		637.67
Dep on Spl Orders		340.00	366.00	181.00		155.00
EAA Fund		129,382.10				129,382.10
Mdse Sales		14,433.25		19,698.73		34,131.98
Purchase Disc		344.56		314.06		658.62
Mbrshp Dues		1,119.00		756.00		1,875.00
Sales Tax Disc		50.73		14.67		65.40
Interest Income		145.78				145.78
Gain on Tickets		328.55		97.54		426.09
" " EmpProg		50.00		24.00		74.00
" " Camping				20.00		20.00
Mdse Purchases	126.80		16,262.66		16,389.46	
Freight	19.47		14.93		34.40	
Salaries-Cont	1,033.30		1,233.76		2,267.06	
FICA Taxes	73.78		72.18		145.96	
Unemp Taxes	6.64				6.64	
Telephone		22.65	45.30		22.65	
Supplies & OffExp	86.48		85.18		171.66	
Cash Over/Short	7.30		3.00		10.30	
Other Expenses	22.05		14.20		36.25	
Basketball-Men		120.00	1,444.00		1,324.00	
Fishing Club				17.00		17.00
Glee Club			175.18		175.18	
Knitting/Crochet			75.00		75.00	
Photo Club			200.00		200.00	
Totals	\$218,519.57	\$218,519.57	\$ 73,813.16	\$ 73,813.16	\$238,760.44	\$238,760.44

Tickets on Consignment - \$308.00 (Global Menus)

1001350

EMPLOYEE ACTIVITY ASSOCIATION INC.
TRIAL BALANCE, 31 JANUARY 1975


	Balance 1 January 1975		January Transactions		Balance 31 January 1975	
	DR	CR	DR	CR	DR	CR
AmSec & Trust Co	\$ 50,561.12		\$ 28,613.31	\$ 29,926.91	\$ 49,247.52	
Change Funds	425.00				425.00	
Jeff Fed S&L	11,198.32				11,198.32	
NWFCU - Savings	23,178.21		13,186.77		36,364.98	
Arl-Fairfax S&L CD	11,743.88				11,743.88	
Wash-Lee S&L CD	12,745.59			12,745.59		
CEAF Investments	60,676.56			18.72	60,657.84	
Accts Receivable	87.50		66.20	66.20	87.50	
Interest Rec	295.40			295.40		
Mdse Inventory	35,620.68				35,620.68	
Equipment	10,581.61				10,581.61	
Res for Depr		6,059.57				6,059.57
Prepaid Expenses	1,113.42		103.00		1,216.42	
Accts Payable-Trade		13,336.59	13,428.11	338.60		247.05
" " Tickets		1,258.11	8,662.36	9,924.04		2,519.79
" " Instr		294.00	200.00	1,096.00		1,190.00
Taxes Payable-FICA		148.92	148.92	177.42		177.42
" " Fed W/H		149.50	149.50	146.90		146.90
" " Va W/H		86.82	86.82	24.69		24.69
" " Va Sales		2,032.52	2,032.52	579.01		579.01
CEAF Trust Fund		60,676.56	18.72			60,657.84
Due Agency-Ex Rm		201.12	307.44	687.00		580.68
Dep on Spl Orders		92.00	149.00	397.00		340.00
Accrued Exp Pay		4,509.48	4,509.48			129,382.10
EAA Fund		129,382.10				129,382.10
Mdse Sales				14,433.25		14,433.25
Purchase Disc				344.56		344.56
Mbrshp Dues				1,119.00		1,119.00
Disc on Sales Tax				50.73		50.73
Interest Income				145.78		145.78
Gain on Ticket Sales			.25	328.80		328.55
" " Emp Prog				50.00		50.00
Mdse Purchases			338.60	211.80		126.80
Freight			22.72	3.25		19.47
Salaries/Cont			1,516.23	482.93		1,033.30
" Staff			3,900.65	3,900.65		
FICA Taxes			102.03	28.25		73.78
Unemp Taxes			81.64	75.00		6.64
Telephone				22.65		22.65
Supplies & OffExp			86.48			86.48
Cash Over/Short			13.94	6.64		7.30
Other Expenses			22.05			22.05
Basketball - Men			400.00	520.00		120.00
Totals	\$218,227.29	\$218,227.29	\$78,146.77	\$ 78,146.77	\$218,519.57	\$218,519.57

Tickets on Consignment - \$451.00 (Global Menus)

EMPLOYEE ACTIVITY ASSOCIATION INC.
FINANCIAL STATEMENTS FOR 1983

INDEX:

- Exhibit A Balance Sheet
- Exhibit B Statement of Income and Expenses
- Exhibit B1 Statement of Income and Expenses - Store
- Exhibit C Statement of Income and Expenses Other
than Store
- Exhibit D Statement of Cost of Employee Programs
- Statement 1 Profit on Store Sales



STATINTL

EMPLOYEE ACTIVITY ASSOCIATION INC.
Balance Sheet
31 December 1983 and 1982

ASSETS

	1983	1982
Current Assets:		
Cash on hand and in bank	\$ 74,351.86	\$ 65,501.42
Savings and investments	77,491.29	71,282.75
Accounts receivable	5,750.00	12,500.00
Merchandise inventory	65,583.85	64,221.56
Prepaid expense	2,265.12	2,531.77
Total current assets	<u>\$225,442.12</u>	<u>\$216,037.50</u>
Equipment:		
Equipment	\$ 32,294.50	\$ 32,209.50
Less: Reserve for depreciation	25,023.25	23,117.30
Total	<u>7,271.25</u>	<u>9,092.20</u>
Total Assets	<u><u>\$232,713.37</u></u>	<u><u>\$225,129.70</u></u>

LIABILITIES AND NET WORTH

Current Liabilities:		
Accounts payable - trade	\$ 42,795.90	\$ 53,397.81
Accounts payable - tickets	1,066.80	-0-
Accounts payable - instructors	732.00	616.00
Accounts payable - other	1,935.10	10,400.00
Refunds payable - Redskins '82	364.00	-
Taxes payable	6,170.87	6,005.76
Deposits on special orders	495.99	303.82
Accrued expenses payable	2,835.80	3,324.70
Total current liabilities	<u>\$ 56,396.46</u>	<u>\$ 74,048.09</u>
Net Worth:		
EAA Fund balance, 1 January	\$151,081.61	\$132,981.24
Adjustments during year	36.81	214.01
Net gain for year	25,198.49	17,886.36
EAA Fund balance, 31 December	<u>\$176,316.91</u>	<u>\$151,081.61</u>
Total Liabilities and Net Worth	<u><u>\$232,713.37</u></u>	<u><u>\$225,129.70</u></u>

EMPLOYEE ACTIVITY ASSOCIATION INC.
Statement for the year ended 31 December 1983 & 1982

	1983	1982
Net gain on store operations (Exhibit B1)	\$29,346.19	\$25,180.38
Net loss on other EAA activities (Exhibit C)	(4,147.70)	(7,294.02)
Net gain for year	<u>\$25,198.49</u>	<u>\$17,886.36</u>

EMPLOYEE ACTIVITY ASSOCIATION INC.
Statement of Income and Expenses - Store
For the Years Ended 31 December 1983 and 1982

	1983	1982
Income:		
Merchandise sales	\$655,269.93	\$634,033.22
Inventory, 1 January	\$ 64,221.56	\$ 63,766.97
Purchases	554,232.68	539,009.92
Freight expense	<u>5,031.55</u>	<u>4,182.26</u>
Total	623,485.79	606,959.15
Inventory, 31 December	<u>65,583.85</u>	<u>64,221.56</u>
Cost of merchandise sold	<u>557,901.94</u>	<u>542,737.59</u>
Profit on sales	97,367.99	91,295.63
Add: Purchase discounts	7,262.13	6,784.47
Dealer's tax discount	<u>603.43</u>	<u>583.33</u>
Gross profit on sales	105,233.55	98,663.43
Other Income: (Prorated)		
Membership dues	<u>Percent</u> 40	5,297.40
Interest	60	<u>4,573.57</u>
Gross income from Store	<u>115,148.64</u>	<u>108,534.40</u>
Expenses: (Prorated)		
Salaries/EAA	*	39,568.50
Salaries/Agency	100	29,737.51
Payroll taxes	*	2,838.62
Income taxes	100	3,385.05
Insurance	60	1,978.84
Depreciation	100	1,929.29
Telephone	40	120.00
Supplies & office expense	Actual	2,527.46
Cash short/over	"	50.21
Other expenses	"	10.00
Merchandise losses	"	1,155.98
Insufficient funds	"	<u>52.56</u>
Total expenses		<u>83,354.02</u>
Net gain on Store operations	<u>\$ 29,346.19</u>	<u>\$ 25,180.38</u>

* 60% of accounting office salaries and 100% store salaries

EMPLOYEE ACTIVITY ASSOCIATION INC.
Statement of Income and Expenses Other than Store
For the years ended 31 December 1983 and 1982

	<u>Percent Prorated</u>	1983	1982
Income:			
Membership dues	60	\$ 9,503.40	\$ 7,946.10
Barbershop	100	4,046.31	3,890.43
Interest	40	2,386.33	3,049.05
Gain on tickets	100	-0-	54.00
Gain on employee programs	100	145.00	132.00
Gain on camping equipment	100	549.94	491.50
Total income		<u>\$16,630.98</u>	<u>\$15,563.08</u>
Expenses: Administrative			
Salaries/EAA	*	\$ 8,322.60	\$ 6,388.00
Payroll taxes	*	624.03	458.27
Insurance	40	1,258.76	1,319.22
Telephone	60	-0-	180.00
Supplies & office expense	Actual	663.73	186.88
Cash short/over	"	(1.48)	(11.02)
Employee program expense	"	13.82	-0-
Other expenses	"	249.32	408.52
Total administrative		<u>\$11,130.78</u>	<u>\$ 8,929.87</u>
Budgeted employee programs (Exhibit D)		<u>9,647.90</u>	<u>13,927.23</u>
Total expenses		<u>\$20,778.68</u>	<u>\$22,857.10</u>
Net loss on other EAA activities		<u>(\$3,147.70)</u>	<u>(\$7,294.02)</u>

MEMBERSHIP STATUS

	Sponsors	Patrons	Annual	Total
Totals, 1 January 1983	356	728	2,874	3,958
Sold during year	73	150	3,406	3,629
Removed during year	-11	-137	-2,907	-3,055
Totals, 31 December 1983	<u>418</u>	<u>741</u>	<u>3,373</u>	<u>4,532</u>

* 40% of accounting office salaries

EMPLOYEE ACTIVITY ASSOCIATION INC.
Statement of Cost of Employee Programs

	1983			1982		
	Approved Budget	Fees Collected	Expense	Approved Budget	Fees Collected	Expense
Archery club	\$ 50.00	\$ -	\$ -	\$ 50.00	\$ -	\$ 15.00
Basketball	1,900.00	950.00	1,599.80	2,940.00	1,438.00	2,393.50
Bowling league	150.00	-	-	150.00	-	150.00
Eridge club	25.00	-	-	337.00	-	70.98
Camping	300.00	-	203.55	450.00	-	360.88
Coin club	100.00	-	100.00	50.00	-	50.00
Drama club	500.00	-	500.00	300.00	-	233.53
Fishing club	125.00	3,350.00	(10.00)*	125.00	3,915.00	-
Football league	688.00	470.00	184.89	927.00	390.00	770.31
Glee club	600.00	-	12.01	350.00	-	350.00
Golf league	100.00	-	-	100.00	-	-
Karate club	-	-	-	150.00	-	100.00
Knitting & crochet	25.00	-	-	30.00	-	-
100 mile club	-	-	(175.97)**	-	-	-
October fair	100.00	-	-	100.00	-	32.24
Photo club	60.00	-	60.00	75.00	-	-
Prayer group	100.00	-	-	100.00	-	-
Marathon	200.00	-	-	200.00	-	-
Rifle & pistol club	300.00	-	300.00	150.00	-	-
Softball - men	5,937.00	4,420.00	3,799.55	5,893.00	3,645.00	5,363.07
Softball - women	1,898.00	1,400.00	777.01	2,160.00	1,332.00	1,478.61
Stamp club	100.00	-	100.00	100.00	-	-
Tennis league	225.00	90.00	24.00	100.00	105.00	(105.00)*
Trap & skeet club	300.00	-	300.00	350.00	-	350.00
Volleyball	1,073.00	640.00	984.30	1,384.00	720.00	854.13
Hispanic club	75.00	-	-	75.00	-	-
Basketball/NPIC	900.00	-	-	-	-	-
Softball/NPIC	1,424.00	1,177.00	888.76	1,868.00	980.00	1,317.20
Self improvement	300.00	-	-	200.00	-	142.78
Totals	\$17,555.00	\$12,497.00	\$ 9,647.90	\$18,714.00	\$12,525.00	\$13,927.23

* Excess of fees collected over expenditures

** Disbanded - funds returned

EMPLOYEE ACTIVITY ASSOCIATION INC.
Profit on Store Sales

Year		Gross Profit on		Added Profit		Gross Profit		
		Sales	Mdse. Sold	Trade	Sales Tax	on Sales		
		Amount	% of Sales	Discounts	Discounts	Amount	% of Sales	
1981	January - June	\$229,109.	\$30,915.	13.5	\$2,355.	\$257.	\$33,527.	14.6
	July - December	<u>322,112.</u>	<u>44,431.</u>	13.8	<u>2,659.</u>	<u>248.</u>	<u>47,338.</u>	14.7
	Totals	<u>\$551,221.</u>	<u>\$75,346.</u>	13.7	<u>\$5,014.</u>	<u>\$505.</u>	<u>\$80,865.</u>	14.7
1982	January - June	\$258,298.	\$35,678.	13.8	\$2,564.	\$297.	\$38,539.	14.9
	July - December	<u>375,735.</u>	<u>55,618.</u>	14.8	<u>4,220.</u>	<u>286.</u>	<u>60,124.</u>	16.0
		<u>\$634,033.</u>	<u>\$91,296.</u>	14.4	<u>\$6,784.</u>	<u>\$583.</u>	<u>\$98,663.</u>	15.6
1983	January - June	\$283,210.	\$41,079.	14.5	\$3,875.	\$325.	\$45,279.	15.9
	July - December	<u>372,060.</u>	<u>56,289.</u>	15.1	<u>3,387.</u>	<u>278.</u>	<u>59,954.</u>	16.1
		<u>\$655,270.</u>	<u>\$97,368.</u>	14.8	<u>\$7,262.</u>	<u>\$603.</u>	<u>\$105,233.</u>	16.0

Statement 1

STATINTL

Approved For Release 2003/08/28 : CIA-RDP85-00375R000300160001-2


Next 3 Page(s) In Document Exempt

Approved For Release 2003/08/28 : CIA-RDP85-00375R000300160001-2

EMPLOYEE ACTIVITY ASSOCIATION INC.
FINANCIAL STATEMENTS FOR 1983

INDEX:

- Exhibit A Balance Sheet
- Exhibit B Statement of Income and Expenses
- Exhibit B1 Statement of Income and Expenses - Store
- Exhibit C Statement of Income and Expenses Other
than Store
- Exhibit D Statement of Cost of Employee Programs
- Statement 1 Profit on Store Sales



1/19

STATINTL

EMPLOYEE ACTIVITY ASSOCIATION INC.
Balance Sheet
31 December 1983 and 1982

ASSETS

	1983	1982
Current Assets:		
Cash on hand and in bank	\$ 74,351.86	\$ 65,501.42
Savings and investments	77,491.29	71,282.75
Accounts receivable	5,750.00	12,500.00
Merchandise inventory	65,583.85	64,221.56
Prepaid expense	<u>2,265.12</u>	<u>2,531.77</u>
Total current assets	\$225,442.12	\$216,037.50
Equipment:		
Equipment	\$ 32,294.50	\$ 32,209.50
Less: Reserve for depreciation	<u>25,023.25</u>	<u>23,117.30</u>
Total	7,271.25	9,092.20
Total Assets	<u>\$232,713.37</u>	<u>\$225,129.70</u>

LIABILITIES AND NET WORTH

Current Liabilities:		
Accounts payable - trade	\$ 42,795.90	\$ 53,397.81
Accounts payable - tickets	1,066.80	-0-
Accounts payable - instructors	732.00	616.00
Accounts payable - other	1,935.10	10,400.00
Refunds payable - Redskins '82	364.00	-
Taxes payable	6,170.87	6,005.76
Deposits on special orders	495.99	303.82
Accrued expenses payable	<u>2,835.80</u>	<u>3,324.70</u>
Total current liabilities	\$ 56,396.46	\$ 74,048.09
Net Worth:		
EAA Fund balance, 1 January	\$151,081.61	\$132,981.24
Adjustments during year	36.81	214.01
Net gain for year	<u>25,198.49</u>	<u>17,886.36</u>
EAA Fund balance, 31 December	\$176,316.91	\$151,081.61
Total Liabilities and Net Worth	<u>\$232,713.37</u>	<u>\$225,129.70</u>

EMPLOYEE ACTIVITY ASSOCIATION INC.
Statement for the year ended 31 December 1983 & 1982

	1983	1982
Net gain on store operations (Exhibit B1)	\$29,346.19	\$25,180.38
Net loss on other EAA activities (Exhibit C)	(4,147.70)	(7,294.02)
Net gain for year	<u>\$25,198.49</u>	<u>\$17,886.36</u>

EMPLOYEE ACTIVITY ASSOCIATION INC.
Statement of Income and Expenses - Store
For the Years Ended 31 December 1983 and 1982

	1983	1982
Income:		
Merchandise sales	\$655,269.93	\$634,033.22
Inventory, 1 January	\$ 64,221.56	\$ 63,766.97
Purchases	554,232.68	539,009.92
Freight expense	5,031.55	4,182.26
Total	<u>623,485.79</u>	<u>606,959.15</u>
Inventory, 31 December	65,583.85	64,221.56
Cost of merchandise sold	<u>557,901.94</u>	<u>542,737.59</u>
Profit on sales	97,367.99	91,295.63
Add: Purchase discounts	7,262.13	6,784.47
Dealer's tax discount	603.43	583.33
Gross profit on sales	<u>105,233.55</u>	<u>98,663.43</u>
Other Income: (Prorated)		
	<u>Percent</u>	
Membership dues	40	6,335.60
Interest	60	3,579.49
Gross income from Store		<u>115,148.64</u>
Expenses: (Prorated)		
Salaries/EAA	*	\$ 46,559.90
Salaries/Agency	100	27,466.28
Payroll taxes	*	3,481.44
Income taxes	100	1,582.32
Insurance	60	1,888.14
Depreciation	100	1,905.95
Telephone	40	-0-
Supplies & office expense	Actual	2,359.00
Cash short/over	"	147.85
Other expenses	"	10.00
Merchandise losses	"	275.44
Insufficient funds	"	126.13
Total expenses		<u>85,802.45</u>
Net gain on Store operations		<u><u>\$ 29,346.19</u></u>
		<u><u>\$ 25,180.38</u></u>

* 60% of accounting office salaries and 100% store salaries

EMPLOYEE ACTIVITY ASSOCIATION INC.
Statement of Income and Expenses Other than Store
For the years ended 31 December 1983 and 1982

	<u>Percent Prorated</u>	1983	1982
Income:			
Membership dues	60	\$ 9,503.40	\$ 7,946.10
Barbershop	100	4,046.31	3,890.43
Interest	40	2,386.33	3,049.05
Gain on tickets	100	-0-	54.00
Gain on employee programs	100	145.00	132.00
Gain on camping equipment	100	549.94	491.50
Total income		<u>\$16,630.98</u>	<u>\$15,563.08</u>
Expenses: Administrative			
Salaries/EAA	*	\$ 8,322.60	\$ 6,388.00
Payroll taxes	*	624.03	458.27
Insurance	40	1,258.76	1,319.22
Telephone	60	-0-	180.00
Supplies & office expense	Actual	663.73	186.88
Cash short/over	"	(1.48)	(11.02)
Employee program expense	"	13.82	-0-
Other expenses	"	249.32	408.52
Total administrative		<u>\$11,130.78</u>	<u>\$ 8,929.87</u>
Budgeted employee programs (Exhibit D)		<u>9,647.90</u>	<u>13,927.23</u>
Total expenses		<u>\$20,778.68</u>	<u>\$22,857.10</u>
Net loss on other EAA activities		<u>(\$3,147.70)</u>	<u>(\$7,294.02)</u>

MEMBERSHIP STATUS

	Sponsors	Patrons	Annual	Total
Totals, 1 January 1983	356	728	2,874	3,958
Sold during year	73	150	3,406	3,629
Removed during year	-11	-137	-2,907	-3,055
Totals, 31 December 1983	<u>418</u>	<u>741</u>	<u>3,373</u>	<u>4,532</u>

* 40% of accounting office salaries

EMPLOYEE ACTIVITY ASSOCIATION INC.
Statement of Cost of Employee Programs

	1983			1982		
	Approved Budget	Fees Collected	Expense	Approved Budget	Fees Collected	Expense
Archery club	\$ 50.00	\$ -	\$ -	\$ 50.00	\$ -	\$ 15.00
Basketball	1,900.00	950.00	1,599.80	2,940.00	1,438.00	2,393.50
Bowling league	150.00	-	-	150.00	-	150.00
Bridge club	25.00	-	-	337.00	-	70.98
Camping	300.00	-	203.55	450.00	-	360.88
Coin club	100.00	-	100.00	50.00	-	50.00
Drama club	500.00	-	500.00	300.00	-	233.53
Fishing club	125.00	3,350.00	(10.00)*	125.00	3,915.00	-
Football league	688.00	470.00	184.89	927.00	390.00	770.31
Glee club	600.00	-	12.01	350.00	-	350.00
Golf league	100.00	-	-	100.00	-	-
Karate club	-	-	-	150.00	-	100.00
Knitting & crochet	25.00	-	-	30.00	-	-
100 mile club	-	-	(175.97)**	-	-	-
October fair	100.00	-	-	100.00	-	32.24
Photo club	60.00	-	60.00	75.00	-	-
Prayer group	100.00	-	-	100.00	-	-
Marathon	200.00	-	-	200.00	-	-
Rifle & pistol club	300.00	-	300.00	150.00	-	-
Softball - men	5,937.00	4,420.00	3,799.55	5,893.00	3,645.00	5,363.07
Softball - women	1,898.00	1,400.00	777.01	2,160.00	1,332.00	1,478.61
Stamp club	100.00	-	100.00	100.00	-	-
Tennis league	225.00	90.00	24.00	100.00	105.00	(105.00)*
Trap & skeet club	300.00	-	300.00	350.00	-	350.00
Volleyball	1,073.00	640.00	984.30	1,384.00	720.00	854.13
Hispanic club	75.00	-	-	75.00	-	-
Basketball/NPIC	900.00	-	-	-	-	-
Softball/NPIC	1,424.00	1,177.00	888.76	1,868.00	980.00	1,317.20
Self improvement	300.00	-	-	200.00	-	142.78
Totals	\$17,555.00	\$12,497.00	\$ 9,647.90	\$18,714.00	\$12,525.00	\$13,927.23

* Excess of fees collected over expenditures

** Disbanded - funds returned

EMPLOYEE ACTIVITY ASSOCIATION INC.
Profit on Store Sales

Year		Sales	Gross Profit on Mdse. Sold		Added Profit		Gross Profit on Sales	
			Amount	% of Sales	Trade Discounts	Sales Tax Discounts	Amount	% of Sales
1981	January - June	\$229,109.	\$30,915.	13.5	\$2,355.	\$257.	\$33,527.	14.6
	July - December	<u>322,112.</u>	<u>44,431.</u>	13.8	<u>2,659.</u>	<u>248.</u>	<u>47,338.</u>	14.7
	Totals	<u>\$551,221.</u>	<u>\$75,346.</u>	13.7	<u>\$5,014.</u>	<u>\$505.</u>	<u>\$80,865.</u>	14.7
1982	January - June	\$258,298.	\$35,678.	13.8	\$2,564.	\$297.	\$38,539.	14.9
	July - December	<u>375,735.</u>	<u>55,618.</u>	14.8	<u>4,220.</u>	<u>286.</u>	<u>60,124.</u>	16.0
	Totals	<u>\$634,033.</u>	<u>\$91,296.</u>	14.4	<u>\$6,784.</u>	<u>\$583.</u>	<u>\$98,663.</u>	15.6
1983	January - June	\$283,210.	\$41,079.	14.5	\$3,875.	\$325.	\$45,279.	15.9
	July - December	<u>372,060.</u>	<u>56,289.</u>	15.1	<u>3,387.</u>	<u>278.</u>	<u>59,954.</u>	16.1
	Totals	<u>\$655,270.</u>	<u>\$97,368.</u>	14.8	<u>\$7,262.</u>	<u>\$603.</u>	<u>\$105,233.</u>	16.0

Statement 1

EMPLOYEE ACTIVITY ASSOCIATION INC.
FINANCIAL STATEMENTS FOR THE PERIOD ENDED 30 JUNE 1983

INDEX

Exhibit A	Balance Sheet
Exhibit B	Statement of Income and Expenses
Exhibit B1	Statement of Income and Expenses - Store
Exhibit C	Statement of Income and Expenses other than Store
Statement 1	Profit on Store Sales



STATINTL

EMPLOYEE ACTIVITY ASSOCIATION INC.
Balance Sheet
30 June 1983 and 1982

ASSETS

	1983	1982
Current Assets:		
Cash on hand and in bank	\$ 48,044.30	\$ 51,352.54
Savings and investments	75,502.24	57,842.53
Accounts receivable	86.00	52.00
Merchandise inventory	69,346.23	60,180.39
Prepaid expense	2,733.19	1,688.73
Total current assets	<u>\$195,711.96</u>	<u>\$171,116.19</u>
Equipment:		
Less: Reserve for depreciation	32,294.50	32,209.50
Total	<u>24,033.55</u>	<u>22,213.95</u>
	8,260.95	9,995.55
Total Assets	<u>\$203,972.91</u>	<u>\$181,111.74</u>

LIABILITIES AND NET WORTH

Current Liabilities:		
Accounts payable - trade	\$ 29,819.46	\$ 32,245.73
Accounts payable - tickets	3,793.20	3,383.25
Accounts payable - instructors	571.00	1,116.00
Taxes payable	3,769.61	3,311.76
Deposits on special orders	264.68	296.40
Accrued expenses payable	3,532.30	2,028.78
Total current liabilities	<u>\$ 41,750.25</u>	<u>\$ 42,381.92</u>
Net Worth:		
EAA Fund balance, 1 January	151,081.61	132,981.24
Adjustment during period	52.56	214.01
Net gain during period	11,088.49	5,534.57
EAA Fund balance, 30 June	<u>\$162,222.66</u>	<u>\$138,729.82</u>
Total Liabilities and Net Worth	<u>\$203,972.91</u>	<u>\$181,111.74</u>

EXHIBIT A

EMPLOYEE ACTIVITY ASSOCIATION INC.
Statement for the period ended 30 June 1983 and 1982

	1983	1982
Net gain on Store operations (Exhibit B1)	\$7,639.46	\$4,426.75
Net gain on other EAA activities (Exhibit C)	3,449.03	1,107.82
Net gain for period	<u>\$11,088.49</u>	<u>\$5,534.57</u>

EMPLOYEE ACTIVITY ASSOCIATION INC.
Statement of Income and Expenses - Store
For the period ended 30 June 1983 and 1982

1983 1982

Income:			
Merchandise sales		\$283,209.54	\$258,298.01
Inventory, 1 January	\$ 64,221.56		\$ 63,766.97
Purchases	245,116.87		217,631.86
Freight expense	2,138.73		1,401.53
Total	<u>311,477.16</u>		<u>282,800.36</u>
Inventory, 30 June	<u>69,346.23</u>		<u>60,180.39</u>
Cost of merchandise sold		242,130.93	222,619.97
Profit on sales		<u>41,078.61</u>	<u>35,678.04</u>
Add: Purchase discounts		3,875.47	2,563.89
Dealer's tax discounts		325.09	296.91
Gross profit on sales		<u>45,279.17</u>	<u>38,538.84</u>
Other Income: (Prorated)			
Membership dues	Percent <u>40</u>	3,521.20	3,124.20
Interest	60	2,386.06	2,359.44
Gross income from Store		<u>51,186.43</u>	<u>44,022.48</u>
Expenses: (Prorated)			
Salaries/EAA	*	\$ 23,568.40	\$ 19,597.20
Salaries/Agency	100	12,879.52	13,721.47
Payroll taxes	*	1,915.06	1,430.92
Income taxes	100	1,862.00	1,110.00
Insurance	60	969.35	965.46
Depreciation	100	916.25	1,025.94
Telephone	40	-0-	60.00
Supplies & office expense	Actual	1,258.87	1,082.57
Cash short/over	"	37.89	7.12
Other expenses	"	10.00	10.00
Merchandise losses	100	103.99	539.76
Insufficient funds	100	25.64	45.29
Total expenses		<u>43,546.97</u>	<u>39,595.73</u>
Net gain on Store operations		<u>\$ 7,639.46</u>	<u>\$ 4,426.75</u>

* 60% of accounting office salaries and 100% store salaries

EXHIBIT B1

EMPLOYEE ACTIVITY ASSOCIATION INC.
Statement of Income and Expenses other than Store
For the period ended 30 June 1983 and 1982

	Percent Prorated	1983	1982
Income:			
Membership dues	60	\$ 5,281.80	\$ 4,686.30
Barbershop	100	1,975.65	1,851.14
Interest	40	1,590.71	1,572.96
Gain on tickets	100	-0-	54.00
Gain on employee programs	100	88.00	95.00
Gain on camping equipment	100	226.99	244.75
Total income		<u>\$ 9,163.15</u>	<u>\$ 8,504.15</u>
Expenses: Administrative			
Salaries/EAA	*	\$ 3,997.60	\$ 3,136.80
Payroll taxes	*	327.40	229.67
Insurance	40	646.23	643.64
Telephone	60	-0-	90.00
Supplies & office expense	Actual	267.24	181.16
Cash short/over	"	.51	1.23
Employee program expense	100	8.62	-0-
Other expenses	Actual	249.32	408.52
Total administrative		<u>\$ 5,496.92</u>	<u>\$ 4,691.02</u>
Budgeted Activities:			
Archery club		-0-	15.00
Basketball		1,599.80	2,334.00
Bridge club		-0-	70.98
Camping club		51.78	355.81
Coin club		100.00	-0-
Drama club		500.00	-0-
Fishing club		(415.00)**	(1,040.00)**
Glee club		-0-	350.00
Karate club		-0-	100.00
Rifle & pistol club		300.00	-0-
Softball-men		(1,088.95)**	286.09
Softball-women		(506.99)**	(25.05)**
Tennis league		27.00	-0-
Trap & skeet club		150.00	200.00
Volleyball		72.80	6.00
Softball/NPIC		(573.24)**	(90.30)**
Self improvement		-0-	142.78
Total budgeted activities		<u>\$ 217.20</u>	<u>\$ 2,705.31</u>
Total expenses		<u>\$ 5,714.12</u>	<u>\$ 7,396.33</u>
Net gain on other EAA activities		<u>\$ 3,449.03</u>	<u>\$ 1,107.82</u>

* 40% of accounting office salaries

** Excess of fees collected over expenditures

MEMBERSHIP STATUS

	Sponsors	Patrons	Annual	Total
Totals, 1 January 1983	356	728	2,874	3,958
Sold, 1 January - 30 June 1983	43	99	1,814	1,956
Removed, 1 January - 30 June 1983	-7	-70	-1,689	-1,766
Totals, 30 June 1983	<u>392</u>	<u>757</u>	<u>2,999</u>	<u>4,148</u>

EMPLOYEE ACTIVITY ASSOCIATION INC.
Profit on Store Sales

Year		Sales	Gross Profit on Misc. Sold		Added Profit Trade Sales Tax		Gross Profit on Sales	
			Amount	% of Sales	Discounts	Discounts	Amount	% of Sales
1981	January - June	\$229,109.	\$30,915.	13.5	\$2,355.	\$257.	\$33,527.	14.6
	July - December	322,112.	44,431.	13.8	2,659.	248.	47,338.	14.7
	Totals	<u>\$551,221.</u>	<u>\$75,346.</u>	13.7	<u>\$5,014.</u>	<u>\$505.</u>	<u>\$80,865.</u>	14.7
1982	January - June	\$258,298.	\$35,678.	13.8	\$2,564.	\$297.	\$38,539.	14.9
	July - December	375,735.	55,618.	14.8	4,220.	286.	60,124.	16.0
	Totals	<u>\$634,033.</u>	<u>\$91,296.</u>	14.4	<u>\$6,784.</u>	<u>\$583.</u>	<u>\$98,663.</u>	15.6
1983	January - June	\$283,210.	\$41,079.	14.5	\$3,875.	\$325.	\$45,279.	15.9

EMPLOYEE ACTIVITY ASSOCIATION INC.
FINANCIAL STATEMENTS FOR 1982

INDEX:

Exhibit A	Balance Sheet
Exhibit B	Statement of Income and Expenses
Exhibit B1	Statement of Income and Expenses - Store
Exhibit C	Statement of Income and Expenses Other than Store
Exhibit D	Statement of Cost of Employee Programs
Statement 1	Profit on Store Sales



STATINTL

EMPLOYEE ACTIVITY ASSOCIATION INC.
Balance Sheet
31 December 1982 and 1981

ASSETS

	1982	1981
Current Assets:		
Cash on hand and in bank	\$ 65,501.42	\$ 61,661.29
Savings and investments	71,282.75	53,910.13
Accounts receivable	12,500.00	-0-
Merchandise inventory	64,221.56	63,766.97
Prepaid expense	2,531.77	1,313.82
Total current assets	<u>\$216,037.50</u>	<u>\$180,652.21</u>
Equipment:		
Equipment	32,209.50	32,084.50
Less: Reserve for depreciation	<u>23,117.30</u>	<u>21,188.01</u>
Total	9,092.20	10,896.49
Total Assets	<u><u>\$225,129.70</u></u>	<u><u>\$191,548.70</u></u>

LIABILITIES AND NET WORTH

Current Liabilities:		
Accounts payable - trade	\$ 53,397.81	\$ 48,960.01
Accounts payable - instructors	616.00	1,470.50
Accounts payable - other	10,400.00	388.00
Taxes payable	6,005.76	5,373.83
Deposits on special orders	303.82	157.04
Accrued expenses payable	3,324.70	2,218.08
Total current liabilities	<u>\$ 74,048.09</u>	<u>\$ 58,567.46</u>
Net Worth:		
EAA Fund Balance, 1 January	132,981.24	125,046.68
Adjustment during year	214.01	59.69
Net gain for year	17,886.36	7,874.87
EAA Fund balance, 31 December	<u>\$151,081.61</u>	<u>\$132,981.24</u>
Total Liabilities and Net Worth	<u><u>\$225,129.70</u></u>	<u><u>\$191,548.70</u></u>

EMPLOYEE ACTIVITY ASSOCIATION INC.
 Statement for the period ended 31 December 1982 & 1981

	1982	1981
Net gain on store operations (Exhibit B1)	\$25,180.38	\$19,284.70
Net loss on other EAA activities (Exhibit C)	(7,294.02)	(11,409.83)
Net gain for year	<u>\$17,886.36</u>	<u>\$ 7,874.87</u>

EMPLOYEE ACTIVITY ASSOCIATION INC.
 Statement of Income and Expenses - Store
 For the Years Ended 31 December 1982 and 1981

	1982	1981
Income:		
Merchandise sales	\$634,033.22	\$551,221.46
Inventory, 1 January	\$ 63,766.97	\$ 59,596.90
Purchases	539,009.92	476,965.76
Freight expense	4,182.26	3,079.68
Total	<u>606,959.15</u>	<u>539,642.34</u>
Inventory, 31 December	64,221.56	63,766.97
Cost of merchandise sold	542,737.59	475,875.37
Profit on sales	91,295.63	75,346.09
Add: Purchase discounts	6,784.47	5,013.57
Dealer's tax discount	583.33	505.33
Gross profit on sales	<u>98,663.43</u>	<u>80,864.99</u>
Other Income: (Prorated)		
	<u>Percent</u>	
Membership dues	40	4,494.40
Interest	60	3,336.00
Other income	100	-0-
Gross income from store		<u>91,259.74</u>
Expenses: (Prorated)		
Salaries/EAA	*	\$ 39,568.50
Salaries/Agency	100	29,737.51
Payroll taxes	*	2,838.62
Income taxes	100	3,385.05
Insurance	60	1,978.84
Depreciation	100	1,929.29
Telephone	40	120.00
Supplies & office expense	Actual	2,527.46
Cash short/over	"	50.21
Other expenses	"	10.00
Merchandise losses	100	1,155.98
Insufficient funds	Actual	52.56
Total expenses		<u>83,354.02</u>
Net gain on Store operations	\$ 25,180.38	\$ 19,284.70

* 60% of accounting office salaries and 100% store salaries

EMPLOYEE ACTIVITY ASSOCIATION INC.
Statement of Income and Expenses other than Store
For the Years Ended 31 December 1982 and 1981

	Percent Prorated	1982	1981
Income:			
Membership dues	60	\$ 7,946.10	\$ 6,741.60
Barbershop	100	3,890.43	3,526.49
Interest	40	3,049.05	2,224.00
Gain on tickets	100	54.00	140.15
Gain on employee programs	100	132.00	225.00
Gain on camping equipment	100	491.50	449.75
Total income		<u>\$15,563.08</u>	<u>\$13,306.99</u>
Expenses: Administrative			
Salaries/EAA	*	\$ 6,388.00	\$ 5,870.80
Payroll taxes	*	458.27	432.04
Insurance	40	1,319.22	1,736.49
Telephone	60	180.00	180.00
Supplies & office expense	Actual	186.88	236.19
Cash short/over	"	(11.02)	97.58
Other expenses	"	408.52	615.05
Total administrative		<u>\$ 8,929.87</u>	<u>\$ 9,168.15</u>
Budgeted employee programs (Exhibit D)		13,927.23	15,548.67
Total expenses		<u>\$22,857.10</u>	<u>\$24,716.82</u>
Net loss on other EAA activities		<u>(\$7,294.02)</u>	<u>(\$11,409.83)</u>

MEMBERSHIP STATUS

	Sponsors	Patrons	Annual	Total
Totals, 1 January 1982	327	713	2,814	3,854
Sold during year	47	137	2,905	3,089
Removed during year	-18	-122	-2,845	-2,985
Totals, 31 December 1982	<u>356</u>	<u>728</u>	<u>2,874</u>	<u>3,958</u>

* 40% of accounting office salaries

EMPLOYEE ACTIVITY ASSOCIATION INC.
Statement of Cost of Employee Programs

	1982			1981		
	Approved Budget	Fees Collected	Expense	Approved Budget	Fees Collected	Expense
Archery club	\$ 50.00	\$ -	\$ 15.00	\$ 250.00	\$ -	54.28
Basketball	2,940.00	1,438.00	2,393.50	3,059.00	850.00	2,496.55
Bowling league	150.00	-	150.00	150.00	-	150.00
Bridge clubs	337.00	-	70.98	125.00	-	-0-
Camping	450.00	-	360.88	300.00	-	176.68
Chess club	-	-	-	50.00	-	-0-
Coin club	50.00	-	50.00	100.00	-	100.00
Drama club	300.00	-	233.53	250.00	-	250.00
Fishing club	125.00	3,915.00	-0-	125.00	3,301.00	125.00
Football league	927.00	390.00	770.31	1,110.00	249.00	791.26
Garden club	-	-	-	-	-	(210.76)
Glee club	350.00	-	350.00	-	-	-0-
Golf league	100.00	-	-0-	100.00	-	-0-
Karate club	150.00	-	100.00	150.00	-	150.00
Knitting & crochet	30.00	-	-0-	30.00	-	-0-
October fair	100.00	-	32.24	100.00	-	-0-
Photo club	75.00	-	-0-	-	-	-0-
Prayer Group	100.00	-	-0-	100.00	-	-0-
Rifle & pistol club	150.00	-	-0-	330.00	-	330.00
Softball - men	5,893.00	3,645.00	5,363.07	6,488.00	3,115.00	6,489.92
Softball - women	2,160.00	1,332.00	1,478.61	1,793.00	1,000.00	1,789.83
Stamp club	100.00	-	-0-	150.00	-	150.00
Tennis league	100.00	105.00	(105.00)	100.00	102.00	(41.50)
Trap & skeet club	350.00	-	350.00	200.00	-	200.00
Volleyball	1,384.00	720.00	854.13	1,100.00	804.00	1,090.43
Hispanic club	75.00	-	-0-	75.00	-	75.00
Softball - NPIC	1,868.00	980.00	1,317.20	1,382.00	924.00	1,381.98
Self improvement	200.00	-	142.78	200.00	-	-0-
Marathon race	200.00	-	-0-	-	-	-0-
Totals	\$18,714.00	\$12,525.00	\$13,927.23	\$17,817.00	\$10,345.00	\$15,548.67

EMPLOYEE ACTIVITY ASSOCIATION INC.
Profit on Store Sales

Statement 1

Year		Gross Profit on Mdse. Sold		Added Profit		Gross Profit on Sales	
		Sales	Amount % of Sales	Trade Discounts	Sales Tax Discounts	Amount % of Sales	
1980	January - March	\$ 89,981.	\$11,416. 12.7	\$ 948.	\$124.	\$12,488.	13.9
	April - June	115,367.	15,421. 13.3	1,060.	101.	16,582.	14.3
	July - December	296,561.	38,197. 12.9	3,775.	232.	42,204.	14.2
	Totals	<u>\$501,909.</u>	<u>\$65,034. 13.0</u>	<u>\$5,783.</u>	<u>\$457.</u>	<u>\$71,274.</u>	<u>14.2</u>
1981	January - June	\$229,109.	\$30,915. 13.5	\$2,355.	\$257.	\$33,527.	14.6
	July - December	322,112.	44,431. 13.8	2,659.	248.	47,338.	14.7
	Totals	<u>\$551,221.</u>	<u>\$75,346. 13.7</u>	<u>\$5,014.</u>	<u>\$505.</u>	<u>\$80,865.</u>	<u>14.7</u>
1982	January - June	\$258,298.	\$35,678. 13.8	\$2,564.	\$297.	\$38,539.	14.9
	July - December	375,735.	55,618. 14.8	4,220.	286.	60,124.	16.0
	Totals	<u>\$634,033.</u>	<u>\$91,296. 14.4</u>	<u>\$6,784.</u>	<u>\$583.</u>	<u>\$98,663.</u>	<u>15.6</u>

STATINTL

Approved For Release 2003/08/28 : CIA-RDP85-00375R000300160001-2

Next 2 Page(s) In Document Exempt

Approved For Release 2003/08/28 : CIA-RDP85-00375R000300160001-2

	1	2	3	4	5	6	7	8	9	10
	Profit on Sales - 1982									
1										
2	Japable	13%	10535431							
3		16%	20893761							
4		21%	14621477							
5		25%	3363733							
6			49414402							
7										
8										
9										
10	Jap exempt	13%	55849							
11		16%	4280035							
12		21%	9687657							
13			14023531							
14			+ 494144.02 =		634,379.33					
15					634,033.22	Actual				
16										
17										
18										
19										
20	Key on Register total for Jap exempt Sales was		158,994.89							
21			140,235.31							
22					18,759.58	too much -				
23										
24										
25										
26										
27										
28										
29										
30										

EMPLOYEE ACTIVITY ASSOCIATION INC.
FINANCIAL STATEMENTS FOR THE PERIOD ENDED 30 JUNE 1982

INDEX

Exhibit A	Balance Sheet
Exhibit B	Statement of Income and Expenses
Exhibit B1	Statement of Income and Expenses - Store
Exhibit C	Statement of Income and Expenses other than Store
Statement 1	Profit on Store Sales

STATINTL



EMPLOYEE ACTIVITY ASSOCIATION INC.
Balance Sheet
30 June 1982 and 1981

ASSETS

	1982	1981
Current Assets:		
Cash on hand and in bank	\$ 51,352.54	\$ 30,974.74
Savings and investments	57,842.53	50,583.74
Accounts receivable	52.00	183.75
Merchandise inventory	60,180.39	68,999.11
Tickets on hand	-0-	26.00
Prepaid expense	1,688.73	1,445.93
Total current assets	<u>\$171,116.19</u>	<u>\$152,213.27</u>
Equipment:		
Equipment	32,209.50	31,886.00
Less: Reserve for depreciation	22,213.95	19,832.40
Total	<u>9,995.55</u>	<u>12,053.60</u>
 Total Assets	 <u><u>\$181,111.74</u></u>	 <u><u>\$164,266.87</u></u>

LIABILITIES AND NET WORTH

Current Liabilities:		
Accounts payable - trade	\$ 32,245.73	\$ 28,583.21
Accounts payable - tickets	3,383.25	1,041.25
Accounts payable - instructors	1,116.00	507.00
Taxes payable	3,311.76	3,371.88
Deposits on special orders	296.40	295.36
Accrued expenses payable	2,028.78	1,596.12
Total current liabilities	<u>\$ 42,381.92</u>	<u>\$ 35,394.82</u>
Net Worth:		
EAA Fund balance, 1 January	132,981.24	125,046.68
Adjustment during period	214.01	59.69
Net gain during period	5,534.57	3,765.68
EAA Fund balance, 30 June	<u>\$138,729.82</u>	<u>\$128,872.05</u>
 Total Liabilities and Net Worth	 <u><u>\$181,111.74</u></u>	 <u><u>\$164,266.87</u></u>

EMPLOYEE ACTIVITY ASSOCIATION INC.
Statement for the period ended 30 June 1982 and 1981

	1982	1981
Net gain on store operations (Exhibit B1)	\$4,426.75	\$4,942.64
Net gain or (loss) on other EAA activities (Exhibit C)	\$1,107.82	(\$1,176.96)
Net gain for period	<u>\$5,534.57</u>	<u>\$3,765.68</u>

EMPLOYEE ACTIVITY ASSOCIATION INC.
Statement of Income and Expenses - Store
For the period ended 30 June 1982 and 1981

1982

1981

Income:			
Merchandise sales		\$258,298.01	\$229,109.30
Inventory, 1 January	\$ 63,766.97		\$ 59,596.90
Purchases	217,631.86		206,435.48
Freight expense	1,401.53		1,161.51
Total	<u>282,800.36</u>		<u>267,193.89</u>
Inventory, 30 June	<u>60,180.39</u>		<u>68,999.11</u>
Cost of merchandise sold		<u>222,619.97</u>	<u>198,194.78</u>
Profit on sales		35,678.04	30,914.52
Add: Purchase discounts		2,563.89	2,354.61
Dealer's tax discount		296.91	257.98
Gross profit on sales		<u>38,538.84</u>	<u>33,527.11</u>
Other Income: (Prorated)			
	<u>Percent</u>		
Membership dues	40	3,124.20	2,348.40
Interest	60	2,359.44	1,340.16
Insurance claim	100	-0-	2,564.35
Gross income from store		<u>44,022.48</u>	<u>39,780.02</u>
Expenses: (Prorated)			
Salaries/EAA	*	\$ 19,597.20	\$ 17,553.70
Salaries/Agency	100	13,721.47	12,730.08
Payroll taxes	*	1,430.92	1,342.75
Income taxes	100	1,110.00	-0-
Insurance	60	965.46	614.47
Depreciation	100	1,025.94	1,436.65
Telephone	40	60.00	60.00
Supplies & office expense	Actual	1,082.57	956.03
Cash short/over	"	7.12	2.84
Other expenses	"	10.00	10.00
Merchandise losses	100	539.76	130.86
Insufficient funds	Actual	45.29	-0-
Total expenses		<u>39,595.73</u>	<u>34,837.38</u>
Net gain on store operations		<u>\$ 4,426.75</u>	<u>\$ 4,942.64</u>

* 60% of accounting office salaries and 100% store salaries

EMPLOYEE ACTIVITY ASSOCIATION INC.
Statement of Income and Expenses other than Store
For the period ended 30 June 1982 and 1981

	Percent Prorated	1982	1981
Income:			
Membership dues	60	\$ 4,686.30	\$ 3,522.60
Barbershop	100	1,851.14	1,705.48
Interest	40	1,572.96	893.45
Gain on tickets	100	54.00	194.15
Gain on employee programs	100	95.00	126.00
Gain on camping equipment	100	244.75	263.00
Total income		<u>\$ 8,504.15</u>	<u>\$ 6,704.68</u>
Expenses: Administrative			
Salaries/EAA	*	\$ 3,136.80	\$ 2,877.80
Payroll taxes	*	229.67	220.40
Insurance	40	643.64	409.65
Telephone	60	90.00	90.00
Supplies & office expense	Actual	181.16	67.09
Cash short/over	"	1.23	67.46
Other expenses	"	408.52	590.05
Total administrative		<u>\$ 4,691.02</u>	<u>\$ 4,322.45</u>
Budgeted Activities			
Archery club		15.00	-0-
Ballfield maintenance		-0-	33.13
Basketball		2,334.00	2,496.55
Bridge club		70.98	-0-
Camping		355.81	169.02
Coin club		-0-	100.00
Drama club		-0-	250.00
Fishing club		(1,040.00)**	(216.00)**
Glee club		350.00	-0-
Karate club		100.00	150.00
Softball-men		286.09	616.53
Softball-women		(25.05)**	21.48
Trap & skeet club		200.00	-0-
Volleyball		6.00	(6.00)**
Softball/NPIC		(90.30)**	(55.52)**
Self improvement		142.78	-0-
Total budgeted activities		<u>\$ 2,705.31</u>	<u>\$ 3,559.19</u>
Total expenses		<u>\$ 7,396.33</u>	<u>\$ 7,881.64</u>
Net gain or (loss) on other EAA activities		<u>\$ 1,107.82</u>	<u>(\$1,176.96)</u>

* 40% of accounting office salaries

** Excess of fees collected over expenditures

MEMBERSHIP STATUS

	Sponsors	Patrons	Annual	Total
Totals, 1 January 1982	327	713	2,814	3,854
Sold, 1 January - 30 June 1982	31	81	1,687	1,799
Removed, 1 January - 30 June 1982	-18	-69	-1,555	-1,642
Totals, 30 June 1982	<u>340</u>	<u>725</u>	<u>2,946</u>	<u>4,011</u>

EXHIBIT C


EMPLOYEE ACTIVITY ASSOCIATION INC.
Profit on Store Sales

Year		Gross Profit on		Added Profit		Gross Profit	
		Sales	Mdse. Sold Amount % of Sales	Trade Discounts	Sales Tax Discounts	Amount	% of Sales
1980	January - March	\$ 89,981.	\$11,416. 12.7	\$ 948.	\$124.	\$12,488.	13.9
	April - June	115,367.	15,421. 13.3	1,060.	101.	16,582.	14.3
	July - December	296,561.	38,197. 12.9	3,775.	232.	42,204.	14.2
	Totals	<u>\$501,909.</u>	<u>\$65,034. 13.0</u>	<u>\$5,783.</u>	<u>\$457.</u>	<u>\$71,274.</u>	14.2
1981	January - June	\$229,109.	\$30,915. 13.5	\$2,355.	\$257.	\$33,527.	14.6
	July - December	322,112.	44,431. 13.8	2,659.	248.	47,338.	14.7
	Totals	<u>\$551,221.</u>	<u>\$75,346. 13.7</u>	<u>\$5,014.</u>	<u>\$505.</u>	<u>\$80,865.</u>	14.7
1982	January - June	\$258,298.	\$35,678. 13.8	\$2,564.	\$297.	\$38,539.	14.9

EMPLOYEE ACTIVITY ASSOCIATION INC.
FINANCIAL STATEMENTS FOR 1981

INDEX:

Exhibit A	Balance Sheet
Exhibit B	Statement of Income and Expenses
Exhibit B1	Statement of Income and Expenses - Store
Exhibit C	Statement of Income and Expenses Other than Store
Exhibit D	Statement of Cost of Employee Programs
Statement 1	Profit on Store Sales



STATINTL

EMPLOYEE ACTIVITY ASSOCIATION INC.
Balance Sheet
31 December 1981 and 1980

ASSETS

	1981	1980
Current Assets:		
Cash on hand and in bank	\$ 61,661.29	\$ 44,638.37
Savings and investments	53,910.13	45,236.09
Accounts receivable	-0-	(109.40)
Merchandise inventory	63,766.97	59,596.90
Prepaid expense	<u>1,313.82</u>	<u>2,405.05</u>
Total current assets	\$180,652.21	\$151,767.01
Equipment	\$ 32,084.50	\$ 31,886.00
Less: Reserve for depreciation	<u>21,188.01</u>	<u>18,395.75</u>
Total	10,896.49	13,490.25
Total Assets	<u>\$191,548.70</u>	<u>\$165,257.26</u>

LIABILITIES AND NET WORTH

Current Liabilities:		
Accounts payable - trade	\$ 48,960.01	\$ 29,337.78
Accounts payable - tickets	-0-	1,557.12
Accounts payable - instructors	1,470.50	1,808.00
Accounts payable - other	388.00	550.00
Taxes payable	5,373.83	4,873.65
Deposits on special orders	157.04	256.88
Accrued expenses payable	<u>2,218.08</u>	<u>1,827.15</u>
Total current liabilities	\$ 58,567.46	\$ 40,210.58
Net Worth:		
EAA Fund balance, 1 January	\$125,046.68	\$120,188.85
Adjustment, 1st quarter	59.69	356.65
Net gain for period	<u>7,874.87</u>	<u>4,501.18</u>
EAA Fund balance, 31 December	\$132,981.24	\$125,046.68
Total Liabilities and Net Worth	<u>\$191,548.70</u>	<u>\$165,257.26</u>

EMPLOYEE ACTIVITY ASSOCIATION INC.
Statement for the period ended 31 December 1981 & 1980

	1981	1980
Net gain on store operations (Exhibit B1)	\$19,284.70	\$12,671.86
Net (loss) on other EAA activities (Exhibit C)	(11,409.83)	(8,170.68)
Net gain for year	<u>\$ 7,874.87</u>	<u>\$ 4,501.18</u>

EMPLOYEE ACTIVITY ASSOCIATION INC.
Statement of Income and Expenses - Store
For the Years Ended 31 December 1981 and 1980

	1981	1980
Income:		
Merchandise sales	\$551,221.46	\$501,909.27
Inventory, 1 January	\$ 59,596.90	\$ 59,455.49
Purchases	476,965.76	434,279.24
Freight expense	3,079.68	2,737.09
Total	<u>539,642.34</u>	<u>496,471.82</u>
Inventory, 31 December	63,766.97	59,596.90
Cost of merchandise sold	<u>475,875.37</u>	<u>436,874.92</u>
Profit on sales	75,346.09	65,034.35
Add: Purchase discounts	5,013.57	5,782.71
Dealer's tax discount	<u>505.33</u>	<u>457.00</u>
Gross profit on sales	80,864.99	71,274.06
Other Income: (Prorated)		
	<u>Percent</u>	
Membership dues	40	4,494.40
Interest	60	3,336.00
Insurance claim	100	2,564.35
Gross income from store		<u>\$ 91,259.74</u>
		6,171.60
		1,953.00
		-0-
		<u>\$ 79,398.66</u>
Expenses: (Prorated)		
Salaries/EAA	*	\$ 35,245.20
Salaries/Agency	100	26,333.34
Payroll taxes	*	2,589.18
Depreciation	100	2,792.26
Insurance	60	2,604.74
Telephone	40	120.00
Supplies & office expense	Actual	1,945.63
Cash short (over)	"	(2.93)
Other expenses	"	10.00
Merchandise losses	100	337.62
Total expenses		<u>71,975.04</u>
		\$ 33,241.80
		23,044.96
		2,181.68
		3,149.33
		2,654.67
		120.00
		1,801.27
		.35
		110.00
		<u>422.74</u>
		66,726.80
Net gain on store operations	<u>\$ 19,284.70</u>	<u>\$ 12,671.86</u>

* 60% of accounting office salaries and 100 % store salaries

EMPLOYEE ACTIVITY ASSOCIATION INC.
Statement of Income and Expenses Other than Store
For the Years Ended 31 December 1981 and 1980

	<u>Percent Prorated</u>	1981	1980
Income:			
Membership dues	60	\$ 6,741.60	\$ 9,257.40
Barbershop	100	3,526.49	2,962.32
Interest	40	2,224.00	1,301.99
Gain on tickets	100	140.15	2,320.80
Gain on employee programs	100	225.00	305.50
Gain on camping equipment	100	449.75	569.00
Total income		<u>\$13,306.99</u>	<u>\$16,717.01</u>
Expenses: Administrative			
Salaries EAA	*	\$ 5,870.80	\$ 6,842.20
Payroll taxes	*	432.04	450.02
Insurance	40	1,736.49	1,769.78
Telephone	60	180.00	180.00
Supplies & office expense	Actual	236.19	417.86
Cash short/over	"	97.58	30.95
Employee program expense	100	-0-	22.80
Other expenses	Actual	615.05	319.77
Insufficient funds	"	-0-	59.69
Ballfield maintenance	100	-0-	3,139.65
Total administrative		<u>\$ 9,168.15</u>	<u>\$13,232.72</u>
Budgeted employee programs (Exhibit D)		<u>15,548.67</u>	<u>11,654.97</u>
Total expenses		<u>\$24,716.82</u>	<u>\$24,887.69</u>
Net (loss) on other EAA activities		<u>(\$11,409.83)</u>	<u>(\$ 8,170.68)</u>

MEMBERSHIP STATUS

	<u>Sponsors</u>	<u>Patrons</u>	<u>Annual</u>	<u>Total</u>
Totals, 1 January 1981	290	679	3,828	4,797
Sold during year	37	148	2,845	3,030
Expired during year	-	-114	-3,859	-3,973
Totals, 31 December 1981	<u>327</u>	<u>713</u>	<u>2,814</u>	<u>3,854</u>

* 40% of accounting office salaries

EMPLOYEE ACTIVITY ASSOCIATION INC.
Statement of Cost of Employee Programs

1981

1980

	Approved Budget	Fees Collected	Expense	Approved Budget	Fees Collected	Expense
Archery club	\$ 250.00	-	\$ 54.28			
Basketball	3,059.00	850.00	2,496.55	\$ 3,019.00	850.00	2,439.94
Bowling league	150.00	-	150.00	150.00	-	-0-
Bridge clubs	125.00	-	-0-	110.00	-	-0-
Camping	300.00	-	176.68	300.00	-	86.15
Chess club	50.00	-	-0-	100.00	-	-0-
Coir club	100.00	-	100.00	50.00	-	50.00
Drama club	250.00	-	250.00	40.00	-	38.70
Fishing club	125.00	3,301.00	125.00	125.00	1,415.50	34.00
Football league	1,110.00	249.00	791.26	1,263.00	175.00	616.73
Garden club	-	-	(210.76)	-	-	-
Glee club	-	-	-	600.00	-	600.00
Golf league	100.00	-	-0-	100.00	-	-0-
Karate club	150.00	-	150.00	100.00	-	-0-
Knitting & crochet	30.00	-	-0-	25.00	-	-0-
100 mile club	-	-	-	100.00	-	-0-
October fair	100.00	-	-0-	100.00	-	20.79
Photo club	-	-	-	150.00	-	150.00
Prayer group	100.00	-	-0-	100.00	-	-0-
Rifle & pistol club	330.00	-	330.00	150.00	-	-0-
Softball - men	6,488.00	3,115.00	6,489.92	5,622.00	1,980.00	4,978.82
Softball - women	1,793.00	1,000.00	1,789.83	1,793.00	600.00	1,113.30
Stamp club	150.00	-	150.00	175.00	-	175.00
Tennis league	100.00	102.00	(41.50)	100.00	84.00	13.50
Trap & skeet club	200.00	-	200.00	200.00	-	200.00
Volleyball	1,100.00	804.00	1,090.43	818.00	720.00	464.04
Hispanic club	75.00	-	75.00	50.00	-	-0-
Basketball/NPIC	-	-	-	400.00	-	-0-
Football/NPIC	-	-	-	535.00	-	-0-
Softball/NPIC	1,382.00	924.00	1,381.98	2,210.00	600.00	674.00
Volleyball/NPIC	-	-	-	500.00	-	-0-
Self improvement	200.00	-	-0-	200.00	-	-0-
Totals	\$17,817.00	\$10,345.00	\$15,548.67	\$19,185.00	\$6,424.50	\$11,654.97

EMPLOYEE ACTIVITY ASSOCIATION INC.
Profit on Store Sales

Year		Gross Profit on			Added Profit		Gross Profit	
		Sales	Mdse. Sold Amount % of Sales		Trade Discounts	Sales Tax Discounts	on Sales Amount % of Sales	
1979	January - March	\$ 69,092.	\$ 9,203.	13.3	\$1,316.	\$ 89.	\$10,608.	15.3
	April - June	88,892.	9,086.	10.2	756.	80.	9,922.	11.2
	July - September	88,406.	11,584.	13.1	927.	86.	12,597.	14.2
	October - December	174,488.	25,423.	14.5	1,592.	126.	27,141.	15.5
	Totals	<u>\$420,878.</u>	<u>\$55,296.</u>	13.1	<u>\$4,591.</u>	<u>\$381.</u>	<u>\$60,268.</u>	14.3
1980	January - March	\$ 89,981.	\$11,416.	12.7	\$ 948.	\$124.	\$12,488.	13.9
	April - June	115,367.	15,421.	13.3	1,060.	101.	16,582.	14.3
	July - December	296,561.	38,197.	12.9	3,775.	232.	42,204.	14.2
	Totals	<u>\$501,909.</u>	<u>\$65,034.</u>	13.0	<u>\$5,783.</u>	<u>\$457.</u>	<u>\$71,274.</u>	14.2
	1981	January - June	\$229,109.	\$30,915.	13.5	\$2,355.	\$257.	\$33,527.
July - December		322,112.	44,431.	13.8	2,659.	248.	47,338.	14.7
Totals		<u>\$551,221.</u>	<u>\$75,346.</u>	13.7	<u>\$5,014.</u>	<u>\$505.</u>	<u>\$80,865.</u>	14.7

EMPLOYEE ACTIVITY ASSOCIATION INC.
FINANCIAL STATEMENTS FOR THE PERIOD ENDED 30 JUNE 1981

INDEX

Exhibit A	Balance Sheet
Exhibit B	Statement of Income and Expenses
Exhibit B1	Statement of Income and Expenses - Store
Exhibit C	Statement of Income and Expenses other than Store
Statement 1	Profit on Store Sales

STATINTL



EMPLOYEE ACTIVITY ASSOCIATION INC.
Balance Sheet
30 June 1981 and 1980

ASSETS

	1981	1980
Current Assets:		
Cash on hand and in bank	\$ 30,974.74	\$ 37,680.57
Savings and investments	50,583.74	43,239.95
Accounts receivable	183.75	(356.65)
Merchandise inventory	68,999.11	56,536.30
Tickets on hand	26.00	-0-
Prepaid expense	1,445.93	3,107.76
Total current assets	<u>\$152,213.27</u>	<u>\$140,207.93</u>
Equipment:	\$ 31,886.00	\$ 31,886.00
Less: Reserve for depreciation	19,832.40	16,834.36
Total	<u>12,053.60</u>	<u>15,051.64</u>
Total Assets	<u><u>\$164,266.87</u></u>	<u><u>\$155,259.57</u></u>

LIABILITIES AND NET WORTH

Current Liabilities:		
Accounts payable - trade	\$ 28,583.21	\$ 23,150.99
Accounts payable - tickets	1,041.25	7,979.96
Accounts payable - instructors	507.00	558.00
Taxes payable	3,371.88	2,934.04
Deposits on special orders	295.36	296.40
Accrued expenses payable	1,596.12	1,082.14
Total current liabilities	<u>\$ 35,394.82</u>	<u>\$ 36,001.53</u>
Net Worth:		
EAA Fund balance, 1 January	\$125,046.68	\$120,188.85
Adjustment, 1st quarter	59.69	-0-
Net gain or (loss) for period	3,765.68	(930.81)
EAA Fund balance, 30 June	<u>\$128,872.05</u>	<u>\$119,258.04</u>
Total Liabilities and Net Worth	<u><u>\$164,266.87</u></u>	<u><u>\$155,259.57</u></u>

EMPLOYEE ACTIVITY ASSOCIATION INC.
Statement for the period ended 30 June 1981 & 1980

	1981	1980
Net gain on store operations (Exhibit B1)	\$4,942.64	\$ 554.39
Net (loss) on other EAA activities (Exhibit C)	(1,176.96)	(1,485.20)
Net gain or (loss) for period	<u>\$3,765.68</u>	<u>(\$ 930.91)</u>

EXHIBIT B

EMPLOYEE ACTIVITY ASSOCIATION INC.
Statement of Income and Expenses - Store
For the period ended 30 June 1981 and 1980

	1981	1980
Income:		
Merchandise sales	\$229,109.30	\$205,348.20
Inventory, 1 January	\$ 59,596.90	\$ 59,455.49
Purchases	206,435.48	174,541.91
Freight expense	<u>1,161.51</u>	<u>1,050.07</u>
Total	267,193.89	235,047.47
Inventory, 30 June	<u>68,999.11</u>	<u>56,536.30</u>
Cost of merchandise sold	<u>198,194.78</u>	<u>178,511.17</u>
Profit on sales	30,914.52	26,837.00
Add: Purchase discounts	2,354.61	2,008.00
Dealer's tax discount	<u>257.98</u>	<u>224.90</u>
Gross profit on sales	<u>33,527.11</u>	<u>29,070.00</u>
Other Income: (Prorated)		
	<u>Percent</u>	
Membership dues	40	2,348.40
Interest	60	1,340.16
Insurance claim	100	<u>2,564.35</u>
Gross income from store		<u>33,398.11</u>
Expenses: (Prorated)		
Salaries/EAA	*	\$ 17,553.70
Salaries/Agency	100	12,730.08
Payroll taxes	*	1,342.75
Insurance	60	614.47
Depreciation	100	1,436.65
Telephone	40	60.00
Supplies and office expense	Actual	956.03
Cash short/over	"	2.84
Other expenses	"	10.00
Merchandise losses	100	<u>130.86</u>
Total expenses		<u>34,837.38</u>
Net gain on store operations		<u><u>\$ 4,942.64</u></u>
		<u><u>\$ 554.30</u></u>

* 60% of accounting office salaries and 100% store salaries

EMPLOYEE ACTIVITY ASSOCIATION INC.
Statement of Income and Expenses other than Store
For the period ended 30 June 1981 and 1980

	Percent Prorated	1981	1980
Income:			
Membership dues	60	\$ 3,522.60	\$ 5,359.20
Barbershop	100	1,705.48	1,551.97
Interest	40	893.45	503.54
Gain on tickets	100	194.15	1,214.56
Gain on employee programs	100	126.00	151.50
Gain on camping equipment	100	263.00	332.00
Total income		<u>\$ 6,704.68</u>	<u>\$ 9,112.77</u>
Expenses: Administrative			
Salaries/EAA	*	\$ 2,877.80	\$ 3,437.20
Payroll taxes	*	220.40	230.96
Insurance	40	409.65	681.10
Telephone	60	90.00	90.00
Supplies and office expense	Actual	67.09	224.24
Cash short/over	"	67.46	20.29
Other expenses	"	590.05	319.77
Total administrative		<u>\$ 4,322.45</u>	<u>\$ 5,003.56</u>
Budgeted Activities			
Ballfield maintenance		\$ 33.13	\$ 3,139.65
Basketball		2,496.55	2,088.44
Camping		169.02	86.15
Coin club		100.00	50.00
Drama club		250.00	14.20
Fishing club		(216.00)**	(405.00)**
Karate club		150.00	-0-
Softball - men		616.53	1,263.47
Softball - women		21.48	(532.50)**
Stamp club		-0-	175.00
Tennis league		-0-	(84.00)**
Trap and skeet club		=0-	100.00
Volleyball		(6.00)**	-0-
Softball/NPIC		(55.52)**	(301.00)**
Total budgeted activities		<u>\$ 3,559.19</u>	<u>\$ 5,594.41</u>
Total expenses		<u>\$ 7,881.64</u>	<u>\$10,597.97</u>
Net gain or (loss) on other EAA activities		<u>(\$ 1,176.96)</u>	<u>(\$ 1,485.20)</u>

* 40% of accounting office salaries

** Excess of fees collected over expenditures

MEMBERSHIP STATUS

	<u>Sponsors</u>	<u>Patrons</u>	<u>Annual</u>	<u>Total</u>
Totals, 1 January 1981	290	679	3,828	4,797
Sold, 1 January - 30 June 1981	18	63	1,555	1,636
Removed, 1 January - 30 June 1981	0	-65	-2,239	-2,304
Totals, 30 June 1981	308	677	3,144	4,129

EMPLOYEE ACTIVITY ASSOCIATION INC.
Profit on Store Sales

Statement 1

Year	Sales	Gross Profit on Mdse. Sold		Added Profit		Gross Profit on Sales		
		Amount	% of Sales	Trade Discounts	Sales Tax Discounts	Amount	% of Sales	
1979	January - March	\$ 69,092.	\$ 9,203.	13.3	\$1,316.	\$ 89.	\$10,608.	15.3
	April - June	88,892.	9,086.	10.2	756.	80.	9,922.	11.2
	July - September	88,406	11,584.	13.1	927.	86.	12,597.	14.2
	October - December	174,488.	25,423.	14.5	1,592.	126.	27,141.	15.5
	Totals	<u>\$420,878.</u>	<u>\$55,296.</u>	13.1	<u>\$4,591.</u>	<u>\$381.</u>	<u>\$60,268.</u>	14.3
1980	January - March	\$ 89,981.	\$11,416.	12.7	\$ 948.	\$124.	\$12,488.	13.9
	April - June	115,367.	15,421.	13.3	1,060.	101.	16,582.	14.3
	July - December	296,561.	38,197.	12.9	3,775.	232.	42,204.	14.2
	Totals	<u>\$501,909.</u>	<u>\$65,034.</u>	13.0	<u>\$5,783.</u>	<u>\$457.</u>	<u>\$71,274.</u>	14.2
1981	January - June	\$229,109.	\$30,915.	13.5	\$2,355.	\$257.	\$33,527	14.6

STATINTL

Approved For Release 2003/08/28 : CIA-RDP85-00375R000300160001-2


Next 2 Page(s) In Document Exempt

Approved For Release 2003/08/28 : CIA-RDP85-00375R000300160001-2

EMPLOYEE ACTIVITY ASSOCIATION INC.
FINANCIAL STATEMENTS FOR THE YEAR 1980

INDEX:

- Exhibit A Balance Sheet
- Exhibit B Statement of Income and Expenses
- Exhibit C Statement of Income and Expenses Other than Store
- Exhibit D Statement of Cost of Employee Programs
- Statement 1 Profit on Store Sales



AAA Accounting Office

STATINTL

EMPLOYEE ACTIVITY ASSOCIATION INC.
Balance Sheet
31 December 1980 and 1979

ASSETS

	1980	1979
Current Assets:		
Cash on hand and in bank	\$ 44,638.37	\$ 35,853.57
Savings and investments	45,236.09	41,981.10
Accounts receivable	(109.40)	91.62
Merchandise inventory	59,596.90	59,455.49
Prepaid expense	<u>2,405.05</u>	<u>542.50</u>
Total current assets	\$151,767.01	\$137,924.28
Equipment:		
Less: Reserve for depreciation	31,886.00	30,356.00
Total	<u>18,395.75</u>	<u>15,246.42</u>
	13,490.25	15,109.58
Total Assets	<u>\$165,257.26</u>	<u>\$153,033.86</u>

LIABILITIES AND NET WORTH

Current Liabilities:		
Accounts payable - trade	\$ 29,337.78	\$ 24,375.52
Accounts payable - tickets	1,557.12	1,578.26
Accounts payable - instructors	1,808.00	679.50
Accounts payable - other	550.00	550.00
Taxes payable	4,873.65	4,160.22
Deposits on special orders	256.88	449.22
Accrued expenses payable	<u>1,827.15</u>	<u>1,052.29</u>
Total liabilities	\$ 40,210.58	\$ 32,845.01
Net Worth:		
EAA Fund Balance, 1 January	\$120,188.85	\$175,072.65
Adjustment during year	356.65	(63,700.00)
Net gain for the year	<u>4,501.18</u>	<u>8,816.20</u>
EAA Fund Balance, 31 December	\$125,046.68	\$120,188.85
Total Liabilities and Net Worth	<u>\$165,257.26</u>	<u>\$153,033.86</u>

EMPLOYEE ACTIVITY ASSOCIATION INC.
Statement of Income and Expenses
For the Years Ended 31 December 1980 and 1979

1980

1979

Income:			
Merchandise sales		\$501,909.27	\$420,878.20
Inventory, 1 January	\$ 59,455.49		\$ 43,480.05
Purchases	434,279.24		379,098.96
Freight expense	2,737.09		2,458.52
Total	<u>496,471.82</u>		<u>425,037.53</u>
Inventory, 31 December	59,596.90		59,455.49
Cost of merchandise sold		<u>436,874.92</u>	<u>365,582.04</u>
Profit on sales		65,034.35	55,296.16
Add: Purchase discounts		5,782.71	4,591.05
Dealer's tax discount		457.00	381.24
Gross profit on sales		<u>71,274.06</u>	<u>60,268.45</u>
Other Income: (Prorated)	Percent		
Membership dues	40	6,171.60	6,236.40
Interest	60	<u>1,953.00</u>	<u>1,895.99</u>
Gross income from store		79,398.66	68,400.84
Expenses: (Prorated)			
Salaries/EAA	*	\$ 33,241.80	\$ 27,665.35
Salaries/Agency	100	23,044.96	16,047.06
Salaries/Misc.	100	-	3,380.12
Payroll taxes	*	2,181.68	1,769.17
Depreciation	100	3,149.33	3,193.37
Insurance	60	2,654.67	1,402.46
Telephone	40	120.00	120.00
Supplies & office expense	Actual	1,801.27	1,686.69
Cash short/over	"	.35	48.47
Other expenses	"	110.00	197.14
Merchandise losses	100	<u>422.74</u>	<u>695.38</u>
Total expenses		<u>66,726.80</u>	<u>56,205.21</u>
Net gain on store operations		\$ 12,671.86	\$ 12,195.63
Net (loss) on other EAA Activities (Exhibit C)		(8,170.68)	(3,379.43)
Net gain for the year		<u>\$ 4,501.18</u>	<u>\$ 8,816.20</u>

* 60% of accounting office salaries and 100% store salaries

EXHIBIT B

EMPLOYEE ACTIVITY ASSOCIATION INC.
Statement of Income and Expenses Other than Store
For the Years Ended 31 December 1980 and 1979

	<u>Percent Prorated</u>	1980	1979
Income:			
Membership dues	60	\$ 9,257.40	\$ 9,354.60
Barbershop	100	2,962.32	3,180.95
Interest	40	1,301.99	1,263.99
Gain on tickets	100	2,320.80	2,568.80
Gain on employee programs	100	305.50	221.00
Gain on camping equipment	100	569.00	506.25
Total income		<u>\$16,717.01</u>	<u>\$17,095.59</u>
Expenses: Administrative			
Salaries/EAA	*	\$ 6,842.20	\$ 5,967.90
Payroll taxes	*	450.02	388.36
Insurance	40	1,769.78	934.98
Telephone	60	180.00	180.00
Supplies & office expense	Actual	417.86	125.20
Cash short/over	"	30.95	106.99
Employee program expenses	100	22.80	187.68
Other expenses	Actual	319.77	250.40
Insufficient funds	"	59.69	-0-
Ballfield maintenance	100	3,139.65	-0-
Total administrative		<u>\$13,232.72</u>	<u>\$ 8,141.51</u>
Budgeted employee programs (Exh. D)		<u>11,654.97</u>	<u>12,333.51</u>
Total expense		<u>\$24,887.69</u>	<u>\$20,475.02</u>
Net (loss) on other EAA activities		<u>(\$ 8,170.68)</u>	<u>(\$ 3,379.43)</u>

MEMBERSHIP STATUS

	<u>Sponsors</u>	<u>Patrons</u>	<u>Annual</u>	<u>Total</u>
Totals, 1 January 1980	237	597	4,004	4,838
Sold during year	60	197	3,860	4,117
Expired during year	-7	-115	-4,036	-4,158
Totals, 31 December 1980	<u>290</u>	<u>679</u>	<u>3,828</u>	<u>4,797</u>

* 40% of accounting office salaries

EMPLOYEE ACTIVITY ASSOCIATION INC.
Statement of Cost of Employee Programs

	1980			1979		
	<i>Authorized</i> Approved GRANT Budget	Fees Collected	<i>Grant</i> Expense	Approved Budget	Fees Collected	Expense
Basketball	\$ 3,019.00	\$ 850.00	\$ 2,439.94	\$ 2,668.00	\$ 560.00	\$ 2,032.65
Bowling league	150.00	-	-0-	150.00	-	150.00
Bridge club	110.00	-	-0-	120.00	-	92.30
Camping	300.00	-	86.15	300.00	-	220.17
Chess club	100.00	-	-0-	100.00	-	-0-
Coin club	50.00	-	50.00	-	-	-
Drama club	40.00	-	38.70	-	-	-
Fishing club	125.00	1,415.50	34.00	125.00	756.00	37.01
Football league	1,263.00	175.00	616.73	1,263.00	210.00	874.61
Glee club	600.00	-	600.00	400.00	-	400.00
Golf club	100.00	-	-0-	100.00	-	-0-
Karate club	100.00	-	-0-	100.00	-	100.00
Knitting & crochet	25.00	-	-0-	-	-	-
100 mile club	100.00	-	-0-	100.00	-	-0-
October Fair	100.00	-	20.79	50.00	-	-0-
Photo club	150.00	-	150.00	150.00	-	150.00
Prayer Group	100.00	-	-0-	100.00	-	100.00
Rifle & Pistol club	150.00	-	-0-	150.00	-	-0-
Softball - men	5,622.00	1,980.00	4,978.82	5,313.00	1,485.00	4,657.93
Softball - women	1,793.00	600.00	1,113.30	1,275.00	540.00	1,274.08
Stamp club	175.00	-	175.00	175.00	-	175.00
Tennis club	100.00	84.00	13.50	100.00	-	100.00
Trap & Skeet club	200.00	-	200.00	200.00	-	200.00
Volleyball	818.00	720.00	464.04	836.00	735.00	434.96
Hispanic club	50.00	-	-0-	43.00	-	43.00
Basketball/NPIC	400.00	-	-0-	430.00	-	-0-
Football/NPIC	535.00	-	-0-	535.00	-	-0-
Softball/NPIC	2,210.00	600.00	674.00	2,210.00	450.00	1,291.80
Volleyball/NPIC	500.00	-	-0-	500.00	-	-0-
Self improvement	200.00	-	-0-	200.00	-	-0-
Totals	\$19,185.00	\$6,424.50	\$11,654.97	\$17,693.00	\$4,736.00	\$12,333.51

12728

EMPLOYEE ACTIVITY ASSOCIATION INC.
Profit on Store Sales

Year	Sales	Gross Profit on Mdse. Sold		Added Profit		Gross Profit on Sales		
		Amount	% of Sales	Trade Discounts	Sales Tax Discounts	Amount	% of Sales	
1978	January - March	\$ 71,405.	\$11,769.	16.4	\$1,200.	\$101.	\$13,070.	18.3
	April - June	94,686.	9,779.	10.3	895.	90.	10,764.	11.3
	July - September	79,588.	12,396.	15.6	848.	82.	13,326.	16.7
	October - December	130,635.	19,246.	14.7	1,186.	93.	20,524.	15.7
	Totals	\$376,314.	\$53,190.	14.1	\$4,129.	\$366.	\$57,684.	15.3
1979	January - March	\$ 69,092.	\$ 9,203.	13.3	\$1,316.	\$ 89.	\$10,608.	15.3
	April - June	88,892.	9,086.	10.2	756.	80.	9,922.	11.2
	July - September	88,406.	11,584.	13.1	927.	86.	12,597.	14.2
	October - December	174,488.	25,423.	14.5	1,592.	126.	27,141.	15.5
	Totals	\$420,878.	\$55,296.	13.1	\$4,591.	\$381.	\$60,268.	14.3
1980	January - March	\$ 89,981.	\$11,416.	12.7	\$ 948.	\$124.	\$12,488.	13.9
	April - June	115,367.	15,421.	13.3	1,060.	101.	16,582.	14.3
	July - September	296,561.	38,197.	12.9	3,775.	232.	42,204.	14.2
	October - December							
	Totals	\$501,909.	\$65,034.	13.0	\$5,783.	\$457.	\$71,274.	14.2


Statement 1

file

EMPLOYEE ACTIVITY ASSOCIATION INC.
FINANCIAL STATEMENTS FOR THE PERIOD ENDED 30 JUNE 1980

INDEX

- Exhibit A Balance sheet
- Exhibit B Statement of Income and Expenses
- Exhibit C Statement of Income and Expenses Other than Store
- Statement 1 Profit on Store Sales



STATINTL

EMPLOYEE ACTIVITY ASSOCIATION INC.
Balance Sheet
30 June 1980 and 1979

ASSETS

	1980	1979
Current Assets:		
Cash on hand and in bank	\$ 37,680.57	\$ 29,696.85
Savings and investments	43,239.95	40,371.18
Accounts receivable	(356.65)	32.20
Tickets on hand	-	528.00
Merchandise inventory	56,536.30	57,529.21
Prepaid expense	3,107.76	1,141.13
Total current assets	<u>\$140,207.93</u>	<u>\$129,298.57</u>
Equipment:	\$ 31,886.00	\$ 30,356.00
Less: Reserve for depreciation	16,834.36	13,591.74
Total	<u>\$ 15,051.64</u>	<u>\$ 16,764.26</u>
Total Assets	<u>\$155,259.57</u>	<u>\$146,062.83</u>

LIABILITIES AND NET WORTH

Current Liabilities:		
Accounts payable - trade	\$ 23,150.99	\$ 24,544.74
Accounts payable - tickets	7,979.96	6,107.92
Accounts payable - instructors	558.00	1,176.50
Taxes payable	2,934.04	1,873.91
Deposits on special orders	296.40	436.00
Accrued expenses payable	1,082.14	2,167.33
Total current liabilities	<u>\$ 36,001.53</u>	<u>\$ 36,306.40</u>
Net Worth:		
EAA Fund Balance, 1 January	\$120,188.85	\$175,072.65
Adjustment, 1st quarter	-	(63,700.00)
Net gain or (loss) for period	(930.81)	(1,616.22)
EAA Fund Balance, 30 June	<u>\$119,258.04</u>	<u>\$109,756.43</u>
Total Liabilities and Net Worth	<u>\$155,259.57</u>	<u>\$146,062.83</u>

EXHIBIT A

EMPLOYEE ACTIVITY ASSOCIATION INC.
Statement of Income and Expenses
For the period ended 30 June 1980 and 1979

	1980	1979
Income:		
Merchandise sales	\$205,348.26	\$157,983.90
Inventory, 1 January	\$ 59,455.49	\$ 43,480.05
Purchases	174,541.91	152,864.85
Freight expense	1,050.07	879.08
Total	<u>235,047.47</u>	<u>197,223.98</u>
Inventory, 30 June	56,536.30	57,529.21
Cost of merchandise sold	<u>178,511.17</u>	<u>139,694.77</u>
Profit on sales	26,837.09	18,289.13
Add: Purchase discounts	2,008.05	2,072.29
Dealer's tax discount	224.90	168.78
Gross profit on sales	<u>29,070.04</u>	<u>20,530.20</u>
Other Income: (Prorated)		
Membership dues	40	\$ 3,572.80
Interest	60	755.31
Gross income from store operations		<u>\$ 33,398.15</u>
		\$ 25,099.09
Expenses: (Prorated)		
Salaries/EAA	*	\$ 16,723.55
Salaries/Staff	100	11,031.47
Salaries/Misc.	100	-
Payroll taxes	*	1,119.68
Insurance	60	1,021.64
Depreciation	100	1,587.94
Telephone	40	60.00
Supplies & office expense	Actual	925.61
Cash short/over	"	5.12
Other expenses	"	110.00
Merchandise losses	100	258.75
Total expenses		<u>\$ 32,843.76</u>
		\$ 28,803.70
Net gain or (Loss) on store operations	\$ 554.39	(\$ 3,704.61)
Net gain or (loss) on other EAA Activities (Exhibit C)	(\$ 1,485.20)	\$ 2,088.39
Net gain or (loss) for period	<u>(\$ 930.81)</u>	<u>(\$ 1,616.22)</u>

* 60% of accounting office salaries

EMPLOYEE ACTIVITY ASSOCIATION INC.
Statement of Income and Expenses Other than Store
For the period ended 30 June 1980 and 1979

	Percent Prorated	1980	1979
Income:			
Membership dues	60	\$ 5,359.20	\$ 5,458.20
Barbershop	100	1,551.97	1,589.24
Interest	40	503.54	620.06
Gain on tickets	100	1,214.56	1,311.37
Gain on employee programs	100	151.50	112.00
Gain on camping equipment	100	332.00	178.25
Total income		<u>\$ 9,112.77</u>	<u>\$ 9,269.12</u>
Expenses: Administrative			
Salaries/EAA	*	\$ 3,437.20	\$ 3,002.70
Payroll taxes	*	230.96	195.23
Insurance	40	681.10	487.92
Telephone	60	90.00	90.00
Supplies & office expense	Actual	224.24	82.89
Cash short/over	"	20.29	13.96
Other expenses	"	319.77	234.52
Total administrative		<u>\$ 5,003.56</u>	<u>\$ 4,107.22</u>
Budgeted Activities:			
Ballfield maintenance		\$ 3,139.65	-
Basketball		2,088.44	2,032.65
Camping		86.15	220.17
Coin Club		50.00	-
Drama Club		14.20	-
Fishing Club		(405.00)**	(107.00)**
Glee Club		-	400.00
Karate Club		-	100.00
Photo Club		-	150.00
Softball - men		1,263.47	(96.89)**
Softball - women		(532.50)**	502.08
Stamp Club		175.00	175.00
Tennis League		(84.00)**	-
Trap & Skeet Club		100.00	100.00
Softball/NPIC		(301.00)**	(402.50)**
Total budgeted activities		<u>\$ 5,594.41</u>	<u>\$ 3,073.51</u>
Total expenses		<u>\$10,597.97</u>	<u>\$ 7,180.73</u>
Net gain or (loss) on other EAA Activities		<u>(\$1,485.20)</u>	<u>\$ 2,088.39</u>

* 40% of accounting office salaries

** Excess of fees collected over expenditures

MEMBERSHIP STATUS

	Sponsors	Patrons	Annual	Total
Totals, 1 January 1980	237	597	4,004	4,838
Sold, 1 January - 30 June 1980	31	120	2,239	2,390
Removed, 1 January - 30 June 1980	-5	-65	-2,389	-2,459
Totals, 30 June 1980	<u>263</u>	<u>652</u>	<u>3,854</u>	<u>4,769</u>

EMPLOYEE ACTIVITY ASSOCIATION INC.
Profit on Store Sales

Year	Period	Sales	Gross Profit on Mdse. Sold		Added Profit		Gross Profit on Sales	
			Amount	% of Sales	Trade Discounts	Sales Tax Discounts	Amount	% of Sales
1978	January - March	\$ 71,405.	\$11,769.	16.4	\$1,200.	\$101.	\$13,070.	18.3
	April - June	94,686.	9,779.	10.3	895.	90.	10,764.	11.3
	July - September	79,588.	12,396.	15.6	848.	82.	13,326.	16.7
	October - December	130,635.	19,246.	14.7	1,186.	93.	20,524.	15.7
	Totals	<u>\$376,314.</u>	<u>\$53,190.</u>	14.1	<u>\$4,129.</u>	<u>\$366.</u>	<u>\$57,684.</u>	15.3
1979	January - March	\$ 69,092.	\$ 9,203.	13.3	\$1,316.	\$ 89.	\$10,608.	15.3
	April - June	88,892.	9,086.	10.2	756.	80.	9,922.	11.2
	July - September	88,406.	11,584.	13.1	927.	86.	12,597.	14.2
	October - December	174,488.	25,423.	14.5	1,592.	126.	27,141.	15.5
	Totals	<u>\$420,878.</u>	<u>\$55,296.</u>	13.1	<u>\$4,591.</u>	<u>\$381.</u>	<u>\$60,268.</u>	14.3
1980	January - March	\$ 89,981.	\$11,416.	12.7	\$ 948.	\$124.	\$12,488.	13.9
	April - June	115,367.	15,421.	13.3	1,060.	101.	16,582.	14.3


Statement 1

C/BSD

EMPLOYEE ACTIVITY ASSOCIATION INC.
FINANCIAL STATEMENTS FOR THE PERIOD ENDED 31 MARCH 1980

INDEX

Exhibit A	Balance sheet
Exhibit B	Statement of Income and Expenses
Exhibit C	Statement of Income and Expenses Other than Store
Statement 1	Profit on Store Sales



3/17

STATINTL

EMPLOYEE ACTIVITY ASSOCIATION INC.
Balance Sheet
31 March 1980 and 1979

ASSETS

	1980	1979
Current Assets:		
Cash on hand and in bank	\$ 18,709.83	\$ 20,281.66
Change funds	650.00	550.00
Savings and investments	42,425.08	39,634.45
Merchandise inventory	74,693.88	57,742.81
Accounts receivable	(336.65)	-
Prepaid expense	3,959.07	1,751.00
Total current assets	<u>\$140,101.21</u>	<u>\$119,959.92</u>
Equipment:	\$ 31,886.00	\$ 29,987.40
Less: Reserve for depreciation	16,040.39	12,764.37
Total	<u>\$ 15,845.61</u>	<u>\$17,223.03</u>
Total Assets	<u>\$155,946.82</u>	<u>\$137,182.95</u>

LIABILITIES AND NET WORTH

Current Liabilities:

Accounts payable - trade	\$ 33,419.76	\$ 18,342.49
Accounts payable - tickets	2,860.89	2,698.87
Accounts payable - instructors	138.00	481.00
Taxes payable	2,134.06	1,897.14
Deposits on special orders	369.66	218.50
Accrued expenses payable	2,387.32	1,844.20
Total current liabilities	<u>\$ 41,309.69</u>	<u>\$ 25,482.20</u>

Net Worth:

EAA Fund, 1 January	\$120,188.85	\$175,072.65
Adjustment, 1st quarter	-	(63,700.00)
Net gain or (loss) for period	(5,551.72)	328.10
EAA Fund Balance	<u>\$114,637.13</u>	<u>\$111,700.75</u>
Total Liabilities and Net Worth	<u>\$155,946.82</u>	<u>\$137,182.95</u>

EXHIBIT A

EMPLOYEE ACTIVITY ASSOCIATION INC.
Statement of Income and Expenses
For the period ended 31 March 1980 and 1979

	1980	1979
Income:		
Merchandise sales	\$89,980.86	\$69,091.86
Inventory, 1 January	\$ 59,455.49	\$ 43,480.05
Purchases	93,362.35	73,775.78
Freight expense	440.74	376.10
Total	<u>\$153,258.58</u>	<u>\$117,631.93</u>
Inventory, 31 March	74,693.88	57,742.81
Cost of merchandise sold	78,564.70	59,889.12
Profit on sales	11,416.16	9,202.74
Add: Purchase discounts	947.75	1,316.43
Dealer's tax discount	123.85	89.13
Gross profit on sales	<u>12,487.76</u>	<u>10,608.30</u>
Other Income: Prorated		
Membership dues	40	60
Interest	60	60
Gross income from store	<u>\$14,075.35</u>	<u>\$12,625.55</u>
Expenses: Prorated		
Salaries/EAA	*	*
Salaries/Agency	*	*
Payroll taxes	*	*
Insurance	60	60
Depreciation	100	100
Telephone	40	40
Supplies & office expense	Actual	Actual
Cash short/over	"	"
Other expenses	"	"
Merchandise losses	"	"
Insufficient funds	y	y
Total expenses	<u>\$16,222.02</u>	<u>\$12,147.05</u>
Net gain or (loss) on store operations	(\$2,146.67)	478.50
Net gain or (loss) on other EAA Activities (Exhibit C)	(\$3,405.05)	(\$ 150.40)
Net gain or (loss) for period	<u>(\$5,551.72)</u>	<u>\$ 328.10</u>

* 60% of accounting office salaries

EMPLOYEE ACTIVITY ASSOCIATION INC.
Statement of Income and Expenses Other than Store
For the period ended 31 March 1980 and 1979

	<u>Percent Prorated</u>	1980	1979
Income:			
Membership dues	60	\$1,981.80	\$2,293.80
Barbershop	100	767.38	776.85
Interest	40	177.59	325.37
Gain on tickets	100	417.99	408.16
Gain on employee programs	100	70.50	28.00
Gain on camping equipment	100	31.50	-
Total income		<u>\$3,446.76</u>	<u>\$3,832.18</u>
Expenses: Administrative			
Salaries/EAA	*	\$1,553.00	\$1,550.40
Payroll taxes	*	112.79	219.45
Insurance	40	340.57	243.98
Telephone	60	45.00	45.00
Supplies & office expense	Actual	97.69	15.00
Cash short/over	"	21.65	8.75
Total administrative		<u>\$2,170.70</u>	<u>\$2,082.58</u>
Budgeted Activities:			
Basketball		\$2,088.44	\$1,650.00
Drama Club		14.20	-
Karate Club		-	100.00
Photo Club		-	150.00
Softball		2,403.47	-
Stamp Club		175.00	-
Total Budgeted Activities		<u>\$4,681.11</u>	<u>\$1,900.00</u>
Total expenses		<u>\$6,851.81</u>	<u>\$3,982.58</u>
Net gain or (loss) on other EAA Activities		<u>(\$3,405.05)</u>	<u>(\$ 150.40)</u>

* 40% of accounting office salaries

MEMBERSHIP STATUS

	<u>Sponsors</u>	<u>Patrons</u>	<u>Annual</u>	<u>Total</u>
Totals, 1 January 1980	237	597	4,004	4,838
Sold, 1 January - 31 March 1980	15	41	812	868
Removed, 1 January - 31 March	-5	-26	-1,020	-1,051
Totals, 31 March 1980	<u>247</u>	<u>612</u>	<u>3,796</u>	<u>4,655</u>

EXHIBIT C

EMPLOYEE ACTIVITY ASSOCIATION INC.
Profit on Store Sales

Year	Period	Sales	Gross Profit on Mdse. Sold		Added Profit Trade Sales Tax		Gross Profit on Sales	
			Amount	% of Sales	Discounts	Discounts	Amount	% of Sales
1978	January - March	\$ 71,405.	\$11,769.	16.4	\$1,200.	\$101.	\$13,070.	18.3
	April - June	94,686.	9,779.	10.3	895.	90.	10,764.	11.3
	July - September	79,588.	12,396.	15.6	848.	82.	13,326.	16.7
	October - December	130,635.	19,246.	14.7	1,186.	93.	20,524.	15.7
	Totals	<u>\$376,314.</u>	<u>\$53,190.</u>	14.1	<u>\$4,129.</u>	<u>\$366.</u>	<u>\$57,684.</u>	15.3
1979	January - March	\$ 69,092.	\$ 9,203.	13.3	\$1,316.	\$ 89.	\$10,608.	15.3
	April - June	88,892.	9,086.	10.2	756.	80.	9,922.	11.2
	July - September	88,406.	11,584.	13.1	927.	86.	12,597.	14.2
	October - December	174,488.	25,423.	14.5	1,592.	126.	27,141.	15.5
	Totals	<u>\$420,878.</u>	<u>\$55,296.</u>	13.1	<u>\$4,591.</u>	<u>\$381.</u>	<u>\$60,268.</u>	14.3
1980	January - March	\$ 89,981.	\$11,416.	12.7	\$ 948.	\$124.	\$12,488.	13.9

Statement 1

*Salaries
1st Quarter*

STATINTL

1979

1980

Increase

1360.50

- 0 -

295.50
+*

2515.50

3580.50

1389.00

1741.25

352.25

2/1/79

2352.00

4032.00

1680.00

1/80

- 0 -

302.00*

7617.00

8655.75

Agency Reimbursed

*# 8,924 to # 10,049
Δ 1125 ÷ 4 = 281*

PP# 3/79

Totals 4017.48

5455.91

1438.43

*promoted 3³ to 4¹ eff 99.79
8,924 # 10,049*

9/30/79

.00 T

<i>Assets</i>	1 28,088.99
<i>Exp</i>	2 87,324.49
	4 15,413.48 T

<i>Liab</i>	1 45,606.59
<i>Income</i>	2 69,806.89
	4 15,413.48 T

.00 T

9/30/80 .00 T

Assets 1 51,067.27
Exp 3 09,422.48
460,489.75 T

Liab 1 29,989.65
Income 3 30,500.10
460,489.75 T

	1	2	3	4	5	6	7	8	9	10
<i>Assets</i>										
Ambac Bank		2887821								
Change funds		65000								
NWFCU - Cert		4000200								
Savings		515145								
Money market		5945549								
Equipment		3188600								
Reserve for depn		(1762833)								
Prepaid expense		267245								
		15106727								
<i>Liabilities</i>										
Accts Pay - Dickel									473505	
✓ ✓									172800	
✓ ✓									41506	
James Pay - SICR									42170	
✓ ✓									18493	
✓ ✓									136141	
✓ ✓									59800	
Exp on spl orders									120945.50	
EAA fund balance									12998965	

%		DR		CR		Store		%	Activity	
		DR	CR	DR	CR	DR	CR			
100	Purchases	241100.06				241100.06		-		
Actual	Freight	1806.27				1806.27		-		
*	Salaries / EAA	29440.25				24176.05		*	5264.20	
100	Agency	15204.15				15204.15		-		
*	SICA cases	1804.66				1140.17		*	760.12	
*	Unemp taxes	956.31						*		
60	Insurance	2970.05				1782.03		40	1188.02	
100	Depreciation	2378.91				2381.91		-		
40	Telephone	225.00				90.00		60	135.00	
Actual	dup + off expense	1504.13				1253.83		Actual	270.30	
✓	Cash short/over	26.02				78		✓	25.24	
✓	Other expense	429.77				110.00		✓	319.77	
100	Mod losses	258.75				258.75		-		
-	Ballfield maint	3139.65				-		100	3139.65	
		300386.30				289284.00			11102.30	
	Basketball - men	2439.94							2439.94	
	Camping	86.15							86.15	
	Coed club	50.00							50.00	
	Drums club	38.70							38.70	
	Fishing club		181.00							181.00
	Football league		132.27							132.27
	Blues club	600.00							600.00	
	Softball - men	4978.82							4978.82	
	women	1113.30							1113.30	
	Stamp club	175.00							175.00	
	Tennis league		84.00							84.00
	Trap + Street league	100.00							100.00	
	Volleyball		663.46							663.46
	Softball / NPIC	515.00							515.00	
		310483.21							21199.21	1060.73

Expenses = 309,422.48

net 20,138.48


	1		2		3		4		5		6		7		8		9		10	
		DR	CR	DR	CR	DR	CR	DR	CR	%	DR	CR								
100	mdw sales		30523006				30523006			-										
100	prompt payms disc		413829				413829			-										
40	Membership dues		12352.00				4940.80			60						7411.20				
-	Barbershop		2383.00				-			100						2383.36				
100	Texas's tax disc		323.18				323.18			-										
60	Interest		3172.35				1903.41			40						1268.94				
-	Gain on tickets		2121.36				-			100						2121.36				
-	emp prog		217.50				-			100						217.50				
-	camp eqp.		562.00				-			100						562.00				
			330500.10				316535.74									1396436				

Income = 330,500.10

EMPLOYEE ACTIVITY ASSOCIATION INC.
FINANCIAL STATEMENTS FOR THE YEAR 1979

INDEX:

Exhibit A	Balance Sheet
Exhibit B	Statement of Income and Expenses
Exhibit C	Statement of Income and Expenses Other than Store
Exhibit D	Statement of Cost of Employee Programs
Statement 1	Profit on Store Sales



STATINTL

EMPLOYEE ACTIVITY ASSOCIATION INC.
Balance Sheet
31 December 1979 and 1978

ASSETS

	1979	1978
Current Assets:		
Cash on hand and in bank	\$ 35,853.57	\$ 47,268.59
Savings and investments	41,981.10	42,521.03
Accounts receivable	91.62	-
Merchandise inventory	59,455.49	43,480.05
Store renovation	-	17,000.00
Recreation & athletic facilities	-	50,000.00
Prepaid expense	542.50	871.94
Total current assets	<u>\$137,924.28</u>	<u>\$201,141.61</u>
Equipment:		
Less: Reserve for depreciation	30,356.00	12,987.40
Total	<u>15,246.42</u>	<u>12,053.05</u>
	<u>15,109.58</u>	<u>934.35</u>
Total Assets	<u><u>\$153,033.86</u></u>	<u><u>\$202,075.96</u></u>

LIABILITIES AND NET WORTH

Current Liabilities:		
Accounts payable - trade	\$ 24,375.52	\$ 20,532.33
Accounts payable - tickets	1,578.26	1,377.16
Accounts payable - instructors	679.50	100.50
Accounts payable - other	550.00	-
Taxes payable	4,160.22	2,530.08
Deposits on special orders	449.22	367.45
Accrued expenses payable	1,052.29	2,095.79
Total liabilities	<u>\$ 32,845.01</u>	<u>\$ 27,003.31</u>
Net Worth:		
EAA Fund Balance, 1 January	\$175,072.65	\$164,528.01
Adjustment: 1st quarter	(63,700.00)	-
Net gain for year	8,816.20	10,544.64
EAA Fund Balance, 31 December	<u>\$120,188.85</u>	<u>\$175,072.65</u>
Total Liabilities and Net Worth	<u><u>\$153,033.86</u></u>	<u><u>\$202,075.96</u></u>

EMPLOYEE ACTIVITY ASSOCIATION INC.
Statement of Income and Expenses
For the Years Ended 31 December 1979 and 1978

1979

1978

Income:			
Merchandise sales		\$420,878.20	\$376,313.68
Inventory, 1 January	\$ 43,480.05		\$ 44,350.69
Purchases	379,098.96		320,254.31
Freight expense	2,458.52		1,998.61
Total	<u>425,037.53</u>		<u>366,603.61</u>
Inventory, 31 December	59,455.49		43,480.05
Cost of merchandise sold		365,582.04	323,123.56
Profit on sales (Loss of \$972 in special sale 2nd qtr)		55,296.16	53,190.12
Add: Purchase discounts		4,591.05	4,128.69
Dealer's tax discount		381.24	365.51
Gross profit on sales		<u>60,268.45</u>	<u>57,684.32</u>

Other Income: (Prorated)			
Membership dues	40	6,236.40	5,007.60
Interest	60	1,895.99	3,578.59
Other income	100	-	96.00
Gross income from store		<u>68,400.84</u>	<u>66,366.51</u>

Expenses: (Prorated)			
Salaries/contract	*	\$ 27,665.35	\$ 10,555.16
Salaries/Agency	100	16,047.06	34,762.27
Salaries/Misc*	100	3,380.12	-
Tax assessment (refund) Virginia	100	-	(392.26)
Payroll taxes	*	1,769.17	716.84
Depreciation	100	3,193.37	3,119.49
Insurance	60	1,402.46	1,102.34
Telephone	40	120.00	120.00
Supplies & office expense	Actual	1,686.69	1,129.84
Cash short/over	"	48.47	53.96
Other expenses	"	197.14	143.51
Merchandise losses	100	695.38	616.74
Total expenses		<u>\$ 56,205.21</u>	<u>\$ 51,927.89</u>

Net gain on store operations	\$ 12,195.63	\$ 14,438.62
Net (loss) on other EAA Activities (Exh. C)	(3,379.43)	(3,893.98)
Net gain for year	<u>\$ 8,816.20</u>	<u>\$ 10,544.64</u>

* 60% of accounting office salaries and 100% store salaries

* Salary reimbursement [redacted] for Nov-Dec 78-Jan 79

EMPLOYEE ACTIVITY ASSOCIATION INC.
Statement of Income and Expenses Other Than Store
For the Years Ended 31 December 1979 and 1978

	<u>Percent Prorated</u>	1979	1978
Income:			
Membership dues	60	\$ 9,354.60	\$ 7,511.40
Barbershop	100	3,180.95	3,042.55
Interest	40	1,263.99	2,385.72
Gain on tickets	100	2,568.80	2,522.83
Gain on employee programs	100	221.00	104.00
Gain on camping equipment	100	506.25	491.66
Total income		<u>\$17,095.59</u>	<u>\$16,058.16</u>
Expenses: Administrative			
Bookkeeping } Salaries/contract	*	\$ 5,967.90	\$ 5,490.00
Payroll taxes	*	388.36	385.99
Insurance	40	934.98	734.89
Telephone	60	180.00	180.00
Supplies & office expense	Actual	125.20	382.02
Cash short/over	"	106.99	115.22
Other expenses Credit U. loan (Redskins)	"	250.40	186.12
Employee program expenses	100	187.68	-
Total administrative		<u>\$ 8,141.51</u>	<u>\$ 7,474.24</u>
Budgeted employee programs (Exhibit D)		<u>12,333.51</u>	<u>12,477.90</u>
Total expenses		<u>\$20,475.02</u>	<u>\$19,952.14</u>
Net (loss) on other EAA activities		<u>\$(3,379.43)</u>	<u>\$(3,893.98)</u>

MEMBERSHIP STATUS

	<u>Sponsors</u>	<u>Patrons</u>	<u>Annual</u>	<u>Total</u>
Totals, 1 January 1979	200	615	3,320	4,135
Sold during year	45	197	4,035	4,277
Expired during year	-8	-215	-3,351	-3574
Totals, 31 December 1979	<u>237</u>	<u>597</u>	<u>4,004</u>	<u>4,838</u>

* 40% of accounting office salaries

EMPLOYEE ACTIVITY ASSOCIATION INC.
Statement of Income and Expenses
For the Years Ended 31 December 1979 and 1978

	1979	1978
Income:		
Merchandise sales	\$420,878.20	\$376,313.68
Inventory, 1 January	\$ 43,480.05	\$ 44,350.69
Purchases	379,098.96	320,254.31
Freight expense	2,458.52	1,998.61
Total	<u>425,037.53</u>	<u>366,603.61</u>
Inventory, 31 December	<u>59,455.49</u>	<u>43,480.05</u>
Cost of merchandise sold	365,582.04	323,123.56
Profit on sales	55,296.16	53,190.12
Add: Purchase discounts	4,591.05	4,128.69
Dealer's tax discount	381.24	365.51
Gross profit on sales	<u>60,268.45</u>	<u>57,684.32</u>
Other Income: (Prorated)		
	<u>Percent</u>	
Membership dues	40	6,236.40
Interest	60	1,895.99
Other income	100	-
Gross income from store		<u>96.00</u>
		68,400.84
		<u>66,366.51</u>
Expenses: (Prorated)		
Salaries/contract	*	\$ 27,665.35
Salaries/Agency	100	16,047.06
Salaries/Misc.	100	3,380.12
Tax assessment (refund)	100	-
Payroll taxes	*	1,769.17
Depreciation	100	3,193.37
Insurance	60	1,402.46
Telephone	40	120.00
Supplies & office expense	Actual	1,686.69
Cash short/over	"	48.47
Other expenses	"	197.14
Merchandise losses	100	695.38
Total expenses		<u>\$ 56,205.21</u>
		<u>\$ 51,927.89</u>
Net gain on store operations	\$ 12,195.63	\$ 14,438.62
Net (loss) on other EAA Activities (Exh. C)	(3,379.43)	(3,893.98)
Net gain for year	<u>\$ 8,816.20</u>	<u>\$ 10,544.64</u>

* 60% of accounting office salaries and 100% store salaries

EMPLOYEE ACTIVITY ASSOCIATION INC.
Statement of Income and Expenses Other Than Store
For the Years Ended 31 December 1979 and 1978

	Percent <u>Prorated</u>	1979	1978
Income:			
Membership dues	60	\$ 9,354.60	\$ 7,511.40
Barbershop	100	3,180.95	3,042.55
Interest	40	1,263.99	2,385.72
Gain on tickets	100	2,568.80	2,522.83
Gain on employee programs	100	221.00	104.00
Gain on camping equipment	100	506.25	491.66
Total income		<u>\$17,095.59</u>	<u>\$16,058.16</u>
Expenses: Administrative			
Salaries/contract	*	\$ 5,967.90	\$ 5,490.00
Payroll taxes	*	388.36	385.99
Insurance	40	934.98	734.89
Telephone	60	180.00	180.00
Supplies & office expense	Actual	125.20	382.02
Cash short/over	"	106.99	115.22
Other expenses	"	250.40	186.12
Employee program expenses	100	187.68	-
Total administrative		<u>\$ 8,141.51</u>	<u>\$ 7,474.24</u>
Budgeted employee programs		12,333.51	12,477.90
Total expenses		<u>\$20,475.02</u>	<u>\$19,952.14</u>
Net (loss) on other EAA activities		<u><u>\$(3,379.43)</u></u>	<u><u>\$(3,893.98)</u></u>

MEMBERSHIP STATUS

	<u>Sponsors</u>	<u>Patrons</u>	<u>Annual</u>	<u>Total</u>
Totals, 1 January 1979	200	615	3,320	4,135
Sold during year	45	197	4,035	4,277
Expired during year	-8	-215	-3,351	-3574
Totals, 31 December 1979	<u>237</u>	<u>597</u>	<u>4,004</u>	<u>4,838</u>

* 40% of accounting office salaries

EMPLOYEE ACTIVITY ASSOCIATION INC.
Statement of Cost of Employee Programs

	1979			1978		
	Approved Budget	Fees Collected	Expense	Approved Budget	Fees Collected	Expense
✓ Basketball	\$ 2,668.00	\$ 560.00	\$ 2,032.65	\$ 2,528.00	\$ 680.00	\$ 1,743.46
✓ Bowling League	150.00	-	150.00	150.00	-	150.00
✓ Bridge Clubs	120.00	-	92.30	120.00	-	-0-
Camping	300.00	-	220.17	300.00	-	-0-
✓ Chess Club	100.00	-	-0-	100.00	-	-0-
Coin Club	-	-	-	40.00	-	40.00
Fishing Club	125.00	756.00	37.01	125.00	1,218.00	73.36
✓ Football League	1,263.00	210.00	874.61	1,221.00	175.00	1,125.90
✓ Glee Club	400.00	-	400.00	500.00	-	500.00
✓ Golf League	100.00	-	-0-	100.00	-	-0-
Karate Club	100.00	-	100.00	150.00	-	150.00
100 Mile Club	100.00	-	-0-	100.00	-	53.00
Knitting/Crochet	-	-	-	50.00	-	50.00
October Fair	50.00	-	-0-	50.00	-	-0-
✓ Photo Club	150.00	-	150.00	150.00	-	-0-
Bible Study & Prayer Group	100.00	-	100.00	-	-	-
Rifle & Pistol Club	150.00	-	-0-	150.00	-	150.00
✓ Softball - men	5,313.00	1,485.00	4,657.93	5,148.00	1,800.00	4,207.70
✓ Softball - women	1,275.00	540.00	1,274.08	1,000.00	630.00	1,000.00
✓ Stamp Club	175.00	-	175.00	202.57	-	202.57
✓ Tennis League	100.00	-	100.00	100.00	-	100.00
Trap & Skeet League	200.00	-	200.00	300.00	-	300.00
✓ Volleyball	836.00	735.00	434.96	826.00	840.00	547.00
Hispanic Club	43.00	-	43.00	-	-	-
✓ Basketball/NPIC	430.00	-	-0-	430.00	-	-0-
✓ Football/NPIC	535.00	-	-0-	535.00	-	-0-
✓ Softball/NPIC	2,210.00	450.00	1,291.80	2,010.00	90.00	2,084.91
✓ Volleyball/NPIC	500.00	-	-0-	480.00	-	-0-
Self Improvement	200.00	-	-0-	200.00	-	-0-
Totals	\$17,693.00	\$4,736.00	\$12,333.51	\$17,065.57	\$5,433.00	\$12,477.90

Note: Total expenditures include fees collected and expenses = \$17,069.51

EMPLOYEE ACTIVITY ASSOCIATION INC.
Profit on store Sales

Year	Period	Sales	Gross Profit on		Added Profit		Gross Profit	
			Amount	% of Sales	Trade Discounts	Sales Tax Discounts	Amount	% of Sales
1977	January - March	\$ 69,702.	\$ 9,358.	13.4	\$1,376.	\$ 96.	\$10,830.	15.5
	April - June	84,699.	10,005.	11.8	1,166.	79.	11,250.	13.2
	July - September	77,796.	9,634.	12.3	896.	80.	10,610.	13.6
	October - December	139,437.	14,220.	10.1	1,324.	89.	15,633.	11.2
	Totals	<u>\$371,634.</u>	<u>\$43,217.</u>	11.6	<u>\$4,762.</u>	<u>\$344.</u>	<u>\$48,323.</u>	13.0
1978	January - March	\$ 71,405.	\$11,769.	16.4	\$1,200.	\$101.	\$13,070.	18.3
	April - June	94,686.	9,779.	10.3	895.	90.	10,764.	11.3
	July - September	79,588.	12,396.	15.6	848.	82.	13,326.	16.7
	October - December	130,635.	19,246.	14.7	1,186.	93.	20,524.	15.7
	Totals	<u>\$376,314.</u>	<u>\$53,190.</u>	14.1	<u>\$4,129.</u>	<u>\$366.</u>	<u>\$57,684.</u>	15.3
1979	January - March	\$ 69,092.	\$ 9,203.	13.3	\$1,316.	\$ 89.	\$10,608.	15.3
	April - June	88,892.	9,086.	10.2	756.	80.	9,922.	11.1*
	July - September	88,406.	11,584.	13.1	927.	86.	12,597.	14.2
	October - December	174,488.	25,423.	14.5	1,592.	126.	27,141.	15.5
	Totals	<u>\$420,878.</u>	<u>\$55,296.</u>	13.1	<u>\$4,591.</u>	<u>\$381.</u>	<u>\$60,268.</u>	14.3

* Held special sale in store during this quarter

Some merchandise sold at or below cost or at lower markup.
Loss = 7,972.00

By Quarter


		1		2		3		4		5		6		7		8		9		10	
		Store		Activity		Gain or Loss		Net													
		Income	Expense	Income	Expense	Store	Activity														
1979	1st quarter	1262565	1214705	383218	398258	47850	(15040)														32810
	2d quarter	1247354	1665665 *	543694	319815	(418311)	223879														(194432)
	3d "	1443559	1155250	448679	897019	288309	(448340)														(160031)
	4th ✓	2886616	1584901	333968	432410	1301715	(98442)														1203273
	Totals	6840084	5620521	1709559	2047502	1219563	(337943)														881620

* Staff salary reimb to Insurance Branch for period Nov 78 - Feb 79 (3380)

EMPLOYEE ACTIVITY ASSOCIATION INC.
FINANCIAL STATEMENTS FOR THE NINE MONTHS ENDED 30 SEPTEMBER 1979

INDEX

Exhibit A	Balance Sheet
Exhibit B	Statement of Income and Expenses
Exhibit C	Statement of Income and Expenses Other than Store
Statement 1	Profit on Store Sales



STATINTL

EMPLOYEE ACTIVITY ASSOCIATION INC.
Balance Sheet
30 September 1979 and 1978

ASSETS

	1979	1978
Current Assets:		
Cash on hand and in bank	\$ 26,947.48	\$ 28,122.41
Savings and investments	41,193.27	87,227.87
Merchandise inventory	57,781.12	53,581.45
Prepaid expenses	531.26	1,089.35
Store construction	-	17,000.00
Total current assets	<u>126,453.13</u>	<u>187,021.08</u>
Equipment:		
Less: Reserve for depreciation	30,356.00	12,987.40
Total	<u>14,419.07</u>	<u>11,301.74</u>
Total Assets	<u>\$142,390.06</u>	<u>\$188,706.74</u>

LIABILITIES AND NET WORTH

Current Liabilities:		
Accounts Payable - trade	\$ 26,108.97	\$ 17,454.68
Accounts payable - tickets	4,006.55	3,558.87
Accounts payable - instructors	424.00	259.50
Taxes payable	1,839.90	1,124.18
Deposits on special orders	472.76	440.00
Accrued expenses payable	1,381.76	1,520.42
Total current liabilities	<u>34,233.94</u>	<u>24,357.65</u>
Net Worth:		
EAA Fund Balance, 1 January	175,072.65	164,528.01
Adjustment; 1st quarter	(63,700.00)	-
Net gain or (loss) for period (Exhibit B)	(3,216.53)	(178.92)
EAA Fund Balance, 30 September	<u>108,156.12</u>	<u>164,349.09</u>
Total Liabilities and Net Worth	<u>\$142,390.06</u>	<u>\$188,706.74</u>

EMPLOYEE ACTIVITY ASSOCIATION INC.
Statement of Income and Expenses
For the nine months ended 30 September 1979 and 1978

	1979	1978
Income:		
Merchandise sales	\$246,389.56	\$245,679.36
Inventory, 1 January	\$ 43,480.05	\$ 44,350.69
Purchases	229,283.03	219,572.30
Freight expenses	1,534.34	1,393.56
<u>Total</u>	<u>274,297.12</u>	<u>265,316.55</u>
Inventory, 30 September	57,781.12	53,581.45
Cost of merchandise sold	216,516.30	211,735.10
Profit on sales	29,873.26	33,941.76
Add: Purchase discounts	2,999.10	2,943.24
Dealer's tax discount	255.03	272.84
Gross profit on sales	<u>33,127.39</u>	<u>37,160.34</u>
Other Income: Prorated		
Membership dues	4,984.00	3,891.20
Interest	1,423.29	2,802.69
Other income	-	96.00
Gross income from store operations	<u>39,534.68</u>	<u>43,950.23</u>
Expenses: Prorated		
Salaries/contract	20,222.90	6,878.15
Salaries/staff	10,605.14	29,890.07
Salaries/miscellaneous	3,380.12	-
Payroll taxes	1,260.41	465.52
Depreciation	2,366.02	2,368.18
Insurance	1,097.81	762.49
Telephone	90.00	90.00
Supplies & office expense	1,034.64	889.52
Cash short/over	41.24	38.86
Other expenses	197.14	123.51
Merchandise losses	60.48	-
<u>Total expenses</u>	<u>40,356.20</u>	<u>41,506.30</u>
Net gain or (loss) on store operations	(\$ 821.52)	2,443.93
Net gain or (loss) on other EAA Activities (Exhibit C)	(\$ 2,395.01)	(\$ 2,622.85)
Net gain or (loss) for period	<u>(\$ 3,216.53)</u>	<u>(\$ 178.92)</u>

* 60% of accounting office salaries

EMPLOYEE ACTIVITY ASSOCIATION INC.
Statement of Income and Expenses Other Than Store
For the nine months ended 30 September 1979 and 1978

	<u>Percent</u> <u>Prorated</u>	1979	1978
Income:			
Membership dues	60	\$ 7,476.00	\$ 5,836.80
Barbershop	100	2,402.18	2,152.78
Interest	40	948.86	1,868.46
Gain on ticket sales	100	2,302.37	2,230.57
Gain on employee programs	100	167.00	86.00
Gain on camping equipment	100	459.50	463.16
Total income		<u>\$13,755.91</u>	<u>\$12,637.77</u>
Expenses: Administrative			
Salaries/contract	*	\$ 4,465.60	\$ 3,816.00
Payroll taxes	*	295.65	261.86
Insurance	40	731.87	508.33
Telephone	60	135.00	135.00
Supplies & office expense	Actual	92.89	242.50
Cash short/over	"	107.45	446.63
Other expenses	"	438.08	186.12
Total administrative		<u>\$ 6,266.54</u>	<u>\$ 5,596.44</u>
Budgeted Activities:			
Basketball		\$ 2,032.65	\$ 1,720.26
Bridge Club		92.30	-
Camping		220.17	-
Coin Club		-	40.00
Fishing Club		(68.00)**	33.00
Football League		(124.55)**	(93.76)**
Glee Club		400.00	500.00
Karate Club		100.00	150.00
100 Mile Club		-	43.00
Photo Club		150.00	-
Prayer Study Group		100.00	-
Rifle & Pistol Club		-	150.00
Softball - men		4,657.93	4,214.20
Softball - women		1,274.08	1,000.00
Stamp Club		175.00	202.57
Trap & Skest Club		100.00	150.00
Volleyball		(560.00)**	(525.00)**
Hispanic Club		43.00	-
Softball/NPIC		1,291.80	2,084.91
Total budgeted activities		<u>\$ 9,884.38</u>	<u>\$ 9,664.18</u>
Total Expenses		<u>\$16,150.92</u>	<u>\$15,260.62</u>
Net gain or (loss) on other WAA Activities		<u>(\$2,395.01)</u>	<u>(\$2,622.85)</u>

* 40% of accounting office salaries
** Excess of fees collected over expenditures

MEMBERSHIP STATUS

	<u>Sponsors</u>	<u>Patrons</u>	<u>Annual</u>	<u>Total</u>
Totals, 1 January 1979	200	615	3,320	4,135
Sold, 1 January - 30 September 1979	34	156	3,247	3,437
Expired, 1 January - 30 September 1979	-5	-137	-2,631	-2,773
Totals, 30 September 1979	<u>229</u>	<u>634</u>	<u>3,936</u>	<u>4,799</u>

EMPLOYEE ACTIVITY ASSOCIATION INC.
Profit on Sales

Year	Period	Sales	Gross Profit on Mchse. Sold		Added Profit		Gross Profit on Sales	
			Amount	% of Sales	Trade Discounts	Sales Tax Discounts	Amount	% of Sales
1977	January - March	\$ 69,702.	\$ 9,358.	13.4	\$1,376.	\$ 96.	\$10,830.	15.5
	April - June	84,699.	10,005.	11.8	1,166.	79.	11,250.	13.2
	July - September	77,796.	9,634.	12.3	896.	80.	10,610.	13.6
	October - December	139,437.	14,220.	10.1	1,324.	89.	15,633.	11.2
	Totals	<u>\$371,634.</u>	<u>\$43,217.</u>	11.6	<u>\$4,762.</u>	<u>\$344.</u>	<u>\$48,323.</u>	13.0
1978	January - March	\$ 71,405.	\$11,769.	16.4	\$1,200.	\$101.	\$13,070.	18.3
	April - June	94,686.	9,779.	10.3	895.	90.	10,764.	11.3
	July - September	79,588.	12,395.	15.6	848.	82.	13,326.	16.7
	October - December	130,635.	19,246.	14.7	1,186.	93.	20,524.	15.7
	Totals	<u>\$376,314.</u>	<u>\$53,190.</u>	14.1	<u>\$4,129.</u>	<u>\$366.</u>	<u>\$57,684.</u>	15.3
1979	January - March	\$ 69,092.	\$ 9,203.	13.3	\$1,316.	\$ 89.	\$10,608.	15.3
	April - June	88,892.	9,086.	10.2	756.	80.	9,922.	11.1
	July - September	88,406.	11,584.	13.1	927.	86.	12,597.	14.2

EXHIBIT 1

EMPLOYEE ACTIVITY ASSOCIATION INC.
FINANCIAL STATEMENTS FOR THE SIX MONTHS ENDED
30 June 1979

INDEX

Exhibit A	Balance Sheet
Exhibit B	Statement of Income and Expenses
Exhibit C	Statement of Income and Expenses Other than Store
Statement 1	Profit on Store Sales



STATINTL

EMPLOYEE ACTIVITY ASSOCIATION INC.
Balance Sheet
30 June 1979 and 1978

ASSETS

	1979	1978
Current Assets:		
Cash on hand and in bank	\$ 29,696.85	\$ 42,732.74
Savings and investments	40,371.18	85,690.41
Accounts receivable	32.20	-
Tickets on hand	528.00	-
Merchandise inventory	57,529.21	41,862.75
Prepaid expense	1,141.13	1,473.35
Store construction	-	17,000.00 *
Total current assets	<u>\$129,298.57</u>	<u>\$188,759.25</u>
Equipment:	30,356.00*	12,987.40
Less: Reserve for depreciation	13,591.74	10,125.43
Total	<u>\$ 16,764.26</u>	<u>\$ 2,861.97</u>
Total Assets	<u>\$146,062.83</u>	<u>\$191,621.22</u>

LIABILITIES AND NET WORTH

Current Liabilities:		
Accounts payable - trade	\$ 24,544.74	\$ 13,293.14
Accounts payable - tickets	6,107.92	6,932.71
Accounts payable - instructors	1,176.50	534.50
Taxes payable	1,873.91	1,551.27
Deposits on special orders	436.00	606.46
Accrued expenses payable	2,167.33	566.09
Total current liabilities	<u>\$ 36,306.40</u>	<u>\$ 23,484.17</u>
Net Worth:		
EAA Fund Balance, 1 January 1979	\$175,072.65	\$164,528.01
Adjustment, 1st quarter	(63,700.00)**	-
Net gain or (loss) for period (Exh. B)	(1,616.22)	3,609.04
EAA Fund Balance, 30 June 1979	<u>\$109,756.43</u>	<u>\$168,137.05</u>
Total Liabilities and Net Worth	<u>\$146,062.83</u>	<u>\$191,621.22</u>


* Transfer of store construction cost to equipment account.

**Donation of cash for construction of Recreational/Athletic field.

EMPLOYEE ACTIVITY ASSOCIATION INC.
 Statement of Income and Expenses
 For the period ended 30 June 1979 and 1978

		1979	1978
Income:			
Merchandise Sales	<i>down 8108</i>	\$157,983.90	\$166,091.02
Inventory, 1 January	\$ 43,480.05		\$ 44,350.69
Purchases	152,864.85		141,206.08
Freight expense	879.08		848.71
Total	<u>\$197,223.98</u>		<u>\$186,405.48</u>
Inventory, 30 June	<u>57,529.21</u>		<u>41,862.75</u>
Cost of merchandise sold		139,694.77	144,542.73
Profit on sales		18,289.13	21,548.29
Add: Purchase discounts		2,072.29	2,095.11
Dealer's tax discounts		168.78	191.29
Gross profit on sales	<i>down 3300</i>	<u>20,530.20</u>	<u>23,834.69</u>
Other Income: (Prorated)	Percent		
Membership dues	40 <i>up \$500</i>	\$ 3,638.80	\$ 2,840.80
Interest	60 <i>down \$750</i>	930.09	1,880.21
Misc. Income	100	-	96.00
Gross income from store operations		<u>\$ 25,099.09</u>	<u>\$ 28,651.70</u>
Expenses: (Prorated)			
Salaries/contract (Emp. of EAA)	*	\$ 13,154.05	\$ 4,638.05
Salaries/staff	100	8,074.98	19,594.30
Salaries/misc	100	3,380.12	-
Payroll taxes	*	832.31	329.02
Depreciation	100 <i>up 347</i>	1,538.69	1,191.87
Insurance	60	731.89	532.09
Telephone	40 <i>up 200</i>	60.00	60.00
Supplies & office	Actual <i>up 228</i>	835.59	567.39
Cash short/over	"	25.59	20.56
Other expenses	"	110.00	110.00
Merchandise losses	"	60.48	-
Total expenses		<u>\$ 28,803.70</u>	<u>\$ 27,043.28</u>
Net gain or (loss) on store operations		<u>(\$ 3,704.61)</u>	<u>\$ 1,608.42</u>
Net gain on other EAA Activities (Exhibit C)		<u>\$ 2,088.39</u>	<u>\$ 2,000.62</u>
Net gain or (loss) for period		<u>(\$ 1,616.22)</u>	<u>\$ 3,609.04</u>

* 60% of accounting office salaries



\$20,727

ILLEGIB

EMPLOYEE ACTIVITY ASSOCIATION INC.
 Statement of Income and Expenses Other Than Store
 For the period ended 30 June 1979 and 1978

	<u>Percent Prorated</u>	1979	1978
Income:			
Membership dues	60	\$5,458.20	\$4,261.20
Barbershop	100	1,589.24	1,408.12
Interest	40	620.06	1,253.48
Gain on ticket sales	100	1,311.37	1,473.93
Gain on employee programs	100	112.00	61.00
Gain on camping equipment	100	178.25	252.13
Total income		<u>\$9,269.12</u>	<u>\$8,709.86</u>
Expenses: Administrative			
Salaries/contract	*	\$3,002.70	\$2,322.60
Payroll taxes	*	195.23	169.50
Insurance	40	487.92	354.73
Telephone	60	90.00	90.00
Supplies & office expense	Actual	82.89	93.59
Cash short/over	"	13.96	23.48
Other expenses	"	224.52	172.60
Insufficient funds	"	-	48.30
Total administrative		<u>\$4,107.22</u>	<u>\$3,274.80</u>
Budgeted Activities:			
Basketball		\$2,032.65	\$1,720.26
Camping		220.17	-
Coin Club		-	40.00
Fishing Club		(107.00)**	(129.00)**
Glee Club		400.00	500.00
Karate Club		100.00	150.00
100 mile Club		-	20.00
Photo Club		150.00	-
Rifle & Pistol Club		-	150.00
Softball - men		(96.89)**	262.38
Softball - women		502.08	(228.68)**
Stamp Club		175.00	202.57
Trap & Skeet Club		100.00	150.00
Softball/NPIC		(402.50)**	596.91
Total budgeted activities		<u>\$3,073.51</u>	<u>\$3,431.44</u>
Total Expenses		<u>\$7,180.73</u>	<u>\$6,709.24</u>
Net gain on other EAA Activities		<u>\$2,088.39</u>	<u>\$2,000.62</u>

* 40% of accounting office salaries
 ** Excess of fees collected over expenditures

MEMBERSHIP STATUS

	<u>Sponsors</u>	<u>Patrons</u>	<u>Annual</u>	<u>Total</u>
Totals, 1 January 1979	200	615	3,320	4,135
Sold, 1 January - 30 June 1979	22	115	2,389	2,526
Expired, 1 January - 30 June 1979	-5	-96	-1,929	-2,030
Totals, 30 June 1979	<u>217</u>	<u>634</u>	<u>3,780</u>	<u>4,631</u>

EMPLOYEE ACTIVITY ASSOCIATION INC.
Profit on Sales

Year	Period	Sales	Gross Profit on Mds. Sold		Added Profit		Gross Profit on Sales	
			Amount	% of Sales	Trade Discounts	Sales Tax Discounts	Amount	% of Sales
1977	January - March	\$ 69,702.	\$ 9,358.	13.4	\$1,376.	\$ 96.	\$10,830.	15.5
	April - June	84,699.	10,005.	11.8	1,166.	79.	11,250.	13.2
	July - September	77,796.	9,634.	12.3	896.	80.	10,610.	13.6
	October - December	139,437.	14,220.	10.1	1,324.	89.	15,633.	11.2
	Totals	<u>\$371,634.</u>	<u>\$43,217.</u>	11.6	<u>\$4,762.</u>	<u>\$344.</u>	<u>\$48,323.</u>	13.0
1978	January - March	\$ 71,405.	\$11,769.	16.4	\$1,200.	\$101.	\$13,070.	18.3
	April - June	94,686.	9,779.	10.3	895.	90.	10,764.	11.3
	July - September	79,588.	12,396.	15.6	848.	82.	13,326.	16.7
	October - December	130,635.	19,246.	14.7	1,186.	93.	20,524.	15.7
	Totals	<u>\$376,314.</u>	<u>\$53,190.</u>	14.7	<u>\$4,129.</u>	<u>\$366.</u>	<u>\$57,684.</u>	15.7
1979	January - March	\$ 69,092.	\$ 9,203.	13.3	\$1,316.	\$ 89.	\$10,608.	15.3
	April - June	88,892.	9,086.	10.2	756.	80.	9,922.	11.1

ROUTING AND TRANSMITTAL SLIP

Date 16 May 1979

TO: (Name, office symbol, room number, building, Agency/Post)	Initials	Date
1. DD/PERS/SP	DK	5/17/79
2. DD/PERS		17 MAY 1979
3. C/BSO	EF	CF
4.		
5. DC/ASO	CB	18

Action	File	Note and Return
Approval	For Clearance	Per Conversation
As Requested	For Correction	Prepare Reply
Circulate	For Your Information	See Me
Comment	Investigate	Signature
Coordination	Justify	

REMARKS

Attached is a report of action taken as a result of the last EAA meeting. In addition, I contacted [redacted] and he indicated his willingness to serve one more term on the EAA Board.

5) Flurba - please report to next Board meeting.

DO NOT use this form as a RECORD of approvals, concurrences, disposals, clearances, and similar actions

FROM: (Name, org. symbol, Agency/Post) C/BSO	Room No.—Bldg.
	Phone No.

REF ID: A66120

14 May 1979

NOTE FOR Chief, Benefits and Services Division

Regarding outstanding items from the last EAA Board Meeting:

a. Attached is a copy of the Balance Sheet of the First Quarter 1979 reflecting explanatory footnotes called for by the Board.

b. Store cashiers have been instructed by the Store Manager to spot check membership card numbers with badge numbers.

c. The \$566 in "supplies and office expenses" on the balance sheet involved the following:

Two new price labeling machines and label tape (old ones worn out)	\$245
Paper bags (now being bought in bulk)	205
Printing of forms and purchase of necessary accounting supplies	50
Stamps	15
Cash Register Repair	42
Batteries for returned Seiko watches	12


STATINTL



EMPLOYEE ACTIVITY ASSOCIATION INC.
FINANCIAL STATEMENTS FOR THE PERIOD ENDED 31 MARCH 1979

INDEX

Exhibit A	Balance Sheet
Exhibit B	Statement of Income and Expenses
Exhibit C	Statement of Income and Expenses Other than Store
Statement 1	Profit on Store Sales



EAA Accounting Office 4/7/79

STATINTL

EMPLOYEE ACTIVITY ASSOCIATION INC.
Balance Sheet
31 March 1979 and 1978

ASSETS

	1979	1978
Current Assets:		
Cash on hand and in bank	\$20,831.66	\$ 35,003.33
Savings and investments	39,634.45	98,785.92
Merchandise inventory	57,742.81	53,051.84
Prepaid expense	1,751.00	1,916.72
Store/Activity construction	-	73,000.00 *
Total current assets	<u>\$119,959.92</u>	<u>\$261,757.81</u>
Equipment:	\$ 29,987.40 **	\$ 12,987.40
Less: Reserve for depreciation	<u>12,764.37</u>	<u>9,799.12</u>
Total	\$ 17,223.03	\$ 3,188.28
Total Assets	<u>\$137,182.95</u>	<u>\$264,946.09</u>

LIABILITIES AND NET WORTH

Current Liabilities:

Accounts payable - trade	\$ 18,342.49	\$ 17,286.87
Accounts payable - tickets	2,698.87	3,657.67
Accounts payable - instructors	481.00	594.00
Taxes payable	1,897.14	1,449.15
Deposits on special orders	218.50	1,190.95
Accrued expenses payable	1,844.20	74,945.91
Total current liabilities	<u>\$ 25,482.20</u>	<u>\$ 99,124.55</u>
Net Worth:		
EAA Fund, 1 January 1979	175,072.65	164,528.01
Adjustment, 1st quarter	(63,700.00) ***	-
Net gain for period (Exhibit B)	328.10	1,293.53
EAA Fund Balance, 31 March	<u>111,700.75</u>	<u>165,821.54</u>
Total Liabilities and Net Worth	<u>\$137,182.95</u>	<u>\$264,946.09</u>

* Represents \$50,000 in funds approved for Recreational/Athletic Fields and \$23,000 for construction cost of new Store.

** Increase reflects Store construction costs being entered as equipment after payment of actual bill in the amount of \$17,000 in May 1978.

*** Adjustment called for by Board of Directors at 1 February 1979 meeting to remove cost of the Recreational/Athletic Fields from books and treat as a gift. Total cost was \$63,700; \$50,000 approved 28 April 1977 and an additional \$13,700 approved 1 June 1978.

EMPLOYEE ACTIVITY ASSOCIATION INC.
Statement of Income and Expenses
For the three months ended 31 March 1979 and 1978

	1979	1978
Income:		
Merchandise sales	\$69,091.86	\$71,404.84
Inventory, 1 January	\$ 43,480.05	\$ 44,350.69
Purchases	73,775.78	67,988.23
Freight expense	376.10	349.20
Total	<u>\$117,631.93</u>	<u>\$112,688.12</u>
Inventory, 31 March	<u>57,742.81</u>	<u>53,051.84</u>
Cost of merchandise sold	59,889.12	59,636.28
Profit on sales	9,202.74	11,768.56
Add: Purchase discounts	1,316.43	1,200.47
Dealer's tax discount	89.13	101.37
Gross profit on sales	<u>10,608.30</u>	<u>13,070.40</u>
Other Income: Prorated		
	<u>Percent</u>	
Membership dues	40	\$ 1,529.20
Interest	60	488.05
Other income	100	-
Gross income from store		<u>\$12,625.55</u>
		<u>\$15,134.48</u>
Expenses: Prorated		
Salaries/contract	*	\$ 6,066.60
Salaries/Staff	100	4,017.48
Payroll taxes	*	329.17
Depreciation	100	711.32
Insurance	60	365.96
Telephone	40	30.00
Supplies & office expense	Actual	566.53
Cash over/short	"	17.72
Other expenses	"	10.00
Insufficient funds	"	32.27
Total expenses		<u>\$12,147.05</u>
		<u>\$14,346.07</u>
Net gain on store operations	\$ 478.50	\$ 788.41
Net gain or (loss) on other EAA Activities (Exhibit C)	(150.40)	505.12
Net gain for period	<u>\$ 328.10</u>	<u>\$ 1,293.53</u>

* 60% of accounting office salaries

EMPLOYEE ACTIVITY ASSOCIATION INC.
Statement of Income and Expenses Other Than Store
For the period ended 31 March 1979 and 1978

	<u>Percent Prorated</u>	1979	1978
Income:			
Membership dues	60	\$2,293.80	\$1,502.40
Barbershop	100	776.85	702.00
Interest	40	325.37	644.32
Gain on ticket sales	100	408.16	445.73
Gain on employee programs	100	28.00	51.00
Total income		<u>\$3,832.18</u>	<u>\$3,345.45</u>
Expenses: Administrative			
Salaries/contract	*	\$1,550.40	\$1,188.60
Payroll taxes	*	219.45	98.74
Insurance	40	243.98	177.38
Telephone	60	45.00	45.00
Supplies & office expense	Actual	15.00	13.00
Cash over/short	"	8.75	5.35
Total administrative		<u>\$2,082.58</u>	<u>\$1,528.07</u>
Budgeted Activities:			
Basketball		\$1,650.00	\$1,012.26
Karate Club		100.00	-
Photo Club		150.00	-
Rifle & Pistol Club		-	150.00
Trap & Skeet Club		-	150.00
Total Budgeted Activities		<u>\$1,900.00</u>	<u>\$1,312.26</u>
Total expenses		<u>\$3,982.58</u>	<u>\$2,840.33</u>
Net gain or (loss) on other EAA Activities		<u>\$ (150.40)</u>	<u>\$ 505.12</u>

* 40% of accounting office salaries

MEMBERSHIP STATUS

	<u>Sponsors</u>	<u>Patrons</u>	<u>Annual</u>	<u>Total</u>
Totals, 1 January 1979	200	615	3,320	4,135
Sold, 1 January - 31 March 1979	7	49	1,020	1,076
Expired, 1 January - 31 March 1979	-1	-39	-713	-753
Totals, 31 March 1979	<u>206</u>	<u>625</u>	<u>3,627</u>	<u>4,458</u>

EMPLOYEE ACTIVITY ASSOCIATION INC.
Profit on Store Sales

Year	Period	Sales	Gross Profit on Mise. Sold		Added Profit		Gross Profit on Sales	
			Amount	% of Sales	Trade Discounts	Sales Tax Discounts	Amount	% of Sales
1977	January - March	\$ 69,702.	\$ 9,358.	13.4	\$1,376.	\$ 96.	\$10,830.	15.5
	April - June	84,699.	10,005.	11.8	1,166.	79.	11,250.	13.2
	July - September	77,796.	9,634.	12.3	896.	80.	10,610.	13.6
	October - December	139,437.	14,220.	10.1	1,324.	89.	15,633.	11.2
	Totals	<u>\$371,634.</u>	<u>\$43,217.</u>	11.6	<u>\$4,762.</u>	<u>\$344.</u>	<u>\$48,323.</u>	13.0
1978	January - March	\$ 71,405.	\$11,769.	16.4	\$1,200.	\$101.	\$13,070.	18.3
	April - June	94,686.	9,779.	10.3	895.	90.	10,764.	11.3
	July - September	79,588.	12,396.	15.6	848.	82.	13,326.	16.7
	October - December	130,635.	19,246.	14.7	1,186.	93.	20,524.	15.7
	Totals	<u>\$376,314.</u>	<u>\$53,190.</u>	14.7	<u>\$4,129.</u>	<u>\$366.</u>	<u>\$57,684.</u>	15.7
1979	January - March	\$ 69,092.	\$10,608.	15.3	\$1,316.	\$ 89.	\$12,013.	17.3

COO B's Copy

EMPLOYEE ACTIVITY ASSOCIATION INC.
FINANCIAL STATEMENTS FOR THE YEAR 1978

INDEX:

Exhibit A	Balance Sheet
Exhibit B	Statement of Income and Expenses
Exhibit C	Statement of Income and Expenses Other than Store
Exhibit D	Statement of Cost of Employee Programs
Statement 1	Profit on Store Sales



STATINTL

EMPLOYEE ACTIVITY ASSOCIATION INC.
Balance Sheet
31 December 1978 and 1977

ASSETS

	1978	1977
Current Assets:		
Cash on hand and in bank	\$ 47,268.59	\$ 56,995.00
Savings and investments	42,521.03	97,175.12
Accounts receivable	-	150.00
Merchandise inventory	43,480.05	44,350.69
Store renovation	17,000.00	-
Recreation & athletic facilities	50,000.00	-
Prepaid expense	871.94	1,263.17
Total current assets	<u>\$201,141.61</u>	<u>\$199,933.98</u>
Equipment:		
Equipment	12,987.40	11,190.25
Less: Reserve for depreciation	12,053.05	8,933.56
Total	934.35	<u>2,256.69</u>
Total Assets	<u>\$202,075.96</u>	<u>\$202,190.67</u>

Over 10 yrs.

How reduced?

Accumulation from beginning

*Cash Register
Wall Fixture
Shaw Case
Cupboard
Stove Unit*

LIABILITIES AND NET WORTH

Current Liabilities:		
Accounts Payable - trade	\$ 20,532.33	\$ 23,047.23
Accounts payable - tickets	1,377.16	2,069.50
Accounts payable - instructors	100.50	393.00
Accounts payable - other	-	334.35
Taxes payable	2,530.08	2,932.18
Accrued expenses payable	2,095.79	8,876.40
Deposits on special orders	367.45	10.00
Total liabilities	<u>\$ 27,003.31</u>	<u>\$ 37,662.66</u>
Net Worth:		
EAA Fund Balance, 1 January	164,528.01	160,376.92
Net gain for year (Exhibit B)	10,544.64	4,151.09
EAA Fund Balance, 31 December	<u>\$175,072.65</u>	<u>\$164,528.01</u>
Total Liabilities and Net Worth	<u>\$202,075.96</u>	<u>\$202,190.67</u>

*Salaries
FICA
Unemployment tax*

*New category:
Fixed assets
(to handle "store renovation")*

31 Dec 1978

Sanyo

RP 8330 Sm port radio 29.15

Panasonic

* Quiz kid racer 26.25

RQ 2765 (empty box) Cass recorder 43.85

RF 015 (empty box) Sm Port Radio pocket size 36.55

RF 1003 Radio - 2 band 31.40

RQ 2105 Sm Cass recorder 25.10

192.30

* On Inw but did not receive. Mdee signed for on dock + do not know if we were shorted by Vendor or taken from cart.

30 Sept 1978

Panasonic

* RC-100	6 @ 38.25	229.50
Numark HV2000 - 2nd phone for stereo		26.40
RF 1104 (empty box) Port Radio		36.55
** RF 567		25.10

Samsonite

* Attache 05-93	3 @ 35.63	<u>106.89</u>
		424.44

* Do not believe these were received. Not properly checked when recd.
** One of the checks in question. Sold to Phil but did not go thru register.

Difference = 4,400

Total salary exp. 78 vs 77 about same.

EMPLOYEE ACTIVITY ASSOCIATION INC.
 Statement of Income and Expense - STORE
 For the Years Ended 31 December 1978 and 1977

	1978	1977
Income:		
Merchandise sales	\$376,313.68	\$371,633.90
Inventory, 1 January	\$ 44,350.69	\$ 37,912.49
Purchases	320,254.31	333,216.16
Freight expense	1,998.61	1,639.20
Total	<u>\$366,603.61</u>	<u>\$372,767.85</u>
Inventory, 31 December	43,480.05	44,350.69
Cost of merchandise sold	323,123.56	328,417.16
Profit on sales	53,190.12	43,216.74
Add: Purchase discounts	4,128.69	4,762.12
Dealer's tax discount	365.51	343.89
Gross profit on sales	<u>57,684.32</u>	<u>48,322.75</u>
Other Income: (Prorated)		
Membership dues	40 5,007.60	5,617.60
Interest	60 3,578.59	3,855.75
Other income	100 96.00	.21
Gross income from store	<u>\$ 66,366.51</u>	<u>\$ 57,826.31</u>
Expenses: (Prorated)		
Salaries/ contract non-Agency	* 10,555.16	\$ 15,387.83
Salaries/Agency	100 34,762.27	29,391.55
Payroll taxes	* 716.84	1,045.04
Tax assessment (refund)	100 (392.26)	392.26
Depreciation (Store - 10 yrs)	100 3,119.49	997.98
Insurance	60 1,102.34	1,036.09
Telephone	40 120.00	120.00
Supplies & office expense	Actual 1,129.84	1,259.10
Cash over/short	" 53.96	8.89
Other expenses	" 143.51	35.11
Merchandise losses	" 616.74	51.13
Total expenses	<u>\$ 51,927.89</u>	<u>\$ 49,724.98</u>
Net gain on store operations	\$ 14,438.62	\$ 8,101.33
Net gain or (loss) on other EAA Activities (Exhibit C)	(3,893.98)	(3,950.24)
Net gain for year	<u>\$ 10,544.64</u>	<u>\$ 4,151.09</u>

* 60% of accounting office salaries and 100% store salaries

** Itemized (by gtr)

EMPLOYEE ACTIVITY ASSOCIATION INC.
Statement of Income and Expenses Other Than Store
For the Years Ended 31 December 1978 and 1977

	<u>Percent Prorated</u>	1978	1977
Income:			
Membership dues	60	\$ 7,511.40	\$ 8,471.40
Barbershop	100	3,042.55	3,125.32
Interest	40	2,385.72	2,570.50
Gain on ticket sales	100	2,522.83	2,314.27
Gain on employee programs	100	104.00	222.00
Gain on camping equipment	100	491.66	487.75
Total income		<u>\$16,058.16</u>	<u>\$17,191.24</u>
Expenses: Administrative			
Salaries/contract	*	\$ 5,490.00	\$ 4,116.67
Payroll taxes	*	385.99	294.75
Insurance	40	734.89	690.73
Telephone	60	180.00	180.00
Freight expense	Actual	-	59.25
Supplies & office expense	"	382.02	266.56
Cash over/short	"	115.22	150.67
Other expenses	"	186.12	123.92
Total administrative		<u>\$ 7,474.24</u>	<u>\$ 5,882.55</u>
Budgeted employee programs (Exhibit D)		12,477.90	15,258.93
Total expenses		<u>\$19,952.14</u>	<u>\$21,141.48</u>
Net gain or (loss) on other EAA Activities		<u>\$ (3,893.98)</u>	<u>\$ (3,950.24)</u>

MEMBERSHIP STATUS

	<u>Sponsors</u>	<u>Patrons</u>	<u>Annual</u>	<u>Total</u>
Totals, 1 January 1978	167	589	3,858	4,614
Sold during year	33	137	3,353	3,523
Expired during year		-111	-3,891	-4,002
Totals, 31 December 1978	<u>200</u>	<u>615</u>	<u>3,320</u>	<u>4,135</u>

* 40% of accounting office salaries

EMPLOYEE ACTIVITY ASSOCIATION INC.
Statement of Cost of Employee Programs

	1978			1977		
	Approved Budget	Fees Collected	Expense	Approved Budget	Fees Collected	Expense
Basketball - men	\$ 2,528.00	\$ 680.00	\$ 1,743.26	\$ 3,330.00	\$ 600.00	\$ 2,432.50
Basketball - women	-	-	-	275.00	-	-0-
Bowling League	150.00	-	150.00	150.00	-	150.00
Bridge - Duplicate	100.00	-	-0-	100.00	-	-0-
Bridge - Rubber	20.00	-	-0-	10.00	-	-0-
Camping	300.00	-	-0-	350.00	-	205.46
Chess Club	100.00	-	-0-	100.00	-	-0-
Coin Club	40.00	-	40.00	75.00	-	75.00
Fishing Club	125.00	1,218.00	73.36	100.00	975.00	57.65
Football League	1,221.00	175.00	1,125.90	1,197.00	245.00	1,144.80
Glee Club	500.00	-	500.00	625.00	-	625.00
Golf League	100.00	-	-0-	100.00	-	100.00
Karate Club	150.00	-	150.00	150.00	-	150.00
Knitting/Crochet	50.00	-	50.00	-	-	-
100 Mile Club	100.00	-	53.00	100.00	-	39.88
October Fair	50.00	-	-0-	50.00	-	-0-
Photo Club	150.00	-	-0-	200.00	-	200.00
Rifle & Pistol Club	150.00	-	150.00	150.00	-	150.00
SKI Club	-	-	-	150.00	-	-0-
Softball - men	5,148.00	1,800.00	4,207.70	5,368.00	1,755.00	5,755.52
Softball - women	1,000.00	630.00	1,000.00	580.00	324.00	580.00
Stamp Club	202.57	-	202.57	313.00	-	313.00
Tennis League	100.00	-	100.00	100.00	-	100.00
Trap & Skeet Club	300.00	-	300.00	300.00	-	300.00
Volleyball	826.00	840.00	547.00	1,158.00	945.00	952.50
Basketball/NPIC	430.00	-	-0-	430.00	-	-0-
Football/NPIC	535.00	-	-0-	535.00	-	-0-
Softball/NPIC	2,010.00	90.00	2,084.91	1,950.00	159.00	1,892.40
Volleyball/NPIC	480.00	-	-0-	480.00	-	35.22
Self Improvement	200.00	-	-0-	200.00	-	-0-
Totals	\$17,065.57	\$5,433.00	\$12,477.90	\$18,626.00	\$5,003.00	\$15,258.93

Note: Total expenditures include fees collected and expenses = \$17,910.90

EMPLOYEE ACTIVITY ASSOCIATION INC.
Profit on Store Sales

Year	Period	Sales	Gross Profit on Mdse. Sold		Added Profit		Gross Profit on Sales	
			Amount	% of Sales	Trade Discounts	Sales Tax Discounts	Amount	% of Sales
1976	January - March	\$ 71,373.	\$ 7,851.	10.9	\$1,322.	\$101.	\$ 9,274.	12.9
	April - June	90,587.	10,019.	11.0	998.	85.	11,102.	12.2
	July - September	90,230.	9,301.	10.3	804.	89.	10,194.	11.2
	October - December	138,400.	16,743.	12.0	1,562.	102.	18,407.	13.2
	Totals	<u>\$390,590.</u>	<u>\$43,914.</u>	<u>11.2</u>	<u>\$4,686.</u>	<u>\$377.</u>	<u>\$48,977.</u>	<u>12.5</u>
1977	January - March	\$ 69,702.	\$ 9,358.	13.4	\$1,376.	\$ 96.	\$10,830.	15.5
	April - June	84,699.	10,005.	11.8	1,166.	79.	11,250.	13.2
	July - September	77,796.	9,634.	12.3	896.	80.	10,610.	13.6
	October - December	139,437.	14,220.	10.1	1,324.	89.	15,633.	11.2
	Totals	<u>\$371,634.</u>	<u>\$43,217.</u>	<u>11.6</u>	<u>\$4,762.</u>	<u>\$344.</u>	<u>\$48,323.</u>	<u>13.0</u>
1978	January - March	\$ 71,405.	\$11,769.	16.4	\$1,200.	\$101.	\$13,070.	18.3
	April - June	94,686.	9,779.	10.3	895.	90.	10,764.	11.3
	July - September	79,588.	12,396.	15.6	848.	82.	13,326.	16.7
	October - December	130,635.	19,246.	14.7	1,186.	93.	20,524.	15.7
	Totals	<u>\$376,314.</u>	<u>\$53,190.</u>	<u>14.7</u>	<u>\$4,129.</u>	<u>\$366.</u>	<u>\$57,684.</u>	<u>15.7</u>

Yr. Ending 1978



YOUR EAA ANNUAL REPORT 78

EAA is a non-profit organization providing recreational, athletic, and hobby activities for its members. In addition, it operates "the Store" for the purpose of providing convenience shopping for quality merchandise at reasonable prices. It is primarily the return on Store sales, after payment of salaries and overhead, that funds the many activities enjoyed by EAA members.

EAA is governed by a Board of Directors made up of one member each from its Social and Cultural, Athletic, Special Events, and Self-Improvement directorates, plus one Director-at-Large. With the exception of the Director-at-Large, who is appointed by the Director of Personnel, these Directors are elected by their directorate members to two-year terms of office. Day-to-day management and operation of EAA is conducted by EAA officers who are elected annually by the Board of Directors.

You are encouraged to discuss with the appropriate director any ideas you may have for the improvement of EAA or to contact the EAA Coordinator if you want assistance in organizing a new club or activity.

This past year new recreational/athletic facilities and fields were constructed, thanks to a donation by your EAA of \$63,700. While this will not make EAA totally free from dependence on public facilities for such activities as softball, football, volleyball and basketball, it will provide us with an area the use and scheduling of which is controlled by us.

Inside this pamphlet you will find a report of EAA's financial position as well as a list of activities being sponsored in 1979. The activities and finances of EAA are audited by members of the Audit Staff.

EMPLOYEE ACTIVITY ASSOCIATION, INC.
 TREASURER'S REPORT
 31 December 1978

ASSETS

CURRENT ASSETS:

Cash on hand and in bank	\$ 47,268.59
Savings and Investments	42,521.03
Accounts Receivable	-
Merchandise Inventory	43,480.05
Prepaid Expenses	871.94
Total Current Assets	<u>\$134,141.61</u>
EQUIPMENT	<u>\$ 17,934.35</u>
TOTAL ASSETS	<u><u>\$152,075.96</u></u>

LIABILITIES AND NET WORTH

CURRENT LIABILITIES:

Accounts Payable	\$ 22,009.99
Taxes Payable	2,530.08
Accrued Expenses Payable	2,095.79
Deposits on Special Orders	<u>367.45</u>
TOTAL LIABILITIES	<u><u>\$ 27,003.31</u></u>

NET WORTH:

EAA Fund Balance, 1 Jan 78	\$164,528.01
Net Gain for 1978	10,544.64
Less Payment on Athletic/Recreation Field.	(50,000.00)
EAA Fund Balance 31 Dec 78	<u>\$125,072.65</u>
TOTAL LIABILITIES AND NET WORTH	<u><u>\$152,075.96</u></u>

At 31 December 1978 the Board of Directors had authorized, but not yet expended, an additional \$13,700 for the Athletic/Recreation Field.

EAA GRANTS APPROVED FOR 1979

Social Cultural Activities

Bridge (Duplicate)	\$100.00
Bridge (Rubber)	10.00
Chess Club	100.00
Coin Club	40.00
Garden Club	-0-
Glee Club	400.00
Knitting-Crochet	-0-
Photo	150.00
Riding Club	-0-
Stamp Club	175.00
Prayer Group	100.00

Athletic Clubs & Leagues

Basketball (Men)	\$2,668.00
Basketball (Women)	-0-
Bowling	150.00
Football	1,263.00
Golf	100.00
Karate	100.00
Rifle & Pistol	150.00
Softball (Men)	5,313.00
Softball (Women)	1,275.00
Tennis	100.00
Trap & Skeet	200.00
Volleyball (Coed)	836.00
Volleyball (Men)	-0-
100 Mile Club	100.00

Self-Improvement Instruction \$200.00

Special Events

Camping	\$300.00
Fishing	125.00
October Fair	50.00
Ski Club	-0-

NPIC Activities

Basketball	\$400.00
Football	535.00
Softball	2,210.00
Volleyball	500.00

TOTAL ALL APPROVED GRANTS \$17,650.00

EMPLOYEE ACTIVITY ASSOCIATION INC.
FINANCIAL STATEMENTS FOR THE NINE MONTHS ENDED 30 SEPTEMBER 1978

INDEX

Exhibit A	Balance Sheet
Exhibit B	Statement of Income and Expenses
Exhibit C	Statement of Income and Expenses Other than Store
Statement 1	Profit on Store Sales

STATINTL

[Redacted Box]

EAR Accounting Office

EMPLOYEE ACTIVITY ASSOCIATION INC.

Balance Sheet

30 September 1978 and 1977

ASSETS

	1978	1977
Current Assets:		
Cash on hand and in bank	\$ 28,122.41	\$ 39,402.45
Savings and investments	87,227.87	95,522.95
Merchandise inventory	53,581.45	54,808.78
Prepaid expense	1,089.35	1,304.34
Store construction	17,000.00	-
Total current assets	<u>\$187,021.08</u>	<u>\$191,038.52</u>
Equipment:	12,987.40	11,190.25
Less: Reserve for depreciation	11,301.74	8,695.36
Total	<u>1,685.66</u>	<u>2,494.89</u>
Total Assets	<u>\$188,706.74</u>	<u>\$193,533.41</u>

LIABILITIES AND NET WORTH

Current Liabilities:		
Accounts payable - trade	\$ 17,454.68	\$ 14,481.67
Accounts payable - tickets	3,558.87	3,655.50
Accounts payable - instructors	259.50	500.00
Accounts payable - other	-	334.35
Taxes payable	1,124.18	1,214.25
Deposits on special orders	440.00	463.00
Accrued expenses payable	1,520.42	8,017.57
Total current assets	<u>\$ 24,357.65</u>	<u>\$ 28,666.34</u>
Net Worth:		
EAA Fund Balance, 1 January	\$164,528.01	\$160,376.92
Net gain or (loss) for period (Exhibit B)	(178.92)	4,490.15
EAA Fund Balance, 30 September	<u>\$164,349.09</u>	<u>\$164,867.07</u>
Total Liabilities and Net Worth	<u>\$188,706.74</u>	<u>\$193,533.41</u>

EXHIBIT A

		1978	1977
Income:			
Merchandise sales		\$245,679.36	\$232,197.18
Inventory, 1 January	\$ 44,350.69		\$ 37,912.49
Purchases	219,572.30		219,047.41
Freight expense	1,393.56		1,049.06
Total	<u>\$265,316.55</u>		<u>\$258,008.96</u>
Inventory, 30 September	53,581.45		54,808.78
Cost of merchandise sold		<u>211,735.10</u>	<u>203,200.18</u>
Profit on sales		33,944.26	28,977.00
Add: Purchase discounts		2,943.24	3,438.46
Dealer's tax discount		272.84	254.96
Gross profit on sales		<u>37,160.34</u>	<u>32,690.42</u>
Other Income: Prorated			
	<u>Percent</u>		
Membership dues	40	3,891.20	4,310.00
Interest	60	2,802.69	2,864.45
Other income	100	96.00	.21
Gross income from store operations		<u>\$ 43,950.23</u>	<u>\$ 39,865.08</u>
Expenses: Prorated			
Salaries/contract	*	\$ 6,878.15	\$ 12,404.36
Salaries/staff	100	29,890.07	15,682.14
Payroll taxes	*	465.52	836.29
Depreciation	100	2,368.18	759.78
Insurance	60	762.49	773.79
Telephone	40	90.00	90.00
Supplies & office expense	Actual	889.52	842.46
Cash over/short	"	38.86	52.04
Other expenses	"	123.51	35.11
Merchandise losses	"	-	51.13
Total expenses		<u>\$ 41,506.30</u>	<u>\$ 31,527.10</u>
Net gain on store operations		\$ 2,443.93	\$ 8,337.98
Net gain or (loss) on other EAA Activities (Exhibit C)		(2,622.85)	(3,847.83)
Net gain or (loss) for period		<u>(178.92)</u>	<u>4,490.15</u>

* 60% of accounting office salaries

EMPLOYEE ACTIVITY ASSOCIATION INC.
 Approved For Release 2003/08/28 : CIA-RDP85-00375R000300160001-2
 Statement of Income and Expenses of the Association
 For the nine months ended 30 September 1978 and 1977

	<u>Percent Prorated</u>	1978	1977
Income:			
Membership dues	60	\$ 5,836.80	\$ 6,465.00
Barbership	100	2,152.78	2,157.66
Interest	40	1,868.46	1,909.63
Gain on ticket sales	100	2,230.57	2,071.77
Gain on employee programs	100	86.00	172.00
Gain on camping equipment	100	463.16	462.75
Total income		<u>\$12,637.77</u>	<u>\$13,238.81</u>
Expenses: Administrative:			
Salaries/contract	*	\$ 3,816.00	\$ 3,055.72
Payroll taxes	*	261.86	209.07
Insurance	40	508.33	515.86
Telephone	60	135.00	135.00
Freight expense	Actual	-	59.25
Supplies & office expense	"	242.50	207.57
Cash over/short	"	446.63	150.47
Other expenses	"	186.12	123.92
Total administrative		<u>\$ 5,596.44</u>	<u>\$ 4,456.86</u>
Budgeted Activities:			
Basketball - men		\$ 1,720.26	\$ 2,432.50
Camping		-	205.46
Coin Club		40.00	75.00
Fishing Club		33.00	44.00
Football League		(98.76)**	81.16
Glee Club		500.00	625.00
Karate Club		150.00	150.00
100 Mile Club		43.00	27.52
Photo Club		-	200.00
Rifle & Pistol Club		150.00	150.00
Softball - men		4,214.20	5,755.52
Softball - women		1,000.00	580.00
Stamp Club		202.57	313.00
Trap & Skeet Club		150.00	150.00
Volleyball		(525.00)**	(87.00)**
Softball/NPIC		2,084.91	1,892.40
Volleyball/NPIC		-	35.22
Total budgeted activities		<u>\$9,664.18</u>	<u>\$12,629.78</u>
Total Expenses		<u>\$15,260.62</u>	<u>\$17,086.64</u>
Net gain or (loss) on other EAA Activities		<u>(\$2,622.85)</u>	<u>(\$3,847.83)</u>

* 40% of accounting office salaries
 ** Excess of fees collected over expenditures

MEMBERSHIP STATUS

	<u>Sponsors</u>	<u>Patrons</u>	<u>Annual</u>	<u>Total</u>
Totals, 1 January 1978	167	589	3,858	4,614
Sold, 1 January - 30 September 1978	26	99	2,632	2,757
Expired, 1 January-30 September 1978	-	-72	-3,005	-3,077
Totals, 30 September 1978	<u>193</u>	<u>616</u>	<u>3,485</u>	<u>4,294</u>

EMPLOYEE ACTIVITY ASSOCIATION INC.
Profit on Store Sales

STATEMENT 1

Year	Period	Sales	Gross Profit on Mise. Sold		Added Profit		Gross Profit on Sales	
			Amount	% of Sales	Trade Discounts	Sales Tax Discounts	Amount	% of Sales
1976	January - March	\$ 71,373.	\$ 7,851.	10.9	\$1,322.	\$101.	\$ 9,274.	12.9
	April - June	90,587.	10,019.	11.0	998.	85.	11,102.	12.2
	July - September	90,230.	9,301.	10.3	804.	89.	10,194.	11.2
	October - December	138,400.	16,743.	12.0	1,562.	102.	18,407.	13.2
	Totals	<u>\$390,590.</u>	<u>\$43,914.</u>	11.2	<u>\$4,686.</u>	<u>\$377.</u>	<u>\$48,977.</u>	12.5
1977	January - March	\$ 69,702.	\$ 9,358.	13.4	\$1,376.	\$ 96.	\$10,830.	15.5
	April - June	84,699.	10,005.	11.8	1,166.	79.	11,250.	13.2
	July - September	77,796.	9,634.	12.3	896.	80.	10,610.	13.6
	October - December	139,437.	14,220.	10.1	1,324.	89.	15,633.	11.2
	Totals	<u>\$371,634.</u>	<u>\$43,217.</u>	11.6	<u>\$4,762.</u>	<u>\$344.</u>	<u>\$48,323.</u>	13.0
1978	January - March	\$ 71,405.	\$11,769.	16.4	\$1,200.	\$101.	\$13,070.	18.3
	April - June	94,686.	9,779.	10.3	895.	90.	10,764.	11.3
	July - September	79,588.	12,396.	15.6	848.	82.	13,326.	16.7

EMPLOYEE ACTIVITY ASSOCIATION INC.
FINANCIAL STATEMENTS FOR THE SIX MONTHS ENDED
30 June 1978

INDEX

Exhibit A	Balance Sheet
Exhibit B	Statement of Income and Expenses
Exhibit C	Statement of Income and Expenses Other than Store
Statement 1	Profit on Store Sales



EAA Accounting Office

STATINTL

EMPLOYEE ACTIVITY ASSOCIATION INC.
Balance Sheet
30 June 1978 and 1977

ASSETS

	1978	1977
Current Assets:		
Cash on hand and in bank	\$ 42,732.74	\$ 41,760.90
Savings and investments	85,690.41	93,889.03
Tickets on hand	-	480.00
Merchandise inventory	41,862.75	45,324.47
Prepaid expense	1,473.35	1,679.21
Store Construction	17,000.00	-
Total current assets	<u>\$188,759.25</u>	<u>\$183,133.61</u>
Equipment	12,987.40	11,190.25
Less: Reserve for depreciation	10,125.43	8,442.10
Total	<u>\$ 2,861.97</u>	<u>\$ 2,748.15</u>
Total Assets	<u>\$191,621.22*</u>	<u>\$185,881.76</u>

LIABILITIES AND NET WORTH

Current Liabilities:		
Accounts payable - trade	\$ 13,293.14	\$ 11,815.95
Accounts payable - tickets	6,932.71	5,950.50
Accounts payable - instructors	534.50	150.50
Taxes payable	1,551.27	1,630.34
Deposits on special orders	606.46	314.68
Accrued expenses payable	566.09	4,909.56
Total current liabilities	<u>\$ 23,484.17</u>	<u>\$ 24,771.53</u>
Net Worth:		
EAA Fund Balance, 1 January	\$164,528.01	\$160,376.92
Net gain for period (Exhibit B)	3,609.04	733.31
EAA Fund Balance, 30 June 1978	<u>\$168,137.05</u>	<u>\$161,110.23</u>
Total Liabilities and Net Worth	<u>\$191,621.22*</u>	<u>\$185,881.76</u>

* By resolutions of 28 April 1977, and 1 June 1978, the Employee Activity Association Board of Directors committed EAA funds in the amount of \$63,700. toward future construction of recreational/athletic facilities.

EMPLOYEE ACTIVITY ASSOCIATION INC.
Statement of Income and Expenses
For the six months ended 30 June 1978 and 1977

1978

1977

Income:			
Merchandise sales		\$166,091.02	\$154,401.60
Inventory, 1 January	\$ 44,350.69		\$37,912.49
Purchases	44,206.08		44,752.85
Freight expense	848.71		697.99
Total	\$186,405.48		\$180,363.33
Inventory, 30 June	41,862.75		45,324.47
Cost of merchandise sold		144,542.73	135,038.86
Profit on sales		21,548.29	19,362.74
Add: Purchase discounts		2,095.11	2,542.14
Dealer's tax discount		191.29	174.76
Gross profit on sales		23,834.69	22,079.64
Other Income: (Prorated)	Percent		
Membership dues	40	\$ 2,840.80	\$ 2,979.60
Interest	60	1,880.21	1,884.10
Misc. Income	100	96.00	.21
Gross Income from store operations		\$ 28,651.70	\$ 26,943.55
Expenses: (Prorated)			
Salaries/contract	*	\$ 4,638.05	\$ 8,460.30
Salaries/staff	100	19,594.30	12,267.14
Payroll taxes	*	329.02	572.58
Depreciation	100	1,191.87	506.52
Insurance	60	532.09	515.87
Telephone	40	60.00	50.00
Supplies & office expense	Actual	567.39	686.77
Cash over/short	"	20.56	7.46
Other expenses	"	110.00	10.00
Total expenses		\$ 27,043.28	\$ 23,076.64
Net gain on store operations		\$ 1,608.42	\$ 3,866.91
Net gain or (loss) on other EAA Activities (Exhibit C)		2,000.62	(3,133.60)
Net gain for period		\$ 3,609.04	\$ 733.31

* 60% of accounting office salaries

EXHIBIT B

EMPLOYEE ACTIVITY ASSOCIATION INC.
Statement of Income and Expenses Other Than Store
For the six months ended 30 June 1978 and 1977

	Percent <u>Prorated</u>	1978	1977
Income:			
Membership dues	60	\$ 4,261.20	\$ 4,469.40
Barbershop	100	1,408.12	1,412.86
Interest	40	1,253.48	1,256.06
Gain on ticket sales	100	1,473.93	1,342.51
Gain on employee programs	100	61.00	121.00
Gain on camping equipment	100	252.13	242.00
Total income		<u>\$ 8,709.86</u>	<u>\$ 8,843.83</u>
Expenses: Administrative			
Salaries/contract	*	\$ 2,322.60	\$ 1,938.11
Payroll taxes	*	169.50	134.31
Insurance	40	354.73	343.91
Telephone	60	90.00	75.00
Freight expense	Actual	-	59.25
Supplies & office expense	"	93.59	166.73
Cash over/short	"	23.48	165.82
Other expenses	"	172.60	120.92
Insufficient funds	"	48.30	-
Total administrative		<u>\$ 3,274.80</u>	<u>\$ 3,004.05</u>
Budgeted Activities:			
Basketball - men		\$ 1,720.26	\$ 2,432.50
Camping		-	205.46
Coin Club		40.00	75.00
Fishing Club		(129.00)**	(88.00)**
Glee Club		500.00	625.00
Karate Club		150.00	150.00
100-Mile Club		20.00	20.40
Rifle & Pistol Club		150.00	150.00
Softball - men		262.38	2,657.12
Softball - women		(228.68)**	94.50
Stamp Club		202.57	313.00
Trap & Skeet Club		150.00	150.00
Volleyball		-	296.00
Softball/NPIC		596.91	1,892.40
Total budgeted activities		<u>\$ 3,434.44</u>	<u>\$ 8,973.38</u>
Total Expenses		<u>\$ 6,709.24</u>	<u>\$11,977.43</u>
Net gain or (loss) on other EAA Activities		<u>\$ 2,000.62</u>	<u>(\$ 3,133.60)</u>

* 40% of accounting office salaries

** Excess of fees collected over expenditures

MEMBERSHIP STATUS

	<u>Sponsors</u>	<u>Patrons</u>	<u>Annual</u>	<u>Total</u>
Totals, 1 January 1978	167	589	3,858	4,614
Sold, 1 January - 30 June 1978	19	70	1,931	2,020
Expired, 1 January - 30 June 1978	-	-57	-2,059	-2,116
Totals, 30 June 1978	<u>186</u>	<u>602</u>	<u>3,730</u>	<u>4,518</u>

EMPLOYEE ACTIVITY ASSOCIATION INC.
Profit on Store Sales

Year	Period	Sales	Gross Profit on Mdse. Sold		Added Profit		Gross Profit on Sales	
			Amount	% of Sales	Trade Discounts	Sales Tax Discounts	Amount	% of Sales
1976	January - March	\$ 71,373.	\$ 7,851.	10.9	\$1,322.	\$101.	\$ 9,274.	12.9
	April - June	90,587.	10,019.	11.0	998.	85.	11,102.	12.2
	July - September	90,230.	9,301.	10.3	804.	89.	10,194.	11.2
	October - December	138,400.	16,743.	12.0	1,562.	102.	18,407.	13.2
	Totals	<u>\$390,590.</u>	<u>\$43,914.</u>	11.2	<u>\$4,686.</u>	<u>\$377.</u>	<u>\$48,977.</u>	12.5
1977	January - March	\$ 69,702.	\$ 9,358.	13.4	\$1,376.	\$ 96.	\$10,830.	15.5
	April - June	84,699.	10,005.	11.8	1,166.	79.	11,250.	13.2
	July - September	77,796.	9,634.	12.3	896.	80.	10,610.	13.6
	October - December	139,437.	14,220.	10.1	1,324.	89.	15,633.	11.2
	Totals	<u>\$371,634.</u>	<u>\$43,217.</u>	11.6	<u>\$4,762.</u>	<u>\$344.</u>	<u>\$48,323.</u>	13.0
1978	January - March	\$ 71,405.	\$11,769.	16.4	\$1,200.	\$101.	\$13,070.	18.3
	April - June	94,686.	9,779.	10.3	895.	90.	10,764.	11.3

STATEMENT 1

A G E N D A

EAA Board of Directors Meeting

Room 5 E 62, Headquarters
2:00 p.m., 11 May 1978

- I. Review of First Quarter Financial Statement
- II. Finances Concerning Purchase of Football Tickets
- III. Report on Construction of Athletic/Recreation Area

EMPLOYEE ACTIVITY ASSOCIATION INC.
FINANCIAL STATEMENTS FOR THE PERIOD ENDED 31 MARCH 1978

INDEX

Exhibit A	Balance Sheet
Exhibit B	Statement of Income and Expenses
Exhibit C	Statement of Income and Expenses Other than Store
Statement 1	Profit on Store Sales

[Redacted Box]

ERA Accounting Office 4/13

STATINTL

EMPLOYEE ACTIVITY ASSOCIATION INC.
Balance Sheet
31 March 1978 and 1977

ASSETS

	1978	1977
Current Assets:		
Cash on hand and in bank	\$ 35,003.33	\$ 38,669.49
Savings and investments	98,785.92	92,295.68
Accounts receivable	-	14.00
Merchandise inventory	53,051.84	44,942.48
Prepaid expense	1,916.72	2,109.08
Store/Activity construction	73,000.00	-
Total current assets	<u>\$261,757.81</u>	<u>\$178,030.73</u>
Equipment:	12,987.40	11,190.25
Less: Reserve for depreciation	9,799.12	8,188.84
Total	<u>\$ 3,188.28</u>	<u>\$ 3,001.41</u>
Total Assets	<u>\$264,946.09</u>	<u>\$181,032.14</u>

LIABILITIES AND NET WORTH

Current Liabilities:		
Accounts Payable - trade	\$ 17,286.87	\$ 8,798.97
Accounts Payable - tickets	3,657.67	3,803.20
Accounts Payable - instructors	594.00	743.00
Taxes payable	1,449.15	1,500.81
Deposits on special orders	1,190.95	395.93
Accrued expenses payable	74,945.91	6,951.23
Total current liabilities	<u>\$ 99,124.55</u>	<u>\$ 22,193.14</u>
Net Worth:		
EAA Fund, 1 January 1978	164,528.01	160,376.92
Net gain or (loss for period (Exhibit B))	1,293.53	(1,537.92)
EAA Fund Balance, 31 March	<u>165,821.54</u>	<u>158,839.00</u>
Total Liabilities and Net Worth	<u>\$264,946.09</u>	<u>\$181,032.14</u>

EMPLOYEE ACTIVITY ASSOCIATION INC.
Statement of Income and Expenses
For the three months ended 31 March 1978 and 1977

	1978	1977
Income - Store:		
Merchandise Sales	\$ 71,404.84	\$ 69,702.48
Inventory, 1 January	\$ 44,350.69	\$ 37,912.49
Purchases	67,988.23	67,059.45
Freight expense	349.20	315.07
Total	<u>\$112,688.12</u>	<u>\$105,287.01</u>
Inventory, 31 March	53,051.84	44,942.48
Cost of merchandise sold	59,636.28	60,344.53
Profit on sales	11,768.56	9,357.95
Add: Purchase discounts	1,200.47	1,375.57
Dealer's tax discount	101.37	96.55
Gross profit on sales	<u>13,070.40</u>	<u>10,830.07</u>
Other Income: Prorated		
Membership dues	40 1,001.60	1,143.60
Interest	60 966.48	929.32
Other Income	100 96.00	-
Gross Income from Store	<u>\$ 15,134.48</u>	<u>\$ 12,902.99</u>
Expenses - Store: Prorated		
Salaries/contract	* \$ 2,224.91	\$ 4,094.12
Salaries/Staff	100 10,534.09	6,119.18
Payroll taxes	* 183.38	271.05
Depreciation	100 865.56	253.26
Insurance	60 266.07	257.95
Telephone	40 30.00	30.00
Supplies & office expense	Actual 119.23	338.45
Cash over/short	" 12.83	3.48
Other expenses	" 110.00	10.00
Total expenses	<u>\$ 14,346.07</u>	<u>\$ 11,377.49</u>
Net gain on store operations	\$ 788.41	\$ 1,525.50
Net gain or (loss) on other EAA Activities (Exhibit C)	505.12	(3,063.42)
Net gain or (loss) for period	<u>\$ 1,293.53</u>	<u>\$ (1,537.92)</u>

* 60% of accounting office salaries

EMPLOYEE ACTIVITY ASSOCIATION INC.
Statement of Income and Expenses Other Than Store
For the period ended 31 March 1978 and 1977

	<u>Percent Prorated</u>	1978	1977
Income:			
Membership dues	60	\$1,502.40	\$1,715.40
Barbershop	100	702.00	660.65
Interest	40	644.32	619.55
Gain on ticket sales	100	445.73	510.00
Gain on employee programs	100	51.00	57.00
Total income		<u>\$3,345.45</u>	<u>\$3,562.60</u>
Expenses: Administrative			
Salaries/contract	*	\$1,188.60	\$ 977.26
Payroll taxes	*	98.74	67.76
Insurance	40	177.38	171.96
Telephone	60	45.00	45.00
Freight expense	Actual	-	43.60
Supplies & office expense	"	13.00	111.00
Cash over/short	"	5.35	139.40
Other expenses	"	-	5.40
Total administrative		<u>\$1,528.07</u>	<u>\$1,561.38</u>
Budgeted Activities:			
Basketball		\$1,012.26	\$2,082.50
Camping		-	197.35
Fishing Club		-	(36.00)**
Glee Club		-	625.00
Karate Club		-	150.00
100 Mile Club		-	10.40
Rifle & Pistol Club		150.00	150.00
Softball - men		-	1,097.14
Softball - women		-	268.50
Stamp Club		-	313.00
Trap & Skeet Club		150.00	-
Volleyball		-	(175.00)**
Softball/NPIC		-	381.75
Total Budgeted Activities		<u>\$1,312.26</u>	<u>\$5,064.64</u>
Total Expenses		<u>\$2,840.33</u>	<u>\$6,626.02</u>
Net gain or (loss) on other EAA Activities		<u>\$ 505.12</u>	<u>(\$3,063.42)</u>

*40% of accounting office salaries

** Excess of fees collected over expenditures

MEMBERSHIP STATUS

	<u>Sponsors</u>	<u>Patrons</u>	<u>Annual</u>	<u>Total</u>
Totals, 1 January 1978	167	589	3,858	4,614
Sold, 1 January - 31 March 1978	5	20	713	738
Expired, 1 January - 31 March 1978	-	-19	-779	-798
Totals, 31 March 1978	<u>172</u>	<u>590</u>	<u>3,792</u>	<u>4,554</u>

EMPLOYEE ACTIVITY ASSOCIATION INC.
Profit on Store Sales

Year	Period	Sales	Gross Profit on Mdse. Sold		Added Profit Trade Sales Tax Discounts Discounts		Gross Profit on Sales	
			Amount	% of Sales	Amount	% of Sales	Amount	% of Sales
1976	January - March	\$ 71,373.	\$ 7,851.	10.9	\$1,322.	\$101.	\$ 9,274.	12.9
	April - June	90,587.	10,019.	11.0	998.	85.	11,102.	12.2
	July - September	90,230.	9,301.	10.3	804.	89.	10,194.	11.2
	October - December	138,400.	16,743.	12.0	1,562.	102.	18,407.	13.2
	Totals	<u>\$390,590.</u>	<u>\$43,914.</u>	11.2	<u>\$4,686.</u>	<u>\$377.</u>	<u>\$48,977.</u>	12.5
1977	January - March	\$ 69,702.	\$ 9,358.	13.4	\$1,376.	\$ 96.	\$10,830.	15.5
	April - June	84,699.	10,005.	11.8	1,166.	79.	11,250.	13.2
	July - September	77,796.	9,634.	12.3	896.	80.	10,610.	13.6
	October - December	139,437.	14,220.	10.1	1,324.	89.	15,633.	11.2
	Totals	<u>\$371,634.</u>	<u>\$43,217.</u>	11.6	<u>\$4,762.</u>	<u>\$344.</u>	<u>\$48,323.</u>	13.0
1978	January - March	\$ 71,405.	\$11,769.	16.4	\$1,200.	\$101.	\$13,070.	18.3

DCIBSD

EMPLOYEE ACTIVITY ASSOCIATION INC.
FINANCIAL STATEMENTS FOR THE YEAR 1977

INDEX

- Exhibit A Balance Sheet
- Exhibit B Statement of Income and Expenses
- Exhibit C Statement of Income and Expenses Other than Store
- Exhibit D Statement of Cost of Employee Programs
- Statement 1 Profit on Store Sales



STATINTL

EMPLOYEE ACTIVITY ASSOCIATION INC.
Balance Sheet
31 December 1977 and 1976

ASSETS

	1977	1976
Current Assets:		
Cash on hand and in bank	\$ 56,995.00	\$ 63,959.21
Savings and investments	97,175.12	90,746.81
Accounts receivable	150.00	14.00
Merchandise inventory	44,350.69	37,912.49
Prepaid expense	1,263.17	1,508.99
Total current assets	<u>199,933.98</u>	<u>194,141.50</u>
Equipment	11,190.25	11,190.25
Less: Reserve for depreciation	8,933.56	7,935.58
Total Assets	<u>\$202,190.67</u>	<u>\$197,396.17</u>

LIABILITIES AND NET WORTH

Current Liabilities:

Accounts payable - trade	\$ 23,047.23	\$ 23,632.01
Accounts payable - tickets	2,069.50	1,932.80
Accounts payable - instructors	393.00	480.50
Accounts payable - other	334.35	-0-
Taxes payable	2,932.18	2,924.29
Accrued expenses payable	8,876.40	7,929.65
Deposits on special orders	10.00	120.00
Total Liabilities	<u>\$ 37,662.66</u>	<u>\$ 37,019.25</u>
Net Worth:		
EAA Fund Balance, 1 January	160,376.92	147,020.91
Net gain for year (Exhibit B)	4,151.09	13,356.01
EAA Fund Balance, 31 December	<u>\$164,528.01</u>	<u>\$160,376.92</u>
Total Liabilities and Net Worth	<u>\$202,190.67</u>	<u>\$197,396.17</u>

EXHIBIT A

EMPLOYEE ACTIVITY ASSOCIATION INC.
Statement of Income and Expense
For the Years Ended 31 December 1977 and 1976

	1977	1976
Income - Store:		
Merchandise Sales	\$371,633.90	\$390,589.91
Inventory, 1 January	\$ 37,912.49	\$ 36,235.20
Purchases	333,216.16	356,870.74
Freight expense	1,639.20	1,481.94
Total	<u>\$372,767.85</u>	<u>\$384,587.88</u>
Inventory, 31 December	<u>44,350.69</u>	<u>37,912.49</u>
Cost of merchandise sold	<u>328,417.16</u>	<u>346,675.39</u>
Profit on sales	43,216.74	43,914.52
Add: Purchase discounts	4,762.12	4,685.90
Dealer's tax discount	343.89	376.99
Gross profit on sales	<u>48,322.75</u>	<u>48,977.41</u>
Other Income (prorated)	Percent	
Membership dues	40	5,520.80
Interest	60	3,576.03
Other income	100	.21
Gross Income from Store		<u>\$ 58,074.24</u>
Expenses - Store: (prorated)		
Salaries/contract	*	\$ 15,387.83
Salaries/staff	100	29,391.55
Payroll taxes	*	1,045.04
Tax assessment	100	392.26
Depreciation	100	997.98
Insurance	60	1,036.09
Telephone	40	120.00
Supplies & office expense	Actual	1,259.10
Cash over/short	"	8.89
Other expenses	"	35.11
Merchandise losses	"	51.13
Total expenses		<u>\$ 49,724.98</u>
Net gain on store operations		\$ 8,101.33
Net gain or (loss) on other EAA Activities (Exhibit C)		<u>(3,950.24)</u>
Net gain for year		<u>\$ 14,093.29</u>
		<u>\$ 13,356.01</u>

* 60% of accounting office salaries and 100% of store salaries

EMPLOYEE ACTIVITY ASSOCIATION INC.
Statement of Income and Expenses Other Than Store
For the Years Ended 31 December 1977 and 1976

	<u>Percent Prorated</u>	1977	1976
Income:			
Membership dues	60	\$ 8,471.40	\$ 8,281.20
Barbershop	100	3,125.32	2,765.44
Interest	40	2,570.50	2,384.02
Gain on ticket sales	100	2,314.27	2,649.04
Gain on employee programs	100	222.00	346.00
Gain on camping equipment	100	487.75	671.84
Total income		<u>\$17,191.24</u>	<u>\$17,097.54</u>
Expenses: Administrative			
Salaries/contract	*	\$ 4,116.67	\$ 3,837.31
Payroll taxes	*	294.75	262.37
Insurance	40	690.73	663.96
Telephone	60	180.00	180.00
Freight expense	Actual	59.25	-
Supplies & office expense	"	266.56	115.12
Cash over/short	"	150.67	12.37
Other expenses	"	123.92	704.13
Total administrative		<u>\$ 5,882.55</u>	<u>\$ 5,775.26</u>
Budgeted employee programs (Exhibit D)		15,258.93	12,059.56
Total expenses		<u>\$21,141.48</u>	<u>\$17,834.82</u>
Net gain or (loss) on other EAA activities		<u>\$(3,950.24)</u>	<u>\$ (737.28)</u>

* 40% of accounting office salaries

MEMBERSHIP STATUS

	<u>Sponsors</u>	<u>Patrons</u>	<u>Annual</u>	<u>Total</u>
Totals, 1 January 1977	134	542	3,872	4,548
Sold during year	40	121	3,891	4,052
Expired during year	-7	-74	-3,905	-3,986
Totals, 31 December 1977	<u>167</u>	<u>589</u>	<u>3,858</u>	<u>4,614</u>

EMPLOYEE ACTIVITY ASSOCIATION INC.
Statement of Cost of Employee Programs

Activity	1977			1976		
	Approved Budget	Fees Collected	Expense	Approved Budget	Fees Collected	Expense
Basketball-men	\$ 3,330.00	\$ 600.00	\$ 2,432.50	\$ 2,973.00	\$ 109.73	\$ 1,283.10
Basketball-women	275.00	-	-0-	275.00	-	-0-
Bowling League	150.00	-	150.00	150.00	-	150.00
Bridge-Grand Slam	100.00	-	-0-	100.00	-	-0-
Bridge-Rubber	10.00	-	-0-	25.00	-	-0-
Camping	350.00	-	205.46	350.00	-	350.00
Chess Club	100.00	-	-0-	100.00	-	-0-
Coin Club	75.00	-	75.00	-	-	-
Fishing Club	100.00	975.00	57.65	100.00	1,998.00	62.74
Football League	1,197.00	245.00	1,144.80	1,135.00	120.00	755.90
Garden Club	-	-	-	250.00	-	-0-
Glee Club	625.00	-	625.00	670.00	-	670.00
Golf League	100.00	-	100.00	100.00	-	-0-
Karate Club	150.00	-	150.00	125.00	-	-0-
100-Mile Club	100.00	-	39.88	100.00	-	32.60
October Fair	50.00	-	-0-	50.00	-	-0-
Photo Club	200.00	-	200.00	200.00	-	75.00
Prayer Group	-	-	-	100.00	-	-0-
Rifle & Pistol Club	150.00	-	150.00	100.00	-	100.00
Ski Club	150.00	-	-0-	150.00	-	-0-
Softball-men	5,368.00*	1,755.00	5,755.52	4,957.00	1,442.00	4,944.75
Softball-women	580.00	324.00	580.00	546.00	322.00	546.00
Stamp Club	313.00	-	313.00	-	-	-
Tennis League	100.00	-	100.00	100.00	50.00	100.00
Trap & Skeet Club	300.00	-	300.00	300.00	-	300.00
Volleyball-Coed	802.00)	945.00	952.50	750.00)	900.00	874.54
Volleyball-men	356.00)	-	-	300.00)	-	-
Basketball/NPIC	430.00	-	-0-	430.00	-	-0-
Football/NPIC	535.00	-	-0-	535.00	-	-0-
Softball/NPIC	1,950.00	159.00	1,892.40	1,810.00	510.00	1,441.08
Volleyball/NPIC	480.00	-	35.22	440.00	120.20	373.85
Self Improvement	200.00	-	-0-	200.00	-	-0-
Totals	\$18,626.00	\$5,003.00	\$15,258.93	\$17,421.00	\$5,571.93	\$12,059.56

* Increased \$400.00 on 8/31/77

Note: Total expenditures include fees collected and expenses; \$20,261.93

EMPLOYEE ACTIVITY ASSOCIATION INC.
Profit on Store Sales

Year	Period	Sales	Gross Profit on Mdse. Sold		Added Profit		Gross Profit on Sales	
			Amount	% of Sales	Trade Discounts	Sales Tax Discounts	Amount	% of Sales
1975	January - March	\$ 57,922.	\$ 7,189.	12.4	\$1,016.	\$ 85.	\$ 8,290.	14.3
	April - June	76,138.	10,885.	14.2	810.	77.	11,772.	15.4
	July - September	80,113.	9,778.	12.2	932.	75.	10,785.	13.4
	October - December	133,529.	16,477.	12.3	1,544.	96.	18,117.	13.5
	Totals	<u>\$347,702.</u>	<u>\$44,329.</u>	12.7	<u>\$4,302.</u>	<u>\$333.</u>	<u>\$48,964.</u>	14.0
1976	January - March	\$ 71,373.	\$ 7,851.	10.9	\$1,322.	\$101.	\$ 9,274.	12.9
	April - June	90,587.	10,019.	11.0	998.	85.	11,102.	12.2
	July - September	90,230.	9,301.	10.3	804.	89.	10,194.	11.2
	October - December	138,400.	16,743.	12.0	1,562.	102.	18,407.	13.2
	Totals	<u>\$390,590.</u>	<u>\$43,914.</u>	11.2	<u>\$4,686.</u>	<u>\$377.</u>	<u>\$48,977.</u>	12.5
1977	January - March	\$ 69,702.	\$ 9,358.	13.4	\$1,376.	\$ 96.	\$10,830.	15.5
	April - June	84,699.	10,005.	11.8	1,166.	79.	11,250.	13.2
	July - September	77,796.	9,634.	12.3	896.	80.	10,610.	13.6
	October - December	139,437.	14,220.	10.1	1,324.	89.	15,633.	11.2
	Totals	<u>\$371,634.</u>	<u>\$43,217.</u>	11.6	<u>\$4,762.</u>	<u>\$344.</u>	<u>\$48,323.</u>	13.0

STATINTL

Approved For Release 2003/08/28 : CIA-RDP85-00375R000300160001-2

Approved For Release 2003/08/28 : CIA-RDP85-00375R000300160001-2



YOUR EAA ANNUAL REPORT

EAA is a non-profit organization providing recreational, athletic, and hobby activities for its members. In addition, it operates "the Store" for the purpose of providing convenience shopping for quality merchandise at reasonable prices. It is primarily the return on Store sales, after payment of salaries and overhead, that funds the many activities enjoyed by EAA members.

EAA is governed by a Board of Directors made up of one member each from its Social and Cultural, Athletic, Special Events, and Self-Improvement directorates, plus one Director-at-Large. With the exception of the Director-at-Large, who is appointed by the Director of Personnel, these Directors are elected by their directorate members to two-year terms of office. Day-to-day management and operation of EAA is conducted by EAA officers who are elected annually by the Board of Directors.

The most important action of the Board this past year was their commitment of \$50,000 of EAA funds toward construction of our own recreational/athletic facilities and fields. Expected to be completed in 1978 are a football/soccer field, a softball field, and courts for basketball, volleyball, and handball as part of a larger program being undertaken by the Agency.

Inside this pamphlet you will find a report of EAA's financial position as well as a list of activities being sponsored in 1978. The activities and finances of EAA are audited by members of the Audit Staff.

EMPLOYEE ACTIVITY ASSOCIATION, INC.

TREASURER'S REPORT

31 December 1977

ASSETS

CURRENT ASSETS:

Cash on hand and in bank	\$ 56,995.00
Savings and Investments	97,175.12
Accounts Receivable	150.00
Merchandise Inventory	44,350.69
Prepaid Expenses	<u>1,263.17</u>

Total Current Assets \$199,933.98

EQUIPMENT 2,256.69

TOTAL ASSETS \$202,190.67

LIABILITIES AND NET WORTH

CURRENT LIABILITIES:

Accounts Payable	\$ 25,844.08
Taxes Payable	2,932.18
Accrued Expenses Payable	8,876.40
Deposits on Special Orders	<u>10.00</u>

Total Liabilities \$ 37,662.66

NET WORTH:

EAA Fund Balance, 1 Jan 77	\$160,376.92
Net Gain for 1977	<u>4,151.09</u>
EAA Fund Balance 31 Dec 77	\$164,528.01

TOTAL LIABILITIES AND NET WORTH \$202,190.67 *

*The Board of Directors has authorized, but not yet expended the following:

\$23,000	for Store relocation and remodeling
50,000	for construction of recreation/athletic facilities and fields
<u>\$73,000</u>	Total Obligated Funds

EAA GRANTS APPROVED FOR 1978

SOCIAL CULTURE ACTIVITIES

Bridge (Duplicate)	\$ 100.00
Bridge (Rubber)	20.00
Chess Club	100.00
Coin Club	40.00
Garden Club	-0-
Glee Club	500.00
Knitting Crochet	50.00
Photo	150.00
Riding Club	-0-
Stamp Club	202.57
Prayer Group	-0-

ATHLETIC CLUBS & LEAGUES

Basketball (Men)	\$ 2,528.00
Basketball (Women)	-0-
Bowling	150.00
Football	1,221.00
Golf	100.00
Karate	150.00
Rifle & Pistol	150.00
Softball (Men)	5,148.00
Softball (Women)	1,000.00
Tennis	100.00
Trap & Skeet	300.00
Volleyball (Coed)	826.00
Volleyball (Men)	-0-
100 Mile Club	100.00

SELF-IMPROVEMENT INSTRUCTION	\$ 200.00
--	-----------

SPECIAL EVENTS

Camping	300.00
Fishing	125.00
October Fair	50.00
Ski Club	-0-

NPIC ACTIVITIES

Basketball	430.00
Football	535.00
Softball	2,010.00
Volleyball	480.00


TOTAL ALL APPROVED GRANTS:	<u>\$17,065.57</u>
--------------------------------------	--------------------

10²⁰ 15 Nov.

EMPLOYEE ACTIVITY ASSOCIATION INC.
FINANCIAL STATEMENTS FOR THE NINE MONTHS ENDED 30 SEPTEMBER 1977

INDEX

Exhibit A	Balance Sheet
Exhibit B	Statement of Income and Expenses
Exhibit C	Statement of Income and Expenses Other than Store
Statement 1	Profit on Store Sales



ERA ACCOUNTING OFFICE

STATINTL

EMPLOYEE ACTIVITY ASSOCIATION INC.
Balance Sheet
30 September 1977 and 1976

	ASSETS	
	1977	1976
Current Assets:		
Cash on hand and in bank	\$ 39,402.45	\$ 44,510.27
Savings and investments	95,522.95	89,238.31
Accounts receivable	-	21.00
Merchandise inventory	54,808.78	50,368.30
Prepaid expenses	1,304.34	459.42
Total current assets	<u>\$191,038.52</u>	<u>\$184,597.30</u>
Equipment:	11,190.25	11,130.01
Less: Reserve for depreciation	8,695.36	7,663.16
Total	<u>\$ 2,494.89</u>	<u>\$ 3,466.85</u>
Total Assets	<u>\$193,533.41</u>	<u>\$188,064.15</u>

LIABILITIES AND NET WORTH

Current Liabilities:		
Accounts payable - trade	\$ 14,481.67	\$ 23,851.22
Accounts payable - tickets	3,655.50	3,503.55
Accounts payable - instructors	500.00	850.00
Accounts payable - other	334.35	-
Taxes payable	1,214.25	1,679.84
Deposits on special orders	463.00	413.50
Accrued expenses payable	8,017.57	5,297.91
Total current liabilities	<u>\$ 28,666.34</u>	<u>\$ 35,596.02</u>
Net Worth:		
EAA Fund, 1 January	\$160,376.92	\$147,020.91
Net gain for period (Exhibit B)	4,490.15	5,447.22
EAA Fund, 30 September 1977	<u>\$164,867.07</u>	<u>\$152,468.13</u>
Total Liabilities and Net Worth	<u>\$193,533.41</u>	<u>\$188,064.15</u>

EMPLOYEE ACTIVITY ASSOCIATION INC.
Statement of Income and Expenses
For the nine months ended 30 September 1977 and 1976

	1977	1976
Income:		
Merchandise sales	\$232,197.18	\$252,190.49
Inventory, 1 January	\$ 37,912.49	\$ 26,235.20
Purchases	219,047.41	248,244.41
Freight expense	1,049.06	907.78
Total	<u>\$258,008.96</u>	<u>\$275,387.39</u>
Inventory, 30 September	54,808.78	50,368.30
Cost of merchandise sold	203,200.18	225,019.09
Profit on sales	28,997.00	27,171.40
Add: Purchase discounts	3,438.46	3,124.26
Dealer's tax discount	254.96	274.74
Gross profit on sales	<u>32,690.42</u>	<u>30,570.40</u>
Other Income: (Prorated)		
	<u>Percent</u>	
Membership dues	40	\$ 4,486.80
Interest	60	2,670.93
Other income	100	.21
Gross Income from store operations		<u>\$ 37,728.13</u>
Expenses: (Prorated)		
Salaries/contract	*	\$ 12,404.36
Salaries/staff	100	15,682.14
Payroll taxes	*	836.29
Depreciation	100	759.78
Insurance	60	773.79
Telephone	40	90.00
Supplies & office expense	Actual	842.46
Cash over/short	"	52.04
Other expenses	"	35.11
Merchandise losses	"	51.13
Total expenses		<u>\$ 31,527.10</u>
Net gain on store operations		\$ 8,337.98
Net gain or (loss) on other EAA Activities (Exhibit C)		(3,847.83)
Net gain for period		<u>\$ 4,490.15</u>
		<u>\$ 5,447.22</u>

* 60% of accounting office salaries

EMPLOYEE ACTIVITY ASSOCIATION INC.
 Statement of Income and Expenses Other Than Store
 For the nine months ended 30 September 1977 and 1976

	<u>Percent Prorated</u>	1977	1976
Income:			
Membership dues	60	\$ 6,465.00	\$ 6,730.20
Barbershop	100	2,157.66	1,913.03
Interest	40	1,909.63	1,780.62
Gain on ticket sales	100	2,071.77	2,306.89
Gain on employee programs	100	172.00	295.00
Gain on camping equipment	100	462.75	636.59
Total income		<u>\$13,238.81</u>	<u>\$13,662.33</u>
Expenses: Administrative			
Salaries/contract	*	\$ 3,055.72	\$ 2,906.81
Payroll taxes	*	209.07	195.74
Insurance	40	515.86	496.18
Telephone	60	135.00	135.00
Freight expense	Actual	59.25	-
Supplies & office expense	" #	207.57	93.82
Cash over/short	" <i>NPIC lost PAC</i>	150.47	14.82
Other expenses	"	123.92	679.53
Total administrative		<u>\$ 4,456.86</u>	<u>\$ 4,521.90</u>
Budgeted Activities:			
Basketball		\$ 2,432.50	\$ 1,268.12
Camping		205.46	350.00
Coin Club		75.00	-
Fishing Club		44.00	(2.00)**
Football		81.16	67.58
Glee Club		625.00	670.00
Karate Club		150.00	-
100-Mile Club		27.52	22.60
Photo Club		200.00	75.00
Rifle & Pistol Club		150.00	100.00
Softball - men		5,755.52	4,944.75
Softball - women		580.00	546.00
Stamp Club		313.00	-
Tennis Club		-	100.00
Trap & Skeet Club		150.00	150.00
Volleyball - Coed		(87.00)**	(214.65)**
Softball/NPIC		1,892.40	1,394.96
Volleyball/NPIC		35.22	373.85
Total budgeted activities		<u>\$12,629.78</u>	<u>\$ 9,846.21</u>
Total Expenses		<u>\$17,086.64</u>	<u>\$14,368.11</u>
Net gain or (loss) on other EAA Activities		<u>(\$ 3,847.83)</u>	<u>(\$ 705.78)</u>

* 40% of accounting office salaries
 ** Excess of fees collected over expenditures

MEMBERSHIP STATUS

	<u>Sponsors</u>	<u>Patrons</u>	<u>Annual</u>	<u>Total</u>
Totals, 1 January 1977	134	542	3,872	4,548
Sold, 1 January - 30 September 1977	26	93	3,004	3,123
Expired, 1 January-30 September 1977	-4	-63	-3,172	-3,239
Totals, 30 September 1977	<u>156</u>	<u>572</u>	<u>3,704</u>	<u>4,432</u>

EMPLOYEE ACTIVITY ASSOCIATION INC.
Profit on Store Sales

Year	Period	Sales	Gross Profit on Mise. Sold		Added Profit		Gross Profit on Sales	
			Amount	% of Sales	Trade Discounts	Sales Tax Discounts	Amount	% of Sales
1975	January - March	\$ 57,922.	\$ 7,189.	12.4	\$1,016.	\$ 85.	\$ 8,290.	14.3
	April - June	76,138.	10,885.	14.2	810.	77.	11,772.	15.4
	July - September	80,113.	9,778.	12.2	932.	75.	10,785.	13.4
	October - December	133,529.	16,477.	12.3	1,544.	96.	18,117.	13.5
	Totals	<u>\$347,702.</u>	<u>\$44,329.</u>	12.7	<u>\$4,302.</u>	<u>\$333.</u>	<u>\$48,964.</u>	14.0
1976	January - March	\$ 71,373.	\$ 7,851.	10.9	\$1,322.	\$101.	\$ 9,274.	12.9
	April - June	90,587.	10,019.	11.0	998.	85.	11,102.	12.2
	July - September	90,230.	9,301.	10.3	804.	89.	10,194.	11.2
	October - December	138,400.	16,743.	12.0	1,562.	102.	18,407.	13.2
	Totals	<u>\$390,590.</u>	<u>\$43,914.</u>	11.2	<u>\$4,686.</u>	<u>\$377.</u>	<u>\$48,977.</u>	12.5
1977	January - March	\$ 69,702.	\$ 9,358.	13.4	\$1,376.	\$ 96.	\$10,830.	15.5
	April - June	84,699.	10,005.	11.8	1,166.	79.	11,250.	13.2
	July - September	77,796.	9,634.	12.3	896.	80.	10,610.	13.6

EMPLOYEE ACTIVITY ASSOCIATION INC.
FINANCIAL STATEMENTS FOR THE SIX MONTHS ENDED 30 JUNE 1977

INDEX

Exhibit A	Balance Sheet
Exhibit B	Statement of Income and Expenses
Exhibit C	Statement of Income and Expenses Other than Store
Statement 1	Profit on Store Sales



EMPLOYEE ACTIVITY ASSOCIATION INC.
Balance Sheet
30 June 1977 and 1976

ASSETS

	1977	1976
Current Assets:		
Cash on hand and in bank	\$ 41,760.90	\$ 42,581.72
Savings and investments	93,889.03	87,725.66
Accounts receivable	-	186.25
Tickets on hand	480.00	330.00
Merchandise inventory	45,324.47	47,919.68
Prepaid expense	1,679.21	872.88
Total current assets	<u>\$183,133.61</u>	<u>\$179,616.19</u>
Equipment	11,190.25	11,130.01
Less: Reserve for depreciation	8,442.10	7,405.80
Total	<u>\$ 2,748.15</u>	<u>\$ 3,724.21</u>
Total Assets	<u>\$185,881.76</u>	<u>\$183,340.40</u>

LIABILITIES AND NET WORTH

Current Liabilities:		
Accounts payable - trade	\$ 11,815.95	\$ 20,371.20
Accounts payable - tickets	5,950.50	5,756.30
Accounts payable - instructors	150.50	832.00
Taxes payable	1,630.34	1,678.13
Due Agency - Exercise Room	-	1,198.79
Deposits on special orders	314.68	472.00
Accrued expenses payable	4,909.56	844.71
Total current liabilities	<u>\$ 24,771.53</u>	<u>\$ 31,153.13</u>
Net Worth:		
EAA Fund Balance, 1 January	\$160,376.92	\$147,020.91
Net gain for period (Exhibit B)	733.31	5,166.36
EAA Fund Balance, 30 June 1977	<u>\$161,110.23</u>	<u>\$152,187.27</u>
Total Liabilities and Net Worth	<u>\$185,881.76</u>	<u>\$183,340.40</u>

EMPLOYEE ACTIVITY ASSOCIATION INC.
Statement of Income and Expenses
For the six months ended 30 June 1977 and 1976

	1977	1976
Income:		
Merchandise Sales	\$154,401.60	\$161,960.41
Inventory, 1 January	\$ 37,912.49	\$ 26,235.20
Purchases	141,752.85	165,173.25
Freight expense	697.99	601.34
Total	<u>\$180,363.33</u>	<u>192,009.79</u>
Inventory, 30 June	45,324.47	47,919.68
Cost of merchandise sold	135,038.86	144,090.11
Profit on sales	19,362.74	17,870.30
Add: Purchase discounts	2,542.14	2,320.39
Dealer's tax discount	174.76	186.06
Gross profit on sales	<u>22,079.64</u>	<u>20,376.75</u>
Other Income: (Prorated)		
Membership dues	40	\$ 3,246.80
Interest	60	1,763.34
Misc. Income	100	.21
Gross Income from store operations	<u>\$ 26,943.55</u>	<u>\$ 25,386.89</u>
Expenses: (Prorated)		
Salaries/contract	*	\$ 8,090.35
Salaries/staff	100	12,267.14
Payroll taxes	*	572.58
Depreciation	100	506.52
Insurance	60	515.87
Telephone	40	50.00
Supplies & office expense	Actual	686.77
Cash over/short	"	7.46
Other expenses	"	10.00
Total expenses	<u>\$ 23,076.64</u>	<u>\$ 21,191.86</u>
Net gain on store operations	\$ 3,866.91	\$ 4,195.03
Net gain or (loss) on other EAA Activities (Exhibit C)	<u>(3,133.60)</u>	<u>971.33</u>
Net gain for period	<u>\$ 733.31</u>	<u>\$ 5,166.36</u>

* 60% of accounting office salaries

EMPLOYEE ACTIVITY ASSOCIATION INC.
Statement of Income and Expenses Other Than Store
For the six months ended 30 June 1977 and 1976

	<u>Percent Prorated</u>	1977	1976
Income:			
Membership dues	60	\$ 4,469.40	\$4,870.20
Barbershop	100	1,412.86	1,280.85
Interest	40	1,256.06	1,175.56
Gain on ticket sales	100	1,342.51	1,582.84
Gain on employee programs	100	121.00	226.00
Gain on camping equipment	100	242.00	336.25
Total income		<u>\$ 8,843.83</u>	<u>\$9,471.70</u>
Expenses; Administrative			
Salaries/contract	*	\$ 1,938.11	\$1,857.86
Payroll taxes	*	134.31	125.69
Insurance	40	343.91	330.80
Telephone	60	75.00	90.00
Freight expense	Actual	59.25	-
Supplies & office expense	"	166.73	66.92
Cash over/short	"	165.82	8.41
Other expenses	"	120.92	655.68
Total administrative		<u>\$ 3,004.05</u>	<u>\$3,135.36</u>
Budgeted Activities:			
Basketball		\$ 2,432.50	\$1,268.12
Camping		205.46	350.00
Coin Club		75.00	-
Fishing Club		(88.00)**	(148.00)**
Glee Club		625.00	670.00
Karate Club		150.00	-
100 Mile Club		20.40	2.60
Rifle & Pistol Club		150.00	100.00
Softball - men		2,657.12	1,914.21
Softball - women		94.50	254.00
Stamp Club		313.00	-
Trap & Skeet Club		150.00	150.00
Volleyball		296.00	232.00
Softball/NPIC		1,892.40	302.46
Volleyball/NPIC		-	269.62
Total budgeted activities		<u>\$ 8,973.38</u>	<u>\$5,365.01</u>
Total Expenses		<u>\$11,977.43</u>	<u>\$8,500.37</u>
Net gain or)loss) on other EAA Activities		<u>(\$ 3,133.60)</u>	<u>\$ 971.33</u>

* 40% of accounting office salaries

** Excess of fees collected over expenditures

MEMBERSHIP STATUS

	<u>Sponsors</u>	<u>Patrons</u>	<u>Annual</u>	<u>Total</u>
Totals, 1 January 1977	134	542	3,872	4,548
Sold, 1 January - 30 June 1977	18	69	2,058	2,145
Expired, 1 January - 30 June 1977	-	-	-2,330	-2,330
Totals, 30 June 1977	<u>152</u>	<u>611</u>	<u>3,600</u>	<u>4,363</u>

EMPLOYEE ACTIVITY ASSOCIATION INC.
Profit on Store Sales

Year	Period	Sales	Gross Profit on Mchse. Sold		Added Profit		Gross Profit on Sales	
			Amount	% of Sales	Trade Discounts	Sales Tax Discounts	Amount	% of Sales
1975	January - March	\$ 57,922.	\$ 7,189.	12.4	\$1,016.	\$ 85.	\$ 8,290.	14.3
	April - June	76,138.	10,885.	14.2	810.	77.	11,772.	15.4
	July - September	80,113.	9,778.	12.2	932.	75.	10,785.	13.4
	October - December	133,529.	16,477.	12.3	1,544.	96.	18,117.	13.5
	Totals	<u>\$347,702.</u>	<u>\$44,329.</u>	12.7	<u>\$4,302.</u>	<u>\$333.</u>	<u>\$48,964.</u>	14.0
1976	January - March	\$ 71,373.	\$ 7,851.	10.9	\$1,322.	\$101.	\$ 9,274.	12.9
	April - June	90,587.	10,019.	11.0	998.	85.	11,102.	12.2
	July - September	90,230.	9,301.	10.3	804.	89.	10,194.	11.2
	October - December	138,400.	16,743.	12.0	1,562.	102.	18,407.	13.2
	Totals	<u>\$390,590.</u>	<u>\$43,914.</u>	11.2	<u>\$4,686.</u>	<u>\$377.</u>	<u>\$48,977.</u>	12.5
1977	January - March	\$ 69,702.	\$ 9,358.	13.4	\$1,376.	\$ 96.	\$10,830.	15.5
	April - June	84,699.	10,005.	11.8	1,166.	79.	11,250.	13.2

EMPLOYEE ACTIVITY ASSOCIATION INC.
FINANCIAL STATEMENTS FOR THE
PERIOD ENDED 31 MARCH 1977

Exhibit A	Balance Sheet
Exhibit B	Statement of Income and Expense
Exhibit C	Statement of Income and Expenses Other than Store
Statement 1	Profit on Store Sales

EMPLOYEE ACTIVITY ASSOCIATION INC.
Balance Sheet
31 March 1977 and 1976

ASSETS

	1977	1976
Current Assets:		
Cash on hand and in bank	\$ 38,669.49	\$ 45,660.23
Savings and investments	92,295.68	86,239.01
Accounts receivable	14.00	-
Merchandise inventory	44,942.48	45,231.49
Prepaid expense	2,109.08	1,286.34
Total current assets	<u>\$178,030.73</u>	<u>\$178,417.07</u>
Equipment:	11,190.25	11,130.01
Less: Reserve for depreciation	8,188.84	7,148.44
Total	<u>\$ 3,001.41</u>	<u>\$ 3,981.57</u>
 Total Assets	 <u>\$181,032.14</u>	 <u>\$182,398.64</u>

LIABILITIES AND NET WORTH

Current Liabilities:		
Accounts payable - trade	\$ 8,798.97	\$ 19,031.22
Accounts payable - tickets	3,803.20	4,433.76
Accounts payable - instructors	743.00	599.00
Taxes payable	1,500.81	1,801.03
Due Agency - Exercise Room	-	-
Deposits on special orders	395.93	361.00
Accrued expenses payable	6,951.23	6,149.92
Total current liabilities	<u>\$ 22,193.14</u>	<u>\$ 33,889.62</u>
Net Worth:		
EAA Fund, 1 January	\$160,376.92	\$147,020.91
Net gain or (loss) for period (Exhibit B)	(1,537.92)	1,488.11
EAA Fund, 31 March	<u>\$158,839.00</u>	<u>\$148,509.02</u>
Total Liabilities and Net Worth	<u>\$181,032.14</u>	<u>\$182,398.64</u>

EMPLOYEE ACTIVITY ASSOCIATION INC.
Statement of Income and Expense
For the period ended 31 March 1977 and 1976

	1977	1976
Income:		
Merchandise sales	\$ 69,702.48	\$ 71,372.92
Inventory, 1 January	\$ 37,912.49	\$ 26,235.20
Purchases	67,059.45	82,215.62
Freight expense	315.07	302.42
Total	<u>105,287.01</u>	<u>108,753.24</u>
Inventory, 31 March	<u>44,942.48</u>	<u>45,231.49</u>
Cost of merchandise sold	60,344.53	63,521.75
Profit on sales	9,357.95	7,851.17
Add: Purch discount	1,375.57	1,322.52
Dealer's tax discount	96.55	100.66
Gross Profit on Sales	<u>\$ 10,830.07</u>	<u>\$ 9,274.35</u>
Other Income: (Prorated)		
Membership Dues	Percent 40 \$ 1,143.60	\$ 1,278.80
Interest	60 929.32	874.12
Gross Income from Store operations	<u>\$ 12,902.99</u>	<u>\$ 11,427.27</u>
Expenses: (Prorated)		
Salaries/Contract	* 102 \$ 4,094.12	\$ 3,390.99
Salaries/Staff	100 6,119.18	4,865.36
Payroll Taxes	* 271.05	229.08
Depreciation	100 253.26	244.77
Insurance	60 257.95	236.16
Telephone	40 30.00	27.18
Supplies & office expense	Actual 338.45	189.04
Cash over/short	" 3.48	.80
Other expenses	" 10.00	56.30
Total expenses	<u>\$ 11,377.49</u>	<u>\$ 10,899.17</u>
Net gain on Store operations	\$ 1,525.50	\$ 528.10
Net gain or (loss) on other EAA Activities (Exhibit C)	(3,063.42)	960.01
Net gain or (loss) for period	<u>(1,537.92)</u>	<u>1,488.11</u>

*60% of accounting office salaries

EXHIBIT B

EMPLOYEE ACTIVITY ASSOCIATION INC.
Statement of Income and Expense other than Store
For the period ended 31 March 1977 and 1976

	Percent Prorated	1977	1976
Income:			
Membership Dues	60	\$1,715.40	\$1,918.20
Barbershop	100	660.65	607.02
Interest	40	619.55	582.75
Gain on Ticket Sales	100	510.00	517.14
Gain on employee programs	100	57.00	106.00
Total Income		<u>\$3,562.60</u>	<u>\$3,731.11</u>
Expenses: Administrative			
Salaries/contract	*	\$ 977.26	\$ 914.30
Payroll taxes	*	67.76	60.52
Insurance	40	171.96	165.42
Telephone	60	45.00	45.00
Freight expense	Actual	43.60	--
Supplies and Office expense	Actual	111.00	28.38
Cash over/short	Actual	139.40	7.66
Other expenses	Actual	5.40	23.70
Total Administrative expenses		<u>\$1,561.38</u>	<u>\$1,244.98</u>
Budgeted Activities:			
Basketball		\$2,082.50	\$ 718.12
Camping		197.35	350.00
Fishing Club		(36.00)**	--
Glee Club		625.00	670.00
Karate Club		150.00	--
100 Mile Club		10.40	--
Rifle and Pistol Club		150.00	--
Softball-men		1,097.14	(12.00)**
Softball-women		268.50	--
Stamp Club		313.00	--
Volleyball		(175.00)**	(200.00)**
Softball-NPIC		381.75	--
Total Budgeted Activities		<u>\$5,064.64</u>	<u>\$1,526.12</u>
Total Expenses		<u>\$6,626.02</u>	<u>\$2,771.10</u>
Net gain or (loss) on other EAA Activities		<u>\$(3,063.42)</u>	<u>\$ 960.01</u>

*40% of accounting office salaries

**Excess of fees collected over expenditures

MEMBERSHIP STATUS AS OF 31 MARCH 1977

	SPONSORS	PATRONS	ANNUAL	TOTAL
Totals, 1 January 1977	134	542	3872	4548
Sold, 1 January - 31 March 1977	6	31	779	816
Expired, 1 January - 31 March 1977	-	-	-920	-920
Totals, 31 March 1977	<u>140</u>	<u>573</u>	<u>3731</u>	<u>4444</u>

EMPLOYEE ACTIVITY ASSOCIATION INC.
Profit on Store Sales

<u>YEAR</u>	<u>PERIOD</u>	<u>SALES</u>	<u>Gross Profit on</u> <u>Mdse. Sold</u>		<u>Added Profit</u>		<u>Gross Profit</u> <u>on Sales</u>	
			<u>Amount</u>	<u>% of Sales</u>	<u>Trade</u> <u>Discounts</u>	<u>Sales Tax</u> <u>Discounts</u>	<u>Amount</u>	<u>% of Sales</u>
1977	January-March	\$69,702.	\$9,358.	13.4	\$1,376.	\$96.	\$10,830	15.5

13 January 1977

NOTE FOR: C/BSO
DD/Pers/SP
✓ DD/Pers

SUBJECT : Comments on EAA Annual Statement

EXHIBIT B - Although merchandise sales increased by \$43,000, the gross profit on sales was almost identical with the previous year. This is due to three primary factors:

a. \$27,000 in sales was smoke detectors on which we had no mark-up.

b. One of our biggest income producers, Panasonic, went from Fair Trade (average mark-up of 47%) to a 15% mark-up.

c. The mark-up on three other lines (Sanyo/Texas Instruments, Seiko Watches, and Westbend Housewares) was reduced 5%.

EXHIBIT C - "Other expenses" are up from \$80 to \$700. This reflects the cost of preparing the softball fields.

STATEMENT 2 - This statement of the Exercise Room Account is not to be distributed to EAA Board Members since it is not EAA Funds. The statement reflects that all money in the account was turned over to the Office of Finance when towel service was discontinued and use of the Exercise Room was made free of charge.

STATI



DC/BSO

STAT

Approved For Release 2003/08/28 : CIA-RDP85-00375R000300160001-2


Next 1 Page(s) In Document Exempt

Approved For Release 2003/08/28 : CIA-RDP85-00375R000300160001-2

EMPLOYEE ACTIVITY ASSOCIATION INC.
FINANCIAL STATEMENTS FOR THE YEAR 1976

INDEX

Exhibit A	Balance Sheet
Exhibit B	Statement of Income and Expenses
Exhibit C	Statement of Income and Expenses Other than Store
Exhibit D	Statement of Cost of Employee Programs
Statement 1	Profit on Store Sales
Statement 2	Statement of Exercise Room Income and Expense



STATINTL

EMPLOYEE ACTIVITY ASSOCIATION INC.
Balance Sheet
31 December 1976 and 1975

ASSETS

	1976	1975
Current Assets:		
Cash on hand and in bank	\$ 63,959.21	\$ 65,713.32
Savings and investments	90,746.81	84,782.14
Accounts Receivable	14.00	-
Merchandise inventory	37,912.49	26,235.20
Prepaid expenses	1,508.99	626.88
Total current assets	<u>\$194,141.50</u>	<u>\$177,357.54</u>
Equipment	11,190.25	11,240.61
Less: Reserve for depreciation	7,935.58	7,013.87
Total	<u>\$ 3,254.67</u>	<u>\$ 4,226.74</u>
Total Assets	<u>\$197,396.17</u>	<u>\$181,584.28</u>

LIABILITIES AND NET WORTH

Current Liabilities:		
Accounts payable - trade	\$ 23,632.01	\$ 22,694.65
Accounts payable - tickets	1,932.80	1,630.88
Accounts payable - instructors	480.50	268.00
Due Agency - exercise room	-	766.12
Taxes payable	2,924.29	2,992.64
Accrued expenses payable	7,929.65	6,078.08
Deposits on special orders	120.00	133.00
Total liabilities	<u>\$ 37,019.25</u>	<u>\$ 34,563.37</u>
Net Worth:		
EAA Fund Balance, 1 January	\$147,020.91	\$129,382.10
Adjustment, 1975	-	376.59
Net gain for year (Exhibit B)	13,356.01	17,262.22
EAA Fund Balance, 31 December	<u>\$160,376.92</u>	<u>\$147,020.91</u>
Total Liabilities and Net Worth	<u>\$197,396.17</u>	<u>\$181,584.28</u>

EXHIBIT A

EMPLOYEE ACTIVITY ASSOCIATION INC.
 Statement of Income and Expense - Store
 For the Years Ended 31 December 1976 and 1975

	1976	1975
Income - Store:		
Merchandise Sales	\$ 390,589.91	\$ 347,701.60
Inventory, 1 January	26,235.20	35,620.68
Purchases	356,870.74	293,031.69
Freight expense	1,481.94	955.42
Total	<u>\$384,587.88</u>	<u>\$329,607.79</u>
Inventory, 31 December	37,912.49	26,235.20
Cost of merchandise sold	346,675.39	303,372.59
Profit on sales	43,914.52	44,329.01
Add: Purchase discounts	4,685.90	4,302.27
Dealer's tax discount	376.99	332.77
Gross profit on sales	<u>48,977.41</u>	<u>48,964.05</u>
Other Income (prorated)		
Membership dues	(40) 5,520.80 4%	9388 4,694.33 33 1/2%
Interest	60 2384 3,576.03 60%	3085 1,542.97 33 1/2%
Gross Income from Store	<u>\$ 58,074.24</u>	<u>\$ 55,201.35</u>
Expenses - Store (prorated)		
Salaries/contract	* \$ 16,657.96	\$ 13,635.48
Salaries/staff	100 22,565.10	21,745.45
Payroll taxes	* 1,118.51	865.60
Depreciation	100 1,044.91	954.30
Insurance	60 995.93	893.12
Telephone	40 120.00	118.12
Supplies & office expense	Actual 1,334.61	778.42
Cash over/short	" 22.84	3.33
Other expenses	" 121.09	56.30
Total expenses	<u>\$ 43,980.95</u>	<u>\$ 39,050.12</u>
Net gain on store operations	\$ 14,093.29	\$ 16,151.23
Net gain or (loss) on other EAA Activities (Exhibit C)	<u>(737.28)</u>	<u>1,110.99</u>
Net gain for year	<u>\$ 13,356.01</u>	<u>\$ 17,262.22</u>

* 60% of accounting office salaries and 100% of store salaries

Agmt.

2354	3055
3576	1542
5960	4627
2354	4627
	27762
	1850.8
	2776
	4626
	(1850)
	(2776)

EXHIBIT B

EMPLOYEE ACTIVITY ASSOCIATION INC.
 Statement of Income and Expenses Other Than Store
 For the Years Ended 31 December 1976 and 1975

	Percent Prorated	1976	1975
Income:			
Membership dues	60	\$ 8,281.20 ^{60%}	\$ 9,388.67 ^{66 2/3%}
Barbershop	100	2,765.44	2,832.31
Interest	40	2,384.02 ^{40%}	3,085.94 ^{66 2/3%}
Gain on Ticket sales	100	2,649.04	2,837.33
Gain on employee programs	100	346.00	436.00
Gain on camping equipment	100	671.84	643.30
Total income		<u>\$17,097.54</u>	<u>\$19,223.55</u>
Expenses: Administrative			
Salaries/contract	*	\$ 3,837.31	\$3,276.46
Payroll taxes	*	262.37	216.40
Insurance	40	663.96	595.42
Telephone	60	180.00	177.18
Supplies & office expense	Actual	115.12	96.60
Cash over/short	"	12.37	26.16
Other expenses	"	704.13	80.75
Total		<u>\$ 5,775.26</u>	<u>\$ 4,468.97</u>
Budgeted employee programs (Exhibit D)		12,059.56	13,643.59
Total expenses		<u>\$17,834.82</u>	<u>\$18,112.56</u>
Net gain or (loss) on other EAA Activities		<u>\$ (737.28)</u>	<u>\$ 1,110.99</u>

* 40% of accounting office salaries

MEMBERSHIP STATUS

	<u>Sponsors</u>	<u>Patrons</u>	<u>Annual</u>	<u>Total</u>
Totals, 1 January 1976	105	428	4,131	4,664
Sold during year	29	114	3,903	4,046
Expired during year			-4,162	-4,162
Totals, 31 December 1976	<u>134</u>	<u>542</u>	<u>3,872</u>	<u>4,548</u>

EMPLOYEE ACTIVITY ASSOCIATION INC.
Statement of Cost of Employee Programs

Activity	1976			1975		
	Approved Budget	Fees Collected	Amount Granted	Approved Budget	Fees Collected	Amount Granted
Basketball - men	\$ 2,973.00	\$ 109.73	\$ 1,283.10	\$ 2,794.00	\$ 560.00	\$ 2,861.72
Basketball - women	275.00	-	-0-	275.00	-	-
Bowling League	150.00	-	150.00	150.00	-	150.00
Bridge - Duplicate	100.00	-	-0-	140.00	-	-
Bridge - Rubber	25.00	-	-0-	-	-	-
Camping	350.00	-	350.00	200.00	-	200.00
Chess Club	100.00	-	-0-	-	-	-
Fishing Club	100.00	1,998.00	62.74	100.00	1,130.00	25.76
Football League	1,135.00	120.00	755.90	1,135.00	180.00	769.20
Garden Club	250.00	-	-0-	218.00	-	218.00
Glee Club	670.00	-	670.00	531.50	-	531.50
Golf League	100.00	-	-0-	100.00	-	-
Karate Club	125.00	-	-0-	125.00	-	125.00
Knitting/Crochet	-	-	-	75.00	-	75.00
100-Mile Club	100.00	-	32.60	100.00	-	35.16
October Fair	50.00	-	-0-	50.00	-	1.65
Photo Club	200.00	-	75.00	200.00	-	200.00
Prayer Group	100.00	-	-0-	100.00	-	100.00
Rifle & Pistol Club	100.00	-	100.00	100.00	-	100.00
Ski Club	150.00	-	-0-	150.00	-	-
Softball - men	4,957.00	1,442.00	4,944.75	4,724.00	1,181.00	4,716.19
Softball - women	546.00	322.00	546.00	494.00	76.00	454.00
Tennis League	100.00	50.00	100.00	100.00	30.00	95.00
Trap & Skeet League	300.00	-	300.00	300.00	-	300.00
Volleyball - men	300.00	-	-	370.00	-	-
Volleyball - coed	750.00	900.00	874.54	687.00	770.00	772.97
Basketball/NPIC	430.00	-	-0-	380.00	-	-
Football/NPIC	535.00	-	-0-	510.00	-	-
Softball/NPIC	1,810.00	510.00	1,441.08	1,600.00	470.00	1,562.44
Volleyball/NPIC	440.00	120.20	373.85	350.00	80.00	350.00
Self Improvement	200.00	-	-0-	200.00	-	-
Totals	\$17,421.00	\$5,571.93	\$12,059.56	\$16,258.50	\$4,477.00	\$13,643.59

Note: Total expenditures include fees collected and expenses.

EMPLOYEE ACTIVITY ASSOCIATION INC.
Profit on Store Sales

Year	Period	Sales	Gross Profit on		Added Profit		Gross Profit	
			Misc. Sold	% of Sales	Trade Discounts	Sales Tax Discounts	on Sales	% of Sales
1974	January - March	\$ 60,491.	\$ 8,652.	14.3	\$1,185.	\$100.	\$ 9,937.	16.4
	April - June	79,048.	10,876.	13.7	1,265.	107.	12,248.	15.4
	July - September	60,916.	10,107.	16.6	776.	70.	10,953.	17.9
	October - December	107,437.	16,261.	15.1	1,439.	80.	17,780.	16.5
	Totals - 1974	\$307,892.	\$45,896.	14.9	\$4,665.	\$357.	\$50,918.	16.5
1975	January - March	\$ 57,922.	\$ 7,189.	12.4	\$1,016.	\$ 85.	\$ 8,290.	14.3
	April - June	76,138.	10,885.	14.2	810.	77.	11,772.	15.4
	July - September	80,113.	9,778.	12.2	932.	75.	10,785.	13.4
	October - December	133,529.	16,477.	12.3	1,544.	96.	18,117.	13.5
	Totals - 1975	\$347,702.	\$44,329.	12.7	\$4,302.	\$333.	\$48,964.	14.0
1976	January - March	\$ 71,373.	\$ 7,851.	10.9	\$1,322.	\$101.	\$ 9,274.	12.9
	April - June	90,587.	10,019.	11.0	998.	85.	11,102.	12.2
	July - September	90,230.	9,301.	10.3	804.	89.	10,194.	11.2
	October - December	138,400.	16,743.	12.0	1,562.	102.	18,407.	13.2
	Totals - 1976	\$390,590.	\$43,914.	11.2	\$4,686.	\$377.	\$48,977.	12.5

EMPLOYEE ACTIVITY ASSOCIATION INC.
Statement of Exercise Room Income and Expense

1976 - 1975 - 1974

	<u>1976</u>		<u>1975</u>		<u>1974</u>	
	<u>Income</u>	<u>Expense</u>	<u>Income</u>	<u>Expense</u>	<u>Income</u>	<u>Expense</u>
January - March	\$1,389.50	\$ 641.93	\$1,709.00	\$1,269.82	\$1,691.75	\$1,755.50
April - June	310.25	625.15	1,522.75	1,705.20	1,369.38	1,125.50
July - September	-0-	-0-	1,416.25	1,225.59	1,250.00	1,654.30
October - December	-0-	-0-	1,257.25	1,139.64	1,200.75	1,445.63
Totals	<u>\$1,699.75</u>	<u>\$1,267.08</u>	<u>\$5,905.25</u>	<u>\$5,340.25</u>	<u>\$5,511.88</u>	<u>\$5,980.93</u>
Net Annual Income	<u>\$ 432.67*</u>		<u>\$ 565.00</u>		**	

* 1 Jan 1976 balance \$ 766.12
 Income 1,699.75
 Expense -1,267.08
 Balance 30 Jun 1976 \$1,198.79 and transferred to Agency.

**1 Jan 1974 balance \$ 670.17
 Income 5,511.88
 Expense -5,980.93
 Balance 31 Dec 1974 \$ 201.12



YOUR EAA REPORT

EAA is a non-profit organization providing recreational, athletic, and hobby activities for its members. In addition, it operates "the Store" for the purpose of providing convenience shopping for quality merchandise at reasonable prices. It is primarily the return on Store sales, after payment of salaries and overhead, that funds the many activities enjoyed by EAA members.

EAA is governed by a Board of Directors made up of one member each from its Social and Cultural, Athletic, Special Events, and Self-Improvement directorates, plus one Director-at-Large. With the exception of the Director-at-Large, who is appointed by the Director of Personnel, these Directors are elected by their directorate members to two-year terms of office. Day-to-day management and operation of EAA is conducted by EAA officers who are elected annually by the Board of Directors.

One of the most significant steps EAA has taken this past year has been to give the Store a "new look" in conjunction with its move to GF-40. The stylish decor of the new location provides a more pleasant atmosphere and encourages EAA members to actively use this facility.

A continuous effort is made to extend EAA services to members in other buildings. Unfortunately, we have not yet been totally successful, primarily because we must rely on volunteer representatives. The representatives we do have, however, are doing a fine job and we continue our search for willing hands to help expand the benefits of EAA to everyone.

Inside this pamphlet you will find a report of EAA's financial position as well as a list of activities being sponsored in 1977. The activities and finances of EAA are audited by members of the Audit Staff. The audit of Calendar Year 1976 activities was just recently completed. The report indicated that controls and procedures were effective and that Store operations were conducted in an efficient and businesslike manner.

EMPLOYEE ACTIVITY ASSOCIATION, INC.
 TREASURER'S REPORT
 31 December 1976

ASSETS

CURRENT ASSETS:

Cash on hand and in bank	\$ 63,959.21
Savings and Investments	90,746.81
Accounts Receivable	14.00
Merchandise Inventory	37,912.49
Prepaid Expenses	1,508.99
Total Current Assets	<u>\$194,141.50</u>

EQUIPMENT

	\$ 3,254.67
--	-------------

TOTAL ASSETS

	<u>\$197,396.17</u>
--	---------------------

LIABILITIES AND NET WORTH

CURRENT LIABILITIES:

Accounts Payable	\$ 26,045.31
Taxes Payable	2,924.29
Accrued Expenses Payable	7,929.65
Deposits on Special Orders	120.00
Total Liabilities	<u>\$ 37,019.25</u>

NET WORTH:

EAA Fund Balance, 1 Jan 76	\$147,020.91
Net Gain for 1976	13,356.01
EAA Fund Balance 31 Dec 76	<u>\$160,376.92</u>

TOTAL LIABILITIES AND NET WORTH


	<u>\$197,396.17*</u>
--	----------------------

*The Board of Directors has authorized, but not yet expended, up to \$20,000 for the costs associated with the new Store.

EAA GRANTS APPROVED FOR 1977

SOCIAL CULTURE ACTIVITIES


Bridge (Duplicate)	\$ 100.00
Bridge (Rubber)	10.00
Chess Club	100.00
Coin Club	75.00
Garden Club	0
Glee Club	625.00
Knitting Crochet	0
Photo	200.00
Riding Club	0
Stamp Club	313.00
Prayer Group	0
<i>Athletic Clubs & Leagues</i>	\$ 3,330.00
Basketball (Men)	275.00
Basketball (Women)	150.00
Bowling	1,197.00
Football	100.00
Golf	150.00
Karate	150.00
Rifle & Pistol	5,368.00
Softball (Men)	580.00
Softball (Women)	100.00
Tennis	300.00
Trap & Skeet	802.00
Volleyball (Coed)	356.00
Volleyball (Men)	100.00
100 Mile Club	
<i>Self-Improvement Instruction</i>	\$ 200.00
<i>Special Events</i>	\$ 350.00
Camping	100.00
Fishing	50.00
October Fair	150.00
Ski Club	
<i>NPIC Activities</i>	\$ 450.00
Basketball	535.00
Football	1,950.00
Softball	480.00
Volleyball	
TOTAL ALL APPROVED GRANTS:	<u><u>\$18,626.00</u></u>



EMPLOYEE ACTIVITY ASSOCIATION INC.
FINANCIAL STATEMENTS FOR THE NINE MONTHS ENDED
30 SEPTEMBER 1976

INDEX

Exhibit A	Balance Sheet
Exhibit B	Statement of Income and Expense
Exhibit C	Statement of Income and Expense Other than Store
Statement 1	Profit on Store Sales



Accounting Office

STATINTL

6360

EMPLOYEE ACTIVITY ASSOCIATION INC.
Balance Sheet
30 September 1976 and 1975

ASSETS

	1976	1975
Current Assets:		
Cash on hand and in bank	\$ 44,510.27	\$ 36,609.28
Savings and investments	89,238.31	82,126.87
Accounts receivable	21.00	75.95
Interest receivable	-	604.34
Merchandise inventory	50,368.30	39,730.36
Tickets on hand	-	119.75
Prepaid expenses	459.42	991.86
Total current assets	<u>\$184,597.30</u>	<u>\$160,258.41</u>
Equipment:		
Equipment	11,130.01	11,240.61
Less: Reserve for depreciation	7,663.16	6,759.66
Total	<u>\$ 3,466.85</u>	<u>\$ 4,480.95</u>
CEAF Trust Account:		
Cash investments	\$ 80,580.28	\$ 62,216.42
Club loans	5,100.00	5,950.00
Total	<u>\$ 85,680.28</u>	<u>\$ 68,166.42</u>
Less: Due CEAF	85,680.28	68,166.42
	<u>-0-</u>	<u>-0-</u>
Total Assets	<u><u>\$188,064.15</u></u>	<u><u>\$164,739.36</u></u>

LIABILITIES AND NET WORTH

Current Liabilities:		
Accounts payable - trade	\$ 23,851.22	\$ 15,042.62
Accounts payable - tickets	3,503.55	3,732.29
Accounts Payable - instructors	850.00	1,031.50
Accounts Payable - other	-	531.00
Taxes payable	1,679.84	1,562.74
Due Agency - Exercise Room	-	648.51
Deposits on special orders	413.50	886.26
Accrued expenses payable	5,297.91	5,500.16
Total current liabilities	<u>\$ 35,596.02</u>	<u>\$ 28,935.08</u>
Net Worth:		
EAA Fund, 1 January	\$147,020.91	\$129,382.10
Net gain for period (Exhibit B)	5,447.22	6,422.18
EAA Fund: 30 September	<u>\$152,468.13</u>	<u>\$135,804.28</u>
Total Liabilities and Net Worth	<u><u>\$188,064.15</u></u>	<u><u>\$164,739.36</u></u>

EXHIBIT A

STORE

EMPLOYEE ACTIVITY ASSOCIATION INC.
Statement of Income and Expenses
For the Nine Months Ended 30 September 1976 and 1975

	1976	1975
Income:		
Merchandise Sales	\$ 252,190.49	\$ 214,173.61
Inventory, 1 January	26,235.20	35,620.68
Purchases	248,244.41	189,766.40
Freight expense	907.78	663.83
<u>Total</u>	<u>275,387.39</u>	<u>226,050.91</u>
Inventory, 30 September	50,368.30	39,730.36
Cost of merchandise sold	225,019.09	186,320.55
Profit on Sales	27,171.40	27,853.06
Add: Purch. Discount	3,124.26	2,757.97
Dealer's Tax Disc.	274.74	237.45
Gross Profit on Sales	\$ 30,570.40	\$ 30,848.48
Other Income: (Prorated)	Percent	
Membership Dues	40	\$ 3,681.67
*Interest	60	984.86
Gross Income from Store	\$ 37,728.13	\$ 35,515.01
Expenses: (Prorated)		
Salaries/contract <i>26.6% ↑</i>	*	\$ 9,958.30
Salaries/staff	100	16,345.37
Payroll Taxes	*	610.51
Depreciation	100	700.09
Insurance	60	674.14
Telephone	40	88.12
Supplies & office expense	Actual	711.60
Cash over/short	"	3.30
Other expenses	"	56.30
Total expenses <i>8.3% ↑</i>	\$ 31,575.13	\$ 29,147.73
Net gain on store operations	\$ 6,153.00	\$ 6,367.28
Net gain or (loss) on other EAA Activities (Exhibit C)	(705.78)	54.90
Net gain for period	\$ 5,447.22	\$ 6,422.18

* 60% of accounting office salaries



ILLEGIB

** Interest = 4451.55 x (.6) = 2670.93
Previously was 1/3 store and 2/3 tickets
Bookkeeper changed to
60% store and 40% tickets*

EXHIBIT B

EMPLOYEE ACTIVITY ASSOCIATION INC.
Statement of Income and Expenses other than Store
For the Nine Months Ended 30 September 1976 and 1975

	<u>Percent Prorated</u>	1976	1975
Income:			
Membership Dues	60	\$ 6,730.20	\$ 7,363.33
Barbershop	100	1,913.03	1,912.90
Interest	40	1,780.62	1,969.71
Gain on ticket sales	100	2,306.89	2,446.48
Gain on employee programs	100	295.00	344.00
Gain on camping equipment	100	636.59	641.45
Total Income		<u>\$13,662.33</u>	<u>\$14,677.87</u>
Expenses: Administrative			
Salaries/contract	*	\$ 2,906.81	\$ 2,496.56
Payroll taxes	*	195.74	162.29
Insurance	40	496.18	449.42
Telephone	60	135.00	132.18
Supplies & office expense	Actual	93.82	87.85
Cash over/short	"	14.82	18.71
other expenses	"	679.53	55.40
Total administrative expenses		<u>\$ 4,521.90</u>	<u>\$ 3,402.41</u>
Budgeted Activities:			
Basketball		1,268.12	2,861.72
Camping		350.00	200.00
Fishing Club		(2.00)**	(60.00)**
Football		67.58	(143.80)**
Garden Club		-	218.00
Glee Club		670.00	500.00
Karate Club		-	125.00
Knitting/crochet		-	75.00
100 Mile Club		22.60	32.04
Photo Club		75.00	200.00
Prayer Group		-	100.00
Rifle & Pistol Club		100.00	100.00
Softball - men		4,944.75	4,716.19
Softball - women		546.00	454.00
Tennis Club		100.00	-
Trap & Skeet Club		150.00	150.00
Volleyball		(214.65)**	(220.03)**
Softball/NPIC		1,394.96	1,562.44
Volleyball/NPIC		373.85	350.00
Total Budgeted Activities		<u>\$ 9,846.21</u>	<u>\$11,220.56</u>
Total Expenses		<u>\$14,368.11</u>	<u>\$14,622.97</u>
Net gain or (loss) on other EAA Activities		<u>\$ (705.78)</u>	<u>\$ 54.90</u>

*40% of accounting office salaries

**Excess of fees collected over expenditures

MEMBERSHIP STATUS AS OF 30 SEPTEMBER 1976

	<u>SPONSORS</u>	<u>PATRONS</u>	<u>ANNUAL</u>	<u>TOTAL</u>
Totals, 1 January 1976	105	428	4131	4664
Sold, 1 January - 30 September 1976	24	92	3171	3287
Expired, 1 January - 30 September 1976	-	-	-3278	-3278
Totals, 30 September 1976	<u>129</u>	<u>520</u>	<u>4024</u>	<u>4673</u>

EXHIBIT C

EMPLOYEE ACTIVITY ASSOCIATION INC.
Profit on Store Sales

YEAR	Period	Sales	Gross Profit on Misc. Sold		Added Profit Trade Sales Tax		Gross Profit on Sales	
			Amount	% of Sales	Discounts	Discounts	Amount	% of Sales
1974	January - March	\$ 60,491.	\$ 8,652.	14.3	\$1,185.	\$100.	\$ 9,937.	16.4
	April - June	79,048.	10,876.	13.7	1,265.	107.	12,248.	15.4
	July - September	60,916.	10,107.	16.6	776.	70.	10,953.	17.9
	October - December	107,437.	16,261.	15.1	1,439.	80.	17,780.	16.5
	Totals - 1974	\$307,892.	\$45,896.	14.9	\$4,665.	\$357.	\$50,918.	16.5
1975	January - March	\$ 57,922.	\$ 7,189.	12.4	\$1,016.	\$ 85.	\$ 8,290.	14.3
	April - June	76,138.	10,885.	14.2	810.	77.	11,772.	15.4
	July - September	80,113.	9,778.	12.2	932.	75.	10,785.	13.4
	October - December	133,529.	16,477.	12.3	1,544.	96.	18,117.	13.5
	Totals - 1975	\$347,702.	\$44,329.	12.7	\$4,302.	\$333.	\$48,964.	14.0
1976	January - March	\$ 71,373.	\$ 7,851.	10.9	\$1,322.	\$101.	\$ 9,274.	12.9
	April - June	90,587.	10,019.	11.0	998.	85.	11,102.	12.2
	July - September	90,230.	9,301.	10.3	804.	89.	10,194.	11.2

EMPLOYEE ACTIVITY ASSOCIATION INC.

FINANCIAL STATEMENTS FOR THE SIX MONTHS ENDED 30 JUNE 1976

INDEX

Exhibit A	Balance Sheet
Exhibit B	Statement of Income and Expenses
Exhibit C	Statement of Income and Expenses Other than Store
Statement 1	Profit on Store Sales

[Redacted Box]
Tax Accounting Office

STATINTL

EMPLOYEE ACTIVITY ASSOCIATION INC.
Balance Sheet
30 June 1976 and 1975

ASSETS

	1976	1975
Current Assets:		
Cash on hand and in bank	\$ 42,581.72	\$ 55,161.50
Savings and investments	87,725.66	60,953.73
Accounts receivable	186.25	52.60
Interest receivable	-	595.82
Tickets on hand	330.00	1,698.25
Merchandise inventory	47,919.68	31,264.70
Prepaid expense	872.88	1,356.84
Total current assets	<u>\$179,616.19</u>	<u>\$151,083.44</u>
Equipment	11,130.01	10,709.61
Less: Reserve for depreciation	7,405.80	6,532.00
Total	<u>\$ 3,724.21</u>	<u>\$ 4,177.61</u>
CEAF Trust Account:		
Cash investments	\$ 78,136.49	\$ 55,153.49
Club loans	5,950.00	6,800.00
Total	<u>\$84,086.49</u>	<u>\$61,953.49</u>
Less: Due CEAF	84,086.49	61,953.49
Total	<u>-0-</u>	<u>-0-</u>
Total Assets	<u>\$183,340.40</u>	<u>\$155,261.05</u>

LIABILITIES AND NET WORTH

Current Liabilities:		
Accounts payable - trade	\$ 20,371.20	\$ 13,871.72
Accounts payable - tickets	5,756.30	4,325.61
Accounts payable - instructors	832.00	866.00
Taxes payable	1,678.13	1,392.00
Due Agency - Exercise Room	1,198.79	457.85
Deposits on special orders	472.00	227.00
Accrued expenses payable	844.71	372.87
Total current liabilities	<u>\$ 31,153.13</u>	<u>\$ 21,513.05</u>
Net Worth:		
EAA Fund, 1 January	\$147,020.91	\$129,382.10
Net gain for period (Exhibit B)	5,166.36	4,365.90
EAA Fund balance, 30 June	<u>\$152,187.27</u>	<u>\$133,748.00</u>
Total Liabilities and Net Worth	<u>\$183,340.40</u>	<u>\$155,261.05</u>

EXHIBIT A

EMPLOYEE ACTIVITY ASSOCIATION INC.
Statement of Income and Expenses
For the six months ended 30 June 1976 and 1975

	1976	1975
Income:		
Merchandise Sales	\$161,960.41	\$134,060.55
Inventory, 1 January	\$ 26,235.20	\$ 35,620.68
Purchases	165,173.25	111,330.07
Freight expense	601.34	299.73
Total	<u>192,009.79</u>	<u>147,250.48</u>
Inventory, 30 June	<u>47,919.68</u>	<u>31,264.70</u>
Cost of merchandise sold	<u>144,090.11</u>	<u>115,985.78</u>
Profit on sales	17,870.30	18,074.77
Add: Purchase discounts	2,320.39	1,825.98
Dealer's tax discount	186.06	162.23
Gross profit on sales	<u>\$ 20,376.75</u>	<u>\$ 20,062.98</u>
Other Income (Prorated)	Percent	
Membership Dues	40	\$ 3,246.80
Interest	60	1,763.34
Gross Income from store operations		<u>\$ 25,386.89</u>
Expenses: (Prorated)		
Salaries/contract	*	\$ 8,090.35
Salaries/staff	100	10,659.26
Payroll taxes	*	535.84
Depreciation	100	515.13
Insurance	60	496.20
Telephone	40	60.00
Supplies & Off Exp	Actual	708.71
Cash over/short	"	5.28
Other expenses	"	121.09
Total expenses		<u>\$ 21,191.86</u>
Net gain on store operations		\$ 4,195.03
Net gain from other EAA activities (Exhibit C)		<u>971.33</u>
Net gain for period		<u>\$ 5,166.36</u>

* 60% of accounting office salaries

EMPLOYEE ACTIVITY ASSOCIATION INC.
Statement of Income and Expenses Other Than Store
For the six months ended 30 June 1976 and 1975

	<u>Percent Prorated</u>	1976	1975
Income:			
Membership dues	60	\$4,870.20	\$5,027.33
Barbershop	100	1,280.85	1,271.47
Interest	40	1,175.56	1,181.94
Gain on ticket sales	100	1,582.84	1,614.09
Gain on employee programs	100	226.00	259.00
Gain on camping equipment	100	336.25	351.25
Total income		<u>\$9,471.70</u>	<u>\$9,705.08</u>
Expenses: Administrative			
Salaries/contract	*	\$1,857.86	\$1,709.96
Payroll taxes	*	125.69	109.40
Insurance	40	330.80	303.43
Telephone	60	90.00	87.18
Supplies & office expense	Actual	66.92	52.06
Cash over/short	"	8.41	9.01
Other expenses	"	655.68	34.70
Total administrative		<u>\$3,135.36</u>	<u>\$2,305.74</u>
Budgeted Activities:			
Basketball		\$1,268.12	\$2,861.72
Camping		350.00	200.00
Fishing Club		(148.00)**	(201.00)**
Garden Club		-	218.00
Glee Club		670.00	175.18
Karate Club		-	125.00
Knitting/Crochet		-	75.00
100 Mile Club		2.60	17.94
Photo Club		-	200.00
Rifle & Pistol Club		100.00	100.00
Softball - men		1,914.21	2,399.90
Softball - women		254.00	(50.00)**
Trap & Skeet Club		150.00	150.00
Volleyball		232.00	120.00
Softball/NPIC		302.46	188.44
Volleyball/NPIC		269.62	274.97
Total budgeted activities		<u>\$5,365.01</u>	<u>\$6,855.15</u>
Total Expenses		<u>\$8,500.37</u>	<u>\$9,160.89</u>
Net gain on other EAA Activities		<u>\$ 971.33</u>	<u>\$ 544.19</u>

* 40% of accounting office salaries

** Excess of fees collected over expenditures

MEMBERSHIP STATUS

	<u>Sponsors</u>	<u>Patrons</u>	<u>Annual</u>	<u>Total</u>
Totals 1 January 1976	105	428	4,131	4,664
Sold, 1 January - 30 June 1976	14	65	2,329	2,408
Expired, 1 January - 30 June 1976	-	-	-2,259	-2,259
Totals, 30 June 1976	<u>119</u>	<u>493</u>	<u>4,201</u>	<u>4,813</u>

EMPLOYEE ACTIVITY ASSOCIATION INC.
Profit on Store Sales

YEAR	Period	Sales	Gross Profit on Misc. Sold		Added Profit		Gross Profit on Sales	
			Amount	% of Sales	Trade Discounts	Sales Tax Discounts	Amount	% of Sales
1974	January - March	\$ 60,491.	\$ 8,652.	14.3	\$1,185.	\$100.	\$ 9,937.	16.4
	April - June	79,048.	10,876.	13.7	1,265.	107.	12,248.	15.4
	July - September	60,916.	10,107.	16.6	776.	70.	10,953.	17.9
	October - December	107,437.	16,261.	15.1	1,439.	80.	17,780.	16.5
	Totals - 1974	<u>\$307,892.</u>	<u>\$45,896.</u>	<u>14.9</u>	<u>\$4,665.</u>	<u>\$357.</u>	<u>\$50,918.</u>	<u>16.5</u>
1975	January - March	\$ 57,922.	\$ 7,189.	12.4	\$1,016.	\$ 85.	\$ 8,290.	14.3
	April - June	76,138.	10,885.	14.2	810.	77.	11,772.	15.4
	July - September	80,113.	9,778.	12.2	932.	75.	10,785.	13.4
	October - December	133,529.	16,477.	12.3	1,544.	96.	18,117.	13.5
	Totals - 1975	<u>\$347,702.</u>	<u>\$44,329.</u>	<u>12.7</u>	<u>\$4,302.</u>	<u>\$333.</u>	<u>\$48,964.</u>	<u>14.0</u>
1976	January - March	\$ 71,373.	\$ 7,851.	10.9	\$1,322.	\$101.	\$ 9,274.	12.9
	April - June	90,587.	10,019.	11.0	998.	85.	11,102.	12.2


STATEMENT 1

EMPLOYEE ACTIVITY ASSOCIATION INC.

FINANCIAL STATEMENTS FOR THE THREE MONTHS ENDED 31 MARCH 1976

INDEX

Exhibit A	Balance Sheet
Exhibit B	Statement of Income and Expenses
Exhibit C	Statement of Income and Expenses Other than Store
Statement 1	Profit on Store Sales



STAT

EMPLOYEE ACTIVITY ASSOCIATION INC.
Balance Sheet
31 March 1976 and 1975

ASSETS

	<u>1976</u>	<u>1975</u>
Current Assets:		
Cash on hand and in bank	\$ 45,660.23	\$ 52,619.55
Savings and investments	86,239.01	59,654.98
Accounts receivable	-	1,211.50
Interest receivable	-	590.93
Merchandise inventory	45,231.49	33,036.46
Prepaid Insurance	1,286.34	1,721.82
Total current assets	<u>\$178,417.07</u>	<u>\$148,835.24</u>
Equipment	11,130.01	10,709.61
Less: Reserve for depreciation	7,148.44	6,304.34
Total	<u>\$ 3,981.57</u>	<u>\$ 4,405.27</u>
GEAF Trust Account:		
Cash investments	\$ 77,842.83	\$ 54,123.94
Club Loans	5,950.00	6,800.00
Total	<u>\$ 83,792.83</u>	<u>\$ 60,923.94</u>
Less: Due GEAF	83,792.83	60,923.94
Total	<u>-0-</u>	<u>-0-</u>
Total Assets	<u>\$182,398.64</u>	<u>\$153,240.51</u>

LIABILITIES AND NET WORTH

Current Liabilities:		
Accounts Payable - Trade	\$ 19,031.22	\$ 11,751.72
Accounts Payable - Tickets	4,433.76	2,965.16
Accounts Payable - Instructors	599.00	955.00
Taxes Payable	1,801.03	1,487.24
Due Agency - Exercise Room	1,513.69	640.30
Deposits on special orders	361.00	225.88
Accrued expenses payable	6,149.92	4,980.13
Total current liabilities	<u>\$ 33,889.62</u>	<u>\$ 23,005.43</u>
Net Worth:		
EAA Fund, 1 January	\$147,020.91	\$129,382.10
Net gain for period (Exhibit B)	1,488.11	852.98
EAA Fund balance 31 March	<u>\$148,509.02</u>	<u>\$130,235.08</u>
Total Liabilities and Net Worth	<u>\$182,398.64</u>	<u>\$153,240.51</u>

1176

1176

EMPLOYEE ACTIVITY ASSOCIATION INC.
 Statement of Income and Expenses
 For the three months ended 31 March 1976 and 1975

	<u>1976</u>	<u>1975</u>
Income - Store:		
Merchandise Sales	\$71,372.92	\$57,922.36
Inventory, 1 January	\$ 26,235.20	\$35,620.68
Purchases	82,215.62	48,056.80
Freight expense	302.42	92.15
Total	<u>\$108,753.24</u>	<u>\$83,769.63</u>
Inventory, 31 March	45,231.49	33,036.46
Cost of merchandise sold	63,521.75	50,733.17
Profit on sales	7,851.17	7,189.19
Add: Purchase discounts	1,322.52	1,015.77
Dealer's tax discount	100.66	85.09
Gross profit on sales	<u>\$ 9,274.35</u>	<u>\$ 8,290.05</u>
Other Income (prorated)	<u>Percent</u>	
Membership dues	40	\$ 1,278.80
Interest	60	874.12
Gross income from store operations		<u>\$ 1,152.67</u>
		<u>\$ 9,804.22</u>
Expenses - Store: (prorated)		
Salaries - contract	*	\$ 3,907.90
Salaries - Staff	100	\$ 3,390.99
Payroll taxes	*	5,841.59
Depreciation	100	4,865.36
Insurance	60	258.02
Telephone	40	257.77
Supplies & Off Exp	Actual	248.12
Cash over/short=	"	30.00
Other expenses	"	294.54
Total expenses		4.43
		56.80
		<u>\$10,899.17</u>
		<u>\$9,239.68</u>
Net gain on store operations	\$ 528.10	\$ 564.54
Net gain from other EAA activities (Exhibit C)	960.01	288.44
Net gain for period	<u>\$ 1,488.11</u>	<u>\$ 852.98</u>

* 60% of accounting office salaries and 100% store salaries

EMPLOYEE ACTIVITY ASSOCIATION INC.
Statement of Income and Expenses Other Than Store
For the Years Ended 31 March 1976 and 1975

	<u>Percent Prorated</u>	1976	1975
Income:			
Membership dues	60	\$ 1,918.20	\$ 2,305.33
Barbershop	100	607.02	616.82
Interest	40	582.75	723.01
Gain on Ticket Sales	100	517.14	704.86
Gain on employee programs	100	106.00	97.00
Gain on camping equipment	100	-	16.80
Total income		<u>\$ 3,731.11</u>	<u>\$ 4,463.82</u>
Expenses: Administrative			
Salaries/contract	*	\$ 914.30	882.26
Payroll taxes	*	60.52	60.89
Insurance	40	165.42	157.44
Telephone	60	45.00	40.77
Supplies and Office expense	Actual	28.38	21.00
Cash over/short	"	7.66	10.63
Other expenses	"	23.70	20.40
Total administrative		<u>\$ 1,244.98</u>	<u>\$ 1,193.39</u>
Budgeted Activities:			
Basketball		\$ 718.12	\$ 2,134.00
Camping		350.00	200.00
Fishing Club		-	(64.00)**
Glee Club		670.00	175.18
Knitting/Crochet		-	75.00
100 Mile Club		-	4.84
Photo Club		-	200.00
Rifle & Pistol Club		-	100.00
Softball		(12.00)**	-
Volleyball		(200.00)**	-
Volleyball/NPIC		-	156.97
Total Budgeted Activities		<u>\$ 1,526.12</u>	<u>\$ 2,981.99</u>
Total Expenses		<u>\$ 2,771.10</u>	<u>\$ 4,175.38</u>
Net gain on other EAA Activities		<u>\$ 960.01</u>	<u>\$ 288.44</u>

* 40% of accounting office salaries

** Excess of fees collected over expenditures

MEMBERSHIP STATUS

	<u>Sponsors</u>	<u>Patrons</u>	<u>Annual</u>	<u>Total</u>
Totals, 1 January 1976	105	428	4,131	4,664
Sold, 1 January - 31 March 1976	5	26	920	951
Expired, 1 January - 31 March 1976	-	-	-1,019	-1,019
Totals, 31 March 1976	<u>110</u>	<u>454</u>	<u>4,032</u>	<u>4,596</u>

EXHIBIT C

EMPLOYEE ACTIVITY ASSOCIATION INC.
Profit on Store Sales

Year	Period	Sales	Gross Profit on Mchse. Sold		Added Profit		Gross Profit on Sales	
			Amount	% of Sales	Trade Discounts	Sales Tax Discounts	Amount	% of Sales
1974	January - March	\$ 60,491.	\$ 8,652.	14.3	\$1,185.	\$100.	\$ 9,937.	16.4
	April - June	79,048.	10,876.	13.7	1,265.	107.	12,248.	15.4
	July - September	60,916.	10,107.	16.6	776.	70.	10,953.	17.9
	October - December	<u>107,437.</u>	<u>16,261.</u>	15.1	<u>1,439.</u>	<u>80.</u>	<u>17,780.</u>	16.5
	Totals - 1974	<u>\$307,892.</u>	<u>\$45,896.</u>	14.9	<u>\$4,665.</u>	<u>\$357.</u>	<u>\$50,918.</u>	16.5
1975	January - March	\$ 57,922.	\$ 7,189.	12.4	\$1,016.	\$ 85.	\$ 8,290.	14.3
	April - June	76,138.	10,885.	14.2	810.	77.	11,772.	15.4
	July - September	80,113.	9,778.	12.2	932.	75.	10,785.	13.4
	October - December	<u>133,529.</u>	<u>16,477.</u>	12.3	<u>1,544.</u>	<u>96.</u>	<u>18,117.</u>	13.5
	Totals - 1975	<u>\$347,702.</u>	<u>\$44,329.</u>	12.7	<u>\$4,302.</u>	<u>\$333.</u>	<u>\$48,964.</u>	14.0
1976	January - March	\$ 71,373.	\$ 7,221. 7851	10.1	\$1,322.	\$101.	\$ 8,644. 9274	12.1

STATEMENT 1

Exhibits A & B

Operations for the 3rd Quarter showed a Net Gain of \$6,422.18

Exhibit C

Membership has increased slightly since the first of the year.

From 4490 To 4749 (gain of 259)

Statement 1 (Profit on Store Sales)


Comparison of Quarterly Sales volumes since 1973 shows a downward trend until this past quarter. Sales volume for the 3rd Quarter of 1975 is approximately \$19,000 greater than for the same period in 1974.

The January 1975 reduction in mark-ups on certain items is reflected in a slight reduction in the percentage of gross profit.

EMPLOYEE ACTIVITY ASSOCIATION INC.
FINANCIAL STATEMENTS FOR THE YEAR 1975

INDEX

Exhibit A	Balance Sheet
Exhibit B	Statement of Income and Expenses
Exhibit C	Statement of Income and Expenses Other than Store
Exhibit D	Statement of Cost of Employee Programs
Statement 1	Profit on Store Sales
Statement 2	Statement of Exercise Room Income and Expense



STATINTL

EMPLOYEE ACTIVITY ASSOCIATION INC.
Balance Sheet

31 December 1975 and 1974

ASSETS

	1975	1974
Current Assets:		
Cash on hand and in bank	\$ 65,713.32	\$ 50,986.12
Savings and investments	84,782.14	58,866.00
Accounts Receivable	-	87.50
Interest Receivable	-	295.40
Merchandise Inventory	26,235.20	35,620.68
Prepaid Insurance	626.88	1,113.42
Total current assets	<u>\$177,357.54</u>	<u>\$146,969.12</u>
Equipment	11,240.61	10,581.61
Less: Reserve for depreciation	7,013.87	6,059.57
Total	<u>\$ 4,226.74</u>	<u>\$ 4,522.04</u>
CEAF Trust Account:		
Investments	\$ 76,791.52	\$ 53,876.56
Club loans	5,950.00	6,800.00
Total	<u>\$82,741.52</u>	<u>\$ 60,676.56</u>
Less: Due CEAF	\$82,741.52	\$ 60,676.56
Total	<u>-0-</u>	<u>-0-</u>
Total Assets	<u>\$181,584.28</u>	<u>\$151,491.16</u>

LIABILITIES AND NET WORTH

Current Liabilities:		
Accounts payable - trade	\$ 22,694.65	\$ 13,336.59
Accounts payable - tickets	1,630.88	1,258.11
Accounts payable - Instructors	268.00	294.00
Due Agency - Exercise Room	766.12	201.12
Taxes payable	2,992.64	2,417.76
Accrued expenses payable	6,078.08	4,509.48
Deposits on special orders	133.00	92.00
Total liabilities	<u>\$ 34,563.37</u>	<u>\$ 22,109.06</u>
Net Worth:		
EAA Fund Balance, 1 January	\$129,382.10	\$112,703.53
Adjustment, this period	376.59	-
Net gain for year (Exhibit B)	17,262.22	16,678.57
EAA Fund balance, 31 December	<u>\$147,020.91</u>	<u>\$129,382.10</u>
Total Liabilities and Net Worth	<u>\$181,584.28</u>	<u>\$151,491.16</u>

EMPLOYEE ACTIVITY ASSOCIATION INC.
 Statement of Income and Expense
 For the Years Ended 31 December 1975 and 1974

		1975		1974
Income - Store:				
Merchandise Sales	\$	\$347,701.60	\$	\$307,891.49
Inventory, 1 January		35,620.68		27,140.23
Purchases		293,031.69		269,521.56
Freight Expense		955.42		953.65
Total		<u>\$329,607.79</u>		<u>\$297,615.44</u>
Inventory, 31 December		26,235.20		35,620.68
Cost of merchandise sold		<u>303,372.59</u>		<u>261,994.76</u>
Profit on sales		<u>44,329.01</u>		<u>45,896.73</u>
Add: Purchase discounts		4,302.27		4,664.53
Dealer's Tax discount		332.77		357.02
Gross profit on sales		<u>48,964.05</u>		<u>50,918.28</u>
Other Income (prorated)	Percent			
Membership dues	33 1/3	4,694.33		4,516.00
Interest	33 1/3	1,542.97		1,114.09
Gross Income from Store		<u>\$ 55,201.35</u>		<u>\$ 56,548.37</u>
Expenses - Store (prorated)				
Salaries/contract	*	\$ 13,635.48		\$ 14,567.23
Salaries/Staff	100	21,745.45		21,723.08
Accounting Fees	60	-		450.00
Payroll Taxes	*	865.60		920.92
Depreciation	100	954.30		989.90
Insurance	60	893.12		653.47
Telephone	40	118.12		90.60
Supplies & Office expense	Actual	778.42		800.09
Cash over/short	"	3.33		5.74
Other expenses	"	56.30		115.11
Total expenses		<u>\$ 39,050.12</u>		<u>\$ 40,316.14</u>
Net gain on store operations		\$ 16,151.23		\$ 16,232.25
Net gain on other activities (Exh. C)		<u>1,110.99</u>		<u>446.34</u>
Net gain for year		<u>\$17,262.22</u>		<u>\$ 16,678.57</u>

*60% of accounting office salaries

EMPLOYEE ACTIVITY ASSOCIATION INC.
 Statement of Income and Expenses Other Than Store
 For the Years Ended 31 December 1975 and 1974

	Percent Prorated	1975	1974
Income:			
Membership dues	66 2/3	\$ 9,388.67	\$ 9,032.00
Barbershop	100	2,832.31	2,048.28
Interest	66 2/3	3,085.94	2,228.17
Gain on ticket sales	100	2,837.33	2,279.64
Gain on employee programs	100	436.00	428.25
Gain on camping equipment	100	643.30	882.40
Total income		<u>\$19,223.55</u>	<u>\$16,898.74</u>
Expenses: Administrative			
Salaries/contract	*	\$ 3,276.46	\$ 3,370.28
Accounting fees	40	-	300.00
Payroll taxes	*	216.40	216.02
Insurance	40	595.42	435.64
Telephone	60	177.18	181.20
Supplies & Office expense	Actual	96.60	400.05
Cash over/short	"	26.16	11.49
Other expenses	"	80.75	230.22
Total		<u>\$ 4,468.97</u>	<u>\$ 5,144.90</u>
Budgeted employee programs (Exhibit D)		13,643.59	11,307.50
Total expenses		<u>\$18,112.56</u>	<u>\$16,452.40</u>
Net gain on other EAA Activities		<u>\$ 1,110.99</u>	<u>\$ 446.34</u>

*40% of accounting office salaries

MEMBERSHIP STATUS

	<u>Sponsors</u>	<u>Patrons</u>	<u>Annual</u>	<u>Total</u>
Totals, 1 January 1975	105	368	4,017	4,490
Sold during year	16	104	4,162	4,282
Expired or removed during year	-16	-44	-4,048	-4,108
Totals, 31 December 1975	<u>105</u>	<u>428</u>	<u>4,131</u>	<u>4,664</u>

EMPLOYEE ACTIVITY ASSOCIATION INC.
Statement of Cost of Employee Programs

Activity	1975			1974		
	Approved Budget	Fees Collected	Expense	Approved Budget	Fees Collected	Expense
Art Club	-	-	-	\$ 100.00	-	\$ 100.00
Basketball - men	\$ 2,794.00)	\$ 560.00	\$ 2,861.72	2,670.00	560.00	2,120.04
Basketball - women	275.00)	-	-	275.00	-	-
Basketball - NPIC	380.00	-	-	380.00	-	-
Bowling League	150.00	-	150.00	150.00	-	150.00
Bridge Clubs	140.00	-	-	40.00	-	-
Camping	200.00	-	200.00	200.00	-	-
Fishing Club	100.00	1,130.00	25.76	100.00	979.00	38.84
Football League	1,135.00	180.00	769.20	1,088.00	100.00	892.64
Football League/NPIC	510.00	-	-	510.00	-	-
Garden Club	218.00	-	218.00	-	-	-
Glee Club	500.00	-	-	-	-	-
Glee Club (additional)	31.50	-	531.50	425.00	-	344.30
Golf League	100.00	-	-	100.00	-	-
Karate Club	125.00	-	125.00	127.00	-	-
Knitting/Crochet	75.00	-	75.00	25.00	-	-
100-Mile Club	100.00	-	35.16	100.00	-	4.68
October Fair	50.00	-	1.65	50.00	-	-
Photo Club	200.00	-	200.00	200.00	-	-
Prayer Group	100.00	-	100.00	100.00	-	100.00
Rifle & Pistol Club	100.00	-	100.00	100.00	-	100.00
Ski Club	150.00	-	-	100.00	-	100.00
Softball - men	4,724.00	1,181.00	4,716.19	4,172.00	1,480.00	4,172.00
Softball-women	494.00	76.00	454.00	438.00	-	438.00
Softball-NPIC	1,600.00	470.00	1,562.44	1,500.00	-	1,500.00
Tennis League	100.00	30.00	95.00	150.00	-	-
Trap & Skeet Club	300.00	-	300.00	300.00	-	150.00
Volleyball - men	370.00)	-	-	370.00)	-	-
Volleyball - coed	687.00)	770.00	772.97	501.00)	560.00	1,082.00
Volleyball -NPIC	350.00	80.00	350.00	300.00)	-	-
Self Improvement	200.00	-	-	200.00	-	15.00
Coin Club	-	-	-	75.00	-	-
Totals	\$16,258.50	\$4,477.00	\$13,643.59	\$14,846.00	\$3,679.00	\$11,307.50

Note: Total expenditures include fees collected and expenses.

EMPLOYEE ACTIVITY ASSOCIATION INC.
Profit on Store Sales

Year	Period	Sales	Gross Profit on Mchse. Sold		Added Profit		Gross Profit on Sales	
			Amount	% of Sales	Trade Discounts	Sales Tax Discounts	Amount	% of Sales
1973	January - March	\$ 75,741.	\$ 7,253.	9.6	\$1,367.	\$ 95.	\$ 8,715.	11.5
	April - June	80,259.	12,895.	16.1	769.	68.	13,732.	17.1
	July - September	73,659.	9,233.	12.5	824.	63.	10,120.	13.7
	October - December	111,408.	17,884.	16.0	1,476.	76.	19,436.	17.4
	Totals - 1973	<u>\$341,067.</u>	<u>\$47,265.</u>	13.9	<u>\$4,436.</u>	<u>\$302.</u>	<u>\$52,003.</u>	15.2
1974	January - March	\$ 60,491.	\$ 8,652.	14.3	\$1,185.	\$100.	\$ 9,937.	16.4
	April - June	79,048.	10,876.	13.7	1,265.	107.	12,248.	15.4
	July - September	60,916.	10,107.	16.6	776.	70.	10,953.	17.9
	October - December	107,437.	16,261.	15.1	1,439.	80.	17,780.	16.5
	Totals - 1974	<u>\$307,892.</u>	<u>\$45,896.</u>	14.9	<u>\$4,665.</u>	<u>\$357.</u>	<u>\$50,918.</u>	16.5
1975	January - March	\$ 57,922.	\$ 7,189.	12.4	\$1,016.	\$ 85.	\$ 8,290.	14.3
	April - June	76,138.	10,885.	14.2	810.	77.	11,772.	15.4
	July - September	80,113.	9,778.	12.2	932.	75.	10,765.	13.4
	October - December	133,529.	16,477.	12.3	1,544.	96.	18,117.	13.5
	Totals - 1975	<u>\$347,702.</u>	<u>\$44,329.</u>	12.7	<u>\$4,302.</u>	<u>\$333.</u>	<u>\$48,964.</u>	14.0

EMPLOYEE ACTIVITY ASSOCIATION INC.
 Statement of Exercise Room Income and Expense
 1975 - 1974 - 1973


	<u>1975</u>		<u>1974</u>		<u>1973</u>	
	<u>Income</u>	<u>Expense</u>	<u>Income</u>	<u>Expense</u>	<u>Income</u>	<u>Expense</u>
January - March	\$1,709.00	\$1,269.82	\$1,691.75	\$1,755.50	\$1,730.68	\$1,449.88
April - June	1,522.75	1,705.20	1,369.38	1,125.50	1,617.70	1,286.49
July - September	1,416.25	1,225.59	1,250.00	1,654.30	1,096.71	1,013.32
October - December	1,257.25	1,139.64	1,200.75	1,445.63	1,310.37	1,054.80
Totals	<u>\$5,905.25</u>	<u>\$5,340.25</u>	<u>\$5,511.88</u>	<u>\$5,980.93</u>	<u>\$5,755.56</u>	<u>\$4,804.49</u>
Net Annual Income		<u>\$ 565.00</u>		*		<u>\$ 951.07</u>

* 1 Jan 1974 balance \$ 670.17
 Income 5,511.88
 Expenses -5,980.93
 Balance 31 Dec 1974 \$ 201.12

EMPLOYEE ACTIVITY ASSOCIATION INC.
FINANCIAL STATEMENTS FOR THE NINE MONTHS ENDED
30 SEPTEMBER 1975

INDEX

Exhibit A	Balance Sheet
Exhibit B	Statement of Income and Expense
Exhibit C	Statement of Income and Expense Other than Store
Statement 1	Profit on Store Sales



Accounting Office

STATINTL

3/75

3/75

EMPLOYEE ACTIVITY ASSOCIATION INC.
Balance Sheet
30 September 1975 and 1974

ASSETS

	1975	1974
Current Assets:		
Cash on hand and in bank	\$ 36,609.28	\$ 35,004.63
Savings and investments	82,126.87	57,957.12
Interest Receivable	604.34	370.87
Merchandise inventory	39,730.36	43,479.41
Prepaid insurance	991.86	1,081.52
Accounts receivable	75.95	514.87
Tickets on hand	119.75	-
Total current assets	<u>\$160,258.41</u>	<u>\$138,408.42</u>
Equipment:	\$ 11,240.61	\$ 10,581.61
Less: Reserve for depreciation	6,759.66	5,822.48
Total	<u>\$4,480.95</u>	<u>\$ 4,759.13</u>
CEAF Trust Account:		
Cash Investments	\$ 62,216.42	\$ 34,849.27
Club Loans	5,950.00	6,800.00
Total	<u>\$68,166.42</u>	<u>\$ 41,649.27</u>
Less: Due CEAF	<u>\$68,166.42</u>	<u>41,649.27</u>
	-0-	-0-
Total Assets	<u>\$164,739.36</u>	<u>\$143,167.55</u>

LIABILITIES AND NET WORTH

Current Liabilities:		
Accounts Payable - Trade	\$ 15,042.62	\$ 14,130.20
Accounts Payable - Tickets	3,732.29	3,336.63
Accounts Payable - Instructors	1,031.50	561.50
Accounts Payable - Other	531.00	-
Taxes Payable	1,562.74	1,208.00
Due Agency - Exercise Room	648.51	446.00
Deposits on Special Orders	886.26	649.09
Accrued expenses payable	5,500.16	3,656.27
Total current liabilities	<u>\$ 28,935.08</u>	<u>\$ 23,987.69</u>
Net Worth:		
EAA Fund: 1 January	\$129,382.10	\$112,703.53
Net gain for period (Exhibit B)	6,422.18	6,476.33
EAA Fund: 30 September	<u>\$135,804.28</u>	<u>\$119,179.86</u>
Total Liabilities and Net Worth	<u>\$164,739.36</u>	<u>\$143,167.55</u>

Total of Tickets on Consignment = \$1,450.30

EMPLOYEE ACTIVITY ASSOCIATION INC.
Statement of Income and Expense
For the Nine Months Ended 30 September 1975 and 1974

	1975		1974	
Income - Store:				
Merchandise Sales	\$	\$214,173.61	\$	\$200,454.31
Inventory, 1 January			27,140.23	
Purchases	35,620.68		186,592.92	
Freight Expense	189,766.40		565.22	
Total	663.83			
Inventory, 30 September	\$226,050.91		\$214,298.37	
Cost of merchandise sold	39,730.36		43,479.41	
Profit on sales		186,320.55		170,818.96
Add: Purchase discounts		27,853.06		29,635.35
Dealer's Tax discount		2,757.97		3,225.81
Gross profit on sales		237.45		276.64
		30,848.48		33,137.80
Other Income (prorated)	Percent			
Membership Dues	33 1/3	\$ 3,681.67		\$ 3,519.33
Interest	33 1/3	984.86		836.29
Gross Income from Store		\$ 35,515.01		\$ 37,493.42
Expenses - Store (prorated)				
Salaries/contract	*	\$ 9,958.30		\$ 10,928.97
Salaries/Staff	100	16,345.37		17,836.64
Accounting Fees	*	-		450.00
Payroll Taxes	*	610.51		682.19
Depreciation	100	700.09		752.81
Insurance	60	674.14		454.21
Telephone	40	88.12		67.95
Supplies & office expense	Actual	711.60		308.93
Cash over/short	"	3.30		9.50
Other expenses	"	56.30		104.05
Total expenses		\$ 29,147.73		\$ 31,595.26
Net gain on store operations		\$ 6,367.28		\$ 5,898.16
Net gain on other activities (Exhibit C)		54.90		578.17
Net gain for period		\$ 6,422.18		\$ 6,476.33

*60% of accounting office salaries

EMPLOYEE ACTIVITY ASSOCIATION INC.
Statement of Income and Expenses other than Store
For the Nine Months Ended 30 September 1975 and 1974

	<u>Percent Prorated</u>	1975	1974
Income:			
Membership Dues	66 2/3	\$ 7,363.33	\$ 7,038.67
Barbershop	100	1,912.90	1,373.30
Interest	66 2/3	1,969.71	1,672.58
Gain on Tickets	100	2,446.48	1,905.35
Gain on Employee Programs	100	344.00	325.50
Gain on Camping Equipment	100	641.45	856.95
Total Income		<u>\$14,677.87</u>	<u>\$13,172.35</u>
Expenses: Administrative			
Salaries/Contract	*	2,496.56	2,320.38
Payroll Taxes	"	162.29	149.75
Accounting Fees	40	-	300.00
Insurance	40	449.42	302.80
Telephone	60	132.18	135.90
Supplies & Office Expense	Actual	87.85	154.47
Cash over/short	"	18.71	18.99
Other expenses	"	55.40	225.98
Total Administrative Expenses		<u>\$ 3,402.41</u>	<u>\$ 3,608.27</u>
Budgeted Activities:			
Art Club		-	100.00
Basketball		2,861.72	2,120.04
Camping		200.00	-
Fishing Club		(60.00)	(98.00)
Football		(143.80)	161.87
Garden Club		218.00	-
Glee Club		500.00	90.00
Karate Club		125.00	-
Knitting/Crochet		75.00	-
100 Mile Club		32.04	-
Photo Club		200.00	-
Prayer Group		100.00	100.00
Rifle & Pistol Club		100.00	100.00
Softball-Men		4,716.19	4,172.00
Softball-Women		454.00	438.00
Trap & Skeet Club		150.00	-
Volleyball		(220.03)	287.00
Softball/NPIC		1,562.44	1,500.00
Self Improvement		-	15.00
Volleyball/NPIC		350.00	-
Total Budgeted Activities		<u>11,220.56</u>	<u>8,985.91</u>
Total expenses		<u>\$14,622.97</u>	<u>\$12,594.18</u>
Net gain on other EAA activities		<u>\$ 54.90</u>	<u>\$ 578.17</u>

40% of accounting office salaries

MEMBERSHIP STATUS AS OF 30 SEPT 1975

	<u>Sponsors</u>	<u>Patrons</u>	<u>Annual</u>	<u>Total</u>
Totals, 1 January 1975	105	368	4017	4490
Sold, 1 January - 30 September	14	76	3278	3368
Expired, 1 January - 30 Sept	-	-	- 3109	-3109
Totals, 30 September 1975	<u>119</u>	<u>444</u>	<u>4186</u>	<u>4749</u>

EXHIBIT C

EMPLOYEE ACTIVITY ASSOCIATION INC.
Profit on Store Sales

Year	Period	Sales	Gross Profit on Misc. Sold		Added Profit		Gross Profit on Sales	
			Amount	% of Sales	Trade Discounts	Sales Tax Discounts	Amount	Sales %
1973	January - March	\$ 75,741.	\$ 7,253.	9.6	\$1,367.	\$ 95.	\$ 8,715.	11.5
	April - June	80,259.	12,895.	16.1	769.	68.	13,732.	17.1
	July - September	73,659.	9,233.	12.5	824.	63.	10,120.	13.7
	October - December	<u>111,408.</u>	<u>17,884.</u>	16.0	<u>1,476.</u>	<u>76.</u>	<u>19,436.</u>	17.4
	Totals - 1973	<u>\$341,067.</u>	<u>\$47,265.</u>	13.9	<u>\$4,436.</u>	<u>\$302.</u>	<u>\$52,003.</u>	15.2
1974	January - March	\$ 60,491.	\$ 8,652.	14.3	\$1,185.	\$100.	\$ 9,937.	16.4
	April - June	79,048.	10,876.	13.7	1,265.	107.	12,248.	15.4
	July - September	60,916.	10,107.	16.6	776.	70.	10,953.	17.9
	October - December	<u>107,437.</u>	<u>16,261.</u>	15.1	<u>1,439.</u>	<u>80.</u>	<u>17,780.</u>	16.5
	Totals - 1974	<u>\$307,892.</u>	<u>\$45,896.</u>	14.9	<u>\$4,665.</u>	<u>\$357.</u>	<u>\$50,918.</u>	16.5
1975	January - March	\$ 57,922.	\$ 7,189.	12.4	\$1,016.	\$ 85.	\$ 8,290.	14.3
	April - June	76,138.	10,885.	14.2	810.	77.	11,772.	15.4
	July - September	80,113.	9,778.	12.2	932.	75.	10,785.	13.4

EMPLOYEE ACTIVITY ASSOCIATION INC.
FINANCIAL STATEMENTS FOR THE SIX MONTHS ENDED 30 JUNE 1975

INDEX

Exhibit A	Balance Sheet
Exhibit B	Statement of Income and Expenses
Exhibit C	Statement of Income and Expenses Other than Store
Statement 1	Profit on Store Sales

[Redacted Signature]

EAA Accounting Office

STATINTL

EMPLOYEE ACTIVITY ASSOCIATION INC.
Balance Sheet
30 June 1975 and 1974

ASSETS

	<u>1975</u>	<u>1974</u>
Current Assets:		
Cash on hand and in bank	\$ 55,161.50	\$ 60,569.31
Savings and investments	60,953.73	56,960.07
Interest receivable	595.82	349.55
Merchandise inventory	31,264.70	37,826.91
Prepaid insurance	1,356.84	1,250.17
Accounts receivable	52.60	-
Tickets on hand	1,698.25	-
Total current assets	<u>\$151,083.44</u>	<u>\$156,956.01</u>
Equipment	10,709.61	10,581.61
Less: Reserve for depreciation	6,532.00	5,585.39
Total	<u>\$ 4,177.61</u>	<u>\$ 4,996.22</u>
CEAF Trust Account:		
Cash investments	\$ 55,153.49	\$ 56,661.23
Club loans	6,800.00	7,650.00
Total	<u>\$ 61,953.49</u>	<u>\$ 64,311.23</u>
Less: Due CEAF	61,953.49	64,311.23
Total	<u>-0-</u>	<u>-0-</u>
Total Assets	<u>\$155,261.05</u>	<u>\$161,952.23</u>

LIABILITIES AND NET WORTH

Current Liabilities:		
Accounts Payable - Trade	\$ 13,871.72	\$ 11,148.90
Accounts Payable - Tickets	4,325.61	4,065.86
Accounts Payable - Instructors	866.00	1,070.00
Accounts Payable - Other	-	20,265.05
Taxes Payable	1,392.00	1,421.88
Due Agency - Exercise Room	457.85	850.30
Deposits on special orders	227.00	406.20
Accrued expenses payable	372.87	7,034.39
Total current liabilities	<u>\$ 21,513.05</u>	<u>\$ 46,262.58</u>
Net Worth:		
EAA Fund, 1 January	\$129,382.10	\$112,703.53
Net gain for period (Exhibit B)	4,365.90	2,986.12
EAA Fund balance 30 June	<u>\$133,748.00</u>	<u>\$115,689.65</u>
Total Liabilities and Net Worth	<u>\$155,261.05</u>	<u>\$161,952.23</u>

EMPLOYEE ACTIVITY ASSOCIATION INC.
Statement of Income and Expenses
For the six months ended 30 June 1975 and 1974

	<u>1975</u>	<u>1974</u>
Income - Store:		
Merchandise Sales	\$134,060.55	\$139,538.52
Inventory, 1 January	\$ 35,620.68	\$ 27,140.23
Purchases	111,330.07	130,268.62
Freight Expense	299.73	428.12
Total	<u>\$117,250.48</u>	<u>\$157,836.97</u>
Inventory, 30 June	<u>31,264.70</u>	<u>37,826.91</u>
Cost of merchandise sold	115,985.78	120,010.06
Profit on sales	18,074.77	19,528.46
Add: Purchase discounts	1,825.98	2,449.74
Dealer's tax discount	162.23	206.97
Gross profit on sales	<u>\$ 20,062.98</u>	<u>\$ 22,185.17</u>
Other Income (prorated)	Percent	
Membership dues	33 1/3	\$ 2,513.67
Interest	33 1/3	590.97
Gross income from store		<u>\$ 23,167.62</u>
Expenses - Store (prorated)		
Salaries - contract	*	\$ 6,471.20
Salaries - staff	100	11,041.97
Accounting fees	60	-
Payroll taxes	*	411.54
Depreciation	100	472.43
Insurance	60	455.15
Telephone	40	58.12
Supplies & Off Exp	Actual	374.30
Cash shortages	"	4.90
Other expenses	"	56.30
Total expenses		<u>\$ 19,345.91</u>
Net gain on store operations	\$ 3,821.71	\$ 2,422.17
Net gain on other activities (Exhibit C)	<u>544.19</u>	<u>563.95</u>
Net gain for period	<u>\$ 4,365.90</u>	<u>\$ 2,986.12</u>

*60% of accounting office salaries and 100% store salaries

EMPLOYEE ACTIVITY ASSOCIATION INC.
Statement of Income and Expenses Other Than Store
For the Six Months Ended 30 June 1975 and 1974

	<u>Percent Prorated</u>	<u>1975</u>	<u>1974</u>
Income:			
Membership Dues	66 2/3	\$5,027.33	\$4,905.33
Barbershop	100	1,271.47	892.30
Interest	66 2/3	1,181.94	1,065.33
Gain on Tickets	100	1,614.09	1,335.90
Gain on Employee Programs	100	259.00	237.50
Gain on camping equipment	100	351.25	479.45
Total Income		<u>\$9,705.08</u>	<u>\$8,915.81</u>
Expenses: Administrative:			
Salaries - contract	*	\$1,709.96	\$1,821.90
Payroll Taxes	*	109.40	118.77
Accounting Fees	40	-	276.00
Insurance	40	303.43	204.94
Telephone	60	87.18	90.60
Supplies & Office expense	Actual	52.06	105.07
Cash shortages	"	9.01	20.19
Other expenses	"	34.70	181.40
Total		<u>\$2,305.74</u>	<u>\$2,818.87</u>
Budgeted activities:			
Art Club		\$ -	\$ 100.00
Basketball		2,861.72	2,120.04
Camping		200.00	-
Fishing Club		(201.00)	(132.00)
Garden Club		218.00	-
Glee Club		175.18	90.00
Karate Club		125.00	-
Knitting/Crochet		75.00	-
100 Mile Club		17.94	-
Photo Club		200.00	-
Prayer Group		-	100.00
Rifle & Pistol Club		100.00	100.00
Softball - men		2,399.90	2,025.05
Softball - women		(50.00)	153.80
Trap & Skeet Club		150.00	-
Volleyball		120.00	328.00
Softball/NPIC		188.44	633.10
Volleyball/NPIC		274.97	-
Self Improvement		-	15.00
Total budgeted activities		<u>\$6,855.15</u>	<u>\$5,532.99</u>
Total Expenses		<u>\$9,160.89</u>	<u>\$8,351.86</u>
Net gain on other EAA Activities		<u>\$ 544.19</u>	<u>\$ 563.95</u>

*40% of accounting office salaries

MEMBERSHIP STATUS

	<u>Sponsors</u>	<u>Patrons</u>	<u>Annual</u>	<u>Total</u>
Totals, 1 January 1975	105	368	4,017	4,490
Sold, 1 January - 30 June	8	48	2,259	2,315
Expired, 1 January - 30 June	-	-1	-2,164	-2,165
Totals, 30 June 1975	<u>113</u>	<u>415</u>	<u>4,112</u>	<u>4,640</u>

EXHIBIT C


EMPLOYEE ACTIVITY ASSOCIATION INC.
Profit on Store Sales

Year	Period	Sales	Gross Profit on Mdse. Sold		Added Profit		Gross Profit on Sales	
			Amount	% of Sales	Trade Discounts	Sales Tax Discounts	Amount	Sales %
1973	January - March	\$ 75,741.	\$ 7,253.	9.6	\$1,367.	\$ 95.	\$ 8,715.	11.5
	April - June	80,259.	12,895.	16.1	769.	68.	13,732.	17.1
	July - September	73,659.	9,233.	12.5	824.	63.	10,120.	13.7
	October - December	111,408.	17,884.	16.0	1,476.	76.	19,436.	17.4
	Totals - 1973	<u>\$341,067.</u>	<u>\$47,265.</u>	13.9	<u>\$4,436.</u>	<u>\$302.</u>	<u>\$52,003.</u>	15.2
1974	January - March	\$ 60,491.	\$ 8,652.	14.3	\$1,185.	\$100.	\$ 9,937.	16.4
	April - June	79,049.	10,876.	13.7	1,265.	107.	12,248.	15.4
	July - September	60,916.	10,107.	16.6	776.	70.	10,953.	17.9
	October - December	107,437.	16,261.	15.1	1,439.	80.	17,780.	16.5
	Totals - 1974	<u>\$307,892.</u>	<u>\$45,896.</u>	14.9	<u>\$4,665.</u>	<u>\$357.</u>	<u>\$50,918.</u>	16.5
1975	January - March	\$ 57,922.	\$ 7,189.	12.4	\$1,016.	\$ 85.	\$ 8,290.	14.3
	April - June	76,138.	12,874.	16.8	810.	77.	13,761.	18.0

EMPLOYEE ACTIVITY ASSOCIATION INC.
FINANCIAL STATEMENTS FOR THE THREE MONTHS ENDED 31 MARCH 1975

INDEX

Exhibit A	Balance Sheet
Exhibit B	Statement of Income and Expenses
Exhibit C	Statement of Income and Expenses Other than Store
Statement 1	Profit on Store Sales


EAA Accounting Office

STATINTL

EMPLOYEE ACTIVITY ASSOCIATION INC.
Balance Sheet
31 March 1975 and 1974

ASSETS

	<u>1975</u>	<u>1974</u>
Current Assets:		
Cash on hand and in bank	\$ 52,619.55	\$ 40,215.92
Savings and investments	59,654.98	56,098.91
Accounts receivable	1,211.50	71.40
Interest receivable	590.93	328.74
Merchandise inventory	33,036.46	38,387.39
Prepaid insurance	1,721.82	1,481.94
Total current assets	<u>\$148,835.24</u>	<u>\$136,584.30</u>
Equipment	10,709.61	10,581.61
Less: Reserve for depreciation	6,304.34	5,329.10
Total	<u>\$ 4,405.27</u>	<u>\$ 5,252.51</u>
CEAF Trust Account:		
Cash investments	\$ 54,123.94	\$ 86,675.73
Club loans	6,800.00	7,650.00
Total	<u>\$ 60,923.94</u>	<u>\$ 94,325.73</u>
Less: Due CEAF	60,923.94	94,325.73
Total	<u>-0-</u>	<u>-0-</u>
Total Assets	<u><u>\$153,240.51</u></u>	<u><u>\$141,836.81</u></u>

LIABILITIES AND NET WORTH

Current Liabilities:		
Accounts Payable - Trade	\$ 11,751.72	\$ 13,428.93
Accounts Payable - Tickets	2,965.16	4,136.43
Accounts Payable - Instructors	955.00	733.50
Accounts Payable - Other	-	302.23
Taxes Payable	1,487.24	1,258.21
Due Agency - Exercise Room	640.30	606.42
Deposits on special orders	225.88	1,129.64
Accrued expenses payable	4,980.13	7,426.19
Total current liabilities	<u>\$ 23,005.43</u>	<u>\$ 29,021.55</u>
Net worth:		
EAA Fund, 1 January	\$129,382.10	\$112,703.53
Net gain for period (Exhibit B)	852.98	111.73
EAA Fund balance 31 March	<u>\$130,235.08</u>	<u>\$112,815.26</u>
Total Liabilities and Net Worth	<u><u>\$153,240.51</u></u>	<u><u>\$141,836.81</u></u>

EMPLOYEE ACTIVITY ASSOCIATION INC.
Statement of Income and Expenses
For the three months ended 31 March 1975 and 1974

	<u>1975</u>	<u>1974</u>
Income - Store:		
Merchandise Sales	\$57,922.36	\$60,490.59
Inventory, 1 January	\$35,620.68	\$27,110.23
Purchases	48,056.80	62,967.74
Freight expense	92.15	117.83
Total	<u>\$83,769.63</u>	<u>\$90,225.80</u>
Inventory, 31 March	33,036.46	38,387.90
Cost of merchandise sold	<u>50,733.17</u>	<u>51,838.41</u>
Profit on sales	7,189.19	8,652.18
Add: Purchase discounts	1,015.77	1,184.46
Dealer's tax discount	85.09	100.23
Gross profit on sales	<u>\$ 8,290.05</u>	<u>\$ 9,936.87</u>
Other Income (prorated):		
Membership dues	\$ 1,152.67	\$ 931.67
Interest	361.50	238.68
Miscellaneous	-	2.71
Gross income from store	<u>\$ 9,204.22</u>	<u>\$11,109.93</u>
Expenses - Store: (prorated)		
Salaries - contract	\$ 3,390.99	\$ 3,401.37
Salaries - Staff	4,865.36	7,358.03
Accounting Fees	-	327.60
Payroll Taxes	229.08	224.83
Depreciation	244.77	259.43
Insurance	236.16	155.75
Telephone	27.18	20.25
Supplies & Off Exp	189.04	120.95
Cash shortage	.80	-
Other expenses	56.30	54.85
Total expenses	<u>\$ 9,239.68</u>	<u>\$11,923.06</u>
Net gain or (loss) on store operations	\$ 564.54	\$ (813.13)
Net gain from other EAA activities (Exhibit C)	<u>288.44</u>	<u>924.86</u>
Net gain for period	<u>\$ 852.98</u>	<u>\$ 111.73</u>

*60% of accounting office salaries and 100% store salaries

EMPLOYEE ACTIVITY ASSOCIATION INC.
 Statement of Income and Expenses Other Than Store
 For the Three Months Ended 31 March 1975 and 1974

	<u>Percent Prorated</u>	<u>1975</u>	<u>1974</u>
Income:			
Membership dues	66 2/3	\$2,305.33	\$1,863.33
Barbershop	100	616.82	432.40
Interest	66 2/3	723.01	477.35
Gain on Tickets	100	704.86	630.70
Gain on Employee Programs	100	97.00	79.25
Gain on camping equipment	100	16.80	-
Total income		<u>\$4,463.82</u>	<u>\$3,483.03</u>
Expenses: Administrative:			
Salaries - contract	*	\$ 882.26	\$ 729.56
Payroll Taxes	*	60.89	49.35
Accounting Fees	40	-	218.40
Insurance	40	157.44	103.84
Telephone	60	40.77	40.50
Supplies & office expense	Actual	21.00	60.48
Cash shortages	"	10.63	-
Other expenses	"	20.40	-
Total		<u>\$1,193.39</u>	<u>\$1,202.13</u>
Budgeted activities:			
Basketball		\$2,134.00	\$1,544.04
Camping		200.00	-
Fishing Club		(64.00)	(234.00)**
Glee Club		175.18	-
Knitting/Crocheting		75.00	-
100 Mile Club		4.84	-
Photo Club		200.00	-
Rifle & Pistol Club		100.00	-
Volleyball - men		-	126.00
Volleyball- NPIC		156.97	-
Softball - men		-	(80.00)**
Total budgeted activities		<u>\$2,981.99</u>	<u>\$1,356.04</u>
Total Expenses		<u>\$4,175.38</u>	<u>\$2,558.17</u>
Net gain on other EAA Activities		<u>\$ 288.44</u>	<u>\$ 924.86</u>

*40% of accounting office salaries

**Excess of fees collected over expenditures

MEMBERSHIP STATUS

	<u>Sponsors</u>	<u>Patrons</u>	<u>Annual</u>	<u>Total</u>
Totals, 1 January 1975	105	368	4,017	4,490
Sold, 1 January - 31 March	5	23	1,019	1,047
Expired, 1 January - 31 March	-	-	-846	-846
Totals, 31 March 1975	<u>110</u>	<u>391</u>	<u>4,190</u>	<u>4,691</u>

EMPLOYEE ACTIVITY ASSOCIATION INC.
Profit on Store Sales

Year	Period	Sales	Gross Profit on Mdse. Sold		Added Profit Trade Sales Tax Discounts		Gross Profit on Sales	
			Amount	% of Sales	Discounts	Discounts	Amount	Sales %
1973	January - March	\$ 75,741.	\$ 7,253.	9.6	\$1,367.	\$ 95.	\$ 8,715.	11.5
	April - June	80,259.	12,895.	16.1	769.	68.	13,732.	17.1
	July - September	73,659.	9,233.	12.5	824.	63.	10,120.	13.7
	October - December	111,408.	17,884.	16.0	1,476.	76.	19,436.	17.4
	Totals - 1973	\$341,067.	\$47,265.	13.9	\$4,436.	\$302.	\$52,003.	15.2
1974	January - March	\$ 60,491.	\$ 8,652.	14.3	\$1,185.	\$100.	\$ 9,937.	16.4
	April - June	79,048.	10,876.	13.7	1,265.	107.	12,248.	15.4
	July - Spetember	60,916.	10,107.	16.6	776.	70.	10,953.	17.9
	October - December	107,437.	16,261.	15.1	1,439.	80.	17,780.	16.5
	Totals - 1974	\$307,892.	\$45,896.	14.9	\$4,665.	\$357.	\$50,918.	16.5
1975	January - March	\$ 57,922.	\$ 7,189.	12.4	\$1,016.	\$ 85.	\$ 8,290.	14.3

1974

EMPLOYEE ACTIVITY ASSOCIATION INC.
FINANCIAL STATEMENTS FOR THE YEAR 1974

INDEX

Exhibit A	Balance Sheet
Exhibit B	Statement of Income and Expenses
Exhibit C	Statement of Income and Expenses Other than Store
Exhibit D	Statement of Cost of Employee Programs
Statement 1	Profit on Store Sales
Statement 2	Statement of Exercise Room Income and Expense
Statement 3	Consolidated Statement of Income, Expense and Gain or Loss
Statement 4	Statement of Merchandise Purchases by Company
Statement 5	Dollar Value of Ticket Sales by Theatre
Statement 6	Self Improvement (Instruction) Classes


EAA Accounting Office

STATINTL

EMPLOYEE ACTIVITY ASSOCIATION INC.
Balance Sheet
31 December 1974 and 1973

	ASSETS	
	1974	1973
Current Assets:		
Cash on hand and in bank	\$ 50,986.12	\$ 58,977.81
Savings and investments	58,866.00	55,070.28
Accounts Receivable	87.50	72.65
Interest Receivable	295.40	219.00
Merchandise Inventory	35,620.68	27,140.23
Prepaid insurance	1,113.42	1,264.53
Total current assets	<u>\$146,969.12</u>	<u>\$142,744.48</u>
Equipment	\$ 10,581.61	\$ 10,581.61
Less: Reserve for depreciation	6,059.57	5,069.67
Total	<u>\$ 4,522.04</u>	<u>\$ 5,511.94</u>
CEAF Trust Account:		
Investments	\$ 53,876.56	\$ 85,682.42
Club loans	6,800.00	7,650.00
Total	<u>\$ 60,676.56</u>	<u>\$ 93,332.42</u>
Less: Due CEAF	\$ 60,676.56	\$ 93,332.42
Total	<u>-0-</u>	<u>-0-</u>
Total Assets	<u>\$151,491.16</u>	<u>\$148,256.42</u>

LIABILITIES AND NET WORTH

Current Liabilities:		
Accounts payable - trade	\$ 13,336.59	\$ 22,629.46
Accounts payable - tickets	1,258.11	1,599.40
Accounts payable - Instructors	294.00	612.00
Due Agency - Exercise Room	201.12	670.17
Taxes Payable	2,417.76	2,545.53
Accrued expenses payable	4,509.48	6,291.46
Deposits on special orders	92.00	1,204.87
Total Liabilities	<u>\$ 22,109.06</u>	<u>\$35,552.89</u>
Net Worth:		
EAA Fund balance, 1 January	\$112,703.53	\$109,689.79
Adjustment - prior year	-	(1,993.07)
Net gain for year (Exhibit B)	16,678.57	5,006.61
EAA Fund balance, 31 December	<u>\$129,382.10</u>	<u>\$112,703.53</u>
Total Liabilities and Net Worth	<u>\$151,491.16</u>	<u>\$148,256.42</u>

EXHIBIT A

EMPLOYEE ACTIVITY ASSOCIATION INC.
Statement of Income and Expenses
For the Years Ended 31 December 1974 and 1973

	<u>1974</u>	<u>1973</u>
Income - Store:		
Merchandise sales	\$307,891.49	\$341,067.21
Inventory, 1 January	\$ 27,140.23	\$ 36,000.14
Purchases	269,521.56	284,129.19
Freight Expense	953.65	812.92
Total	<u>\$297,615.44</u>	<u>\$320,942.25</u>
Inventory, 31 December	35,620.68	27,140.23
Cost of merchandise sold	<u>\$261,994.76</u>	<u>\$293,802.02</u>
Profit on sales	45,896.73	47,265.19
Add: Purchase discounts	4,664.53	4,436.38
Dealer's tax discount	<u>357.02</u>	<u>301.84</u>
Gross profit on sales	<u>\$ 50,918.28</u>	<u>\$ 52,003.41</u>
Other Income (prorated):	<u>Percent</u>	
Membership dues	33 1/3	\$ 4,516.00
Interest	33 1/3	1,114.09
Gross income from store	<u>\$ 56,548.37</u>	<u>\$ 3,772.00</u> <u>822.31</u> <u>\$ 56,597.72</u>
Expenses - Store: (prorated)		
Salaries - staff	100	\$ 21,723.08
Salaries - contract	*	14,567.23
Accounting fees	60	450.00
Payroll taxes	*	920.92
Depreciation	100	989.90
Insurance	60	653.47
Supplies & Off Exp	66 2/3	800.09
Telephone	33 1/3	90.60
Cash o/s	33 1/3	5.74
Other expenses	33 1/3	115.11
Total expenses		<u>\$ 40,316.14</u>
Net gain from store operations	<u>\$ 16,232.25</u>	<u>\$ 7,484.15</u>
Net gain or (loss) on other activities (Exhibit C)	<u>446.34</u>	<u>(2,477.34)</u>
Net gain for year	<u>\$ 16,678.57</u>	<u>\$ 5,006.81</u>

*60% of accounting office salaries and 100% store salaries

EMPLOYEE ACTIVITY ASSOCIATION INC.
 Statement of Income and Expenses Other Than Store
 For the Years Ended 31 December 1974 and 1973

	Percent Prorated	1974	1973
Income:			
Membership dues	66 2/3	\$ 9,032.00	\$ 7,544.00
Barbershop	100	2,048.28	2,551.56
Interest	66 2/3	2,228.17	1,644.61
Gain on ticket sales	100	2,279.64	2,062.10
Gain on employee programs	100	428.25	377.00
Gain on camping equipment	100	882.40	371.52
Total income		<u>\$16,898.74</u>	<u>\$14,550.79</u>
Expenses: Administrative:			
Salaries - contract	*	\$ 3,370.28	\$ 2,616.67
Accounting fees	40	300.00	764.40
Payroll taxes	*	216.02	184.82
Insurance	40	435.64	336.84
Employee Programs		-	401.76
Supplies & Office expense	33 1/3	400.05	176.19
Telephone	66 2/3	181.20	162.00
Cash o/s	66 2/3	11.49	-
Other expenses	66 2/3	230.22	47.35
Total		<u>\$ 5,144.90</u>	<u>\$ 4,690.03</u>
Budgeted employee programs (Exhibit D)		11,307.50	12,338.10
Total expenses		<u>\$16,452.40</u>	<u>\$17,028.13</u>
Net gain or (loss) on other EAA Activities		<u>\$ 446.34</u>	<u>\$(2,477.34)</u>

*40% of accounting office salaries

MEMBERSHIP STATUS

	Sponsors	Patrons	Annual	Total
Totals, 1 January 1974	97	294	5,047	5,438
Sold during year	19	85	4,021	4,125
Expired or removed during year	-11	- 11	-5,051	-5,073
Totals, 31 December 1974	<u>105</u>	<u>368</u>	<u>4,017</u>	<u>4,490</u>

EMPLOYEE ACTIVITY ASSOCIATION INC.
Statement of Cost of Employee Programs

Activity	1974			1973		
	Approved Budget	Fees Collected	Expense	Approved Budget	Fees Collected	Expense
Art Club	\$ 100.00	-	\$ 100.00	\$ 100.00	-	\$ -
Bridge Clubs	40.00			225.00		170.00
Coin Club	75.00			75.00		
Garden Club	-			250.00		250.00
Glee Club	425.00		344.30	425.00		290.80
Photo Club	200.00			300.00		
Prayer Group	100.00		100.00	100.00		100.00
Knitting/Crochet	25.00			75.00		
Totals	\$ 965.00	-	\$ 544.30	\$ 1,550.00	-	\$ 810.80
Athletic Hqs/NPIC						
Basketball - men	\$ 2,670.00	\$ 560.00	\$ 2,120.04	\$ 2,564.00	\$ 570.00	\$ 2,564.00
Basketball-women	275.00			250.00		250.00
Basketball/NPIC	380.00			380.00		283.08
Bowling League	150.00		150.00	150.00		150.00
Football - Hqs	1,088.00	100.00	892.64	1,132.00	150.00	831.29
Football/NPIC	510.00			510.00		
Golf League	100.00			100.00		100.00
Rifle & Pistol Club	100.00		100.00	100.00		100.00
Softball - men	4,172.00	1,480.00	4,172.00	3,960.00	1,114.00	3,910.41
Softball-women	438.00		438.00	439.00		199.70
Softball/NPIC	1,500.00		1,500.00	1,170.00	480.00	1,457.24
Tennis League	150.00			150.00		150.00
Trap & Skeet Club	300.00		150.00	300.00		300.00
Volleyball - men	370.00)			489.00	505.00	682.92
Volleyball - coed	501.00)	560.00	1,082.00			
Volleyball/NPIC	300.00)			300.00		287.54
100 Mile Club	100.00		4.68	100.00		66.12
Totals	\$13,104.00	\$2,700.00	\$10,609.36	\$12,094.00	\$2,819.00	\$11,332.30
Special Events						
Camping	\$ 200.00	\$ -	\$ -	\$ -	-	\$ -
Fishing Club	100.00	979.00	38.84	100.00		95.00
Karate	127.00					
October Fair	50.00					
Ski Club	100.00		100.00	100.00		100.00
Totals	\$ 577.00	\$ 979.00	\$ 138.84	\$ 200.00	-	\$ 195.00
Self Improvement	\$ 200.00	-	\$ 15.00	\$ 200.00	-	-
Grand Total	\$14,846.00	\$3,679.00	\$11,307.50	\$14,044.00	\$2,819.00	\$12,338.10

Note: Total expenditures include fees collected and expenses.

EXHIBIT D

EMPLOYEE ACTIVITY ASSOCIATION INC.
Profit on Store Sales

Year	Period	Sales	Gross Profit on Mdse. Sold		Added Profit		Gross Profit on Sales	
			Amount	% of Sales	Trade Discounts	Sales Tax Discounts	Amount	Sales %
1972	January - March	\$ 83,765.	\$ 2,743.	3.3	\$1,446.	\$ 92.	\$ 4,281.	5.1
	April - June	94,370.	14,843.	15.7	1,728.	81.	16,652.	17.6
	July - September	86,715.	3,407.	3.9	1,282.	91.	4,780.	5.5
	October - December	139,041.	19,536.	14.1	2,151.	83.	21,770.	15.7
	Totals - 1972		\$403,891.	\$40,529.	10.0	\$6,607.	\$347.	\$47,483.
1973	January - March	\$ 75,741.	\$ 7,253.	9.6	\$1,367.	\$ 95.	\$ 8,715.	11.5
	April - June	80,259.	12,895.	16.1	769.	68.	13,732.	17.1
	July - September	73,659.	9,233.	12.5	824.	63.	10,120.	13.7
	October - December	111,408.	17,884.	16.0	1,476.	76.	19,436.	17.4
	Totals - 1973		\$341,067.	\$47,265.	13.9	\$4,436.	\$302.	\$52,003.
1974	January - March	\$ 60,491.	\$ 8,652.	14.3	\$1,185.	\$100.	\$ 9,937.	16.4
	April - June	79,048.	10,876.	13.7	1,265.	107.	12,248.	15.4
	July - September	60,916.	10,107.	16.6	776.	70.	10,953.	17.9
	October - December	107,437.	16,261.	15.1	1,439.	80.	17,780.	16.5
	Totals - 1974		\$307,892.	\$45,896.	14.9	\$4,665.	\$357.	\$50,918.

EMPLOYEE ACTIVITY ASSOCIATION INC.
 Statement of Exercise Room Income and Expense
 1974 - 1973 - 1972

	<u>1974</u>		<u>1973</u>		<u>1972</u>	
	<u>Income</u>	<u>Expense</u>	<u>Income</u>	<u>Expense</u>	<u>Income</u>	<u>Expense</u>
January - March	\$1,691.75	\$1,755.50	\$1,730.78	\$1,449.88	\$2,530.50	\$1,615.41
April - June	1,369.38	1,125.50	1,617.70	1,286.49	1,546.37	1,387.82
July - September	1,250.00	1,654.30	1,096.71	1,013.32	1,476.00	1,079.69
October - December	1,200.75	1,445.63	1,310.37	1,054.80	1,579.00	1,169.90
Totals	<u>\$5,511.88</u>	<u>\$5,980.93</u>	<u>\$5,755.56</u>	<u>\$4,804.49</u>	<u>\$7,131.87</u>	<u>\$5,252.82</u>
Net Annual Income		*		<u>\$ 951.07</u>		<u>\$1,879.05</u>

1 January 1974, balance \$ 670.17
 Income 5,511.88
 Expenses -5,980.93
 Balance 31 December 1974 \$ 201.12

In 1974, \$670.17 was paid the Agency in February and
 606.42 was paid the Agency in July.


1276.59

In 1973, \$690.00 was paid to the Agency

In 1972, \$ _____ was paid to the Agency

EMPLOYEE ACTIVITY ASSOCIATION INC.
Consolidated Statement of Income, Expense and Gain or Loss

Year	Period	Net Income St/Sales	Member- ship Dues	Barber Shop	Interest	Employee Programs	Gain on Ticket Sales	Other Income	Total	Expenses	Net Gain or (loss)
1972	January - March	\$ 4,281.	\$ 2,557.	\$1,162.	\$ 539.	\$ 87.	\$122.	\$152.	\$ 8,910.	\$18,489.	\$(9,579.)
	April - June	16,652.	3,713.		822.	357.	127.		21,671.	14,318.	7,353.
	July - September	4,780.	2,808.	984.	355.	127.	537.		9,591.	16,067.	(6,476.)
	October - December	21,770.	4,116.		745.	236.	348.	41.	27,256.	14,066.	13,190.
	Totals - 1972		\$47,483.	\$13,204.	\$2,146.	\$2,461.	\$807.	\$1,134.	\$193.	\$67,428.	\$62,940.
1973	January - March	\$ 8,715.	\$ 2,175.	\$1,001.	\$ 756.	\$123.	\$ 494.	\$ 8.	\$13,272.	\$15,539.	\$(2,267.)
	April - June	13,732.	3,368.	485.	544.	175.	796.	2.	19,102.	18970.	132.
	July - September	10,121.	2,345.	485.	678.	359.	477.		14,465.	17,920.	(3,455.)
	October - December	19,435.	3,428.	581.	489.	91.	295.	(10.)	24,309.	13,713.	10,596.
	Totals - 1973		\$52,003.	\$11,316.	\$2,552.	\$2,467.	\$748.	\$2,062.	-	\$71,448.	\$66,142.
1974	January - March	\$ 9,937.	\$ 2,795.	\$ 432.	\$ 716.	\$ 79.	\$ 631.	\$ 3.	\$14,593.	\$14,481.	\$ 112.
	April - June	12,248.	4,563.	460.	882.	638.	705.	(3.)	19,493.	16,619.	2,874.
	July - September	10,953.	3,200.	481.	911.	466.	569.		16,580.	13,089.	3,491.
	October - December	17,780.	2,990.	675.	833.	128.	374.		22,780.	12,579.	10,201.
	Totals - 1974		\$50,918.	\$13,548.	\$2,048.	\$3,342.	\$1,311.	\$2,279.	-	\$73,446.	\$56,768.



EMPLOYEE ACTIVITY ASSOCIATION INC.
 Dollar Value of Ticket Sales
 1974 and 1973

Theatre/Event	1974	1973
Arena Stage	\$ 1,285.25	\$ 3,329.46
Burn Brae Dinner Theatre	308.80	657.10
Capital Centre	28,565.46	1,751.25
Carter Barron Theatre	251.50	564.00
Ford's Theatre	184.50	-
Global Menu Club	1,221.00	836.00
Harlequin Dinner Theatre	1,201.55	1,035.41
Hayloft Dinner Theatre	5,870.00	10,477.00
John F. Kennedy Center	13.00	1,925.45
Longworth Dinner Theatre	-	469.00
Mayflower Cabaret Dinner Theatre	-	286.50
Merriweather Post Pavilion	-	2,588.00
Music Fair - Shady Grove	5,970.05	13,327.30
Olney Theatre	462.50	589.25
Redskins	22,011.00	26,040.00
Ringling Bros. Circus	-	5,836.00
Russian Gymnastics	-	602.00
Sportime Fun Book	-	7.95
Tennis Tournament	-	80.00
Ticketron Inc.	54,322.32	64,048.36
Total Sales	\$121,666.93	\$134,450.03
Less: Gain on Ticket Sales (net)	2,279.64	2,062.10
Cost of Tickets Sold	\$119,387.29	\$132,387.93

EMPLOYEE ACTIVITY ASSOCIATION INC.
Self Improvement (Instruction) Classes

Class	1974			1973	
	Fee Amount	No. of Participants	Fees Collected	No. Of Participants	Fees Collected
Art Instructions	\$20.00 25.00	19 7	\$ 380.00 175.00	-	-
Audio Components	10.00	17	170.00	12	\$ 120.00
Auto Maintenance	10.00 20.00	125 31	1,250.00 620.00	90 19	900.00 380.00
Bridge	9.00 12.50 7.50	24 16	216.00 200.00	23 7	287.50 52.50
Fishing	14.00	-		35	495.00
Golf	15.00 11.00	-		4 6	60.00 66.00
Guitar	15.00	-		10	150.00
Karate	7.50	22	165.00	46	345.00
Pilot Ground School	25.00	1	25.00	15	375.00
Sailing	40.00 38.00	9	360.00	7	266.00
Slimnastics	10.00 15.00	9	135.00	9	90.00
Tennis	10.00 15.00	116 4	1,160.00 60.00	51 7	510.00 105.00
Totals		<u>400</u>	<u>\$4,916.00</u>	<u>341</u>	<u>\$4,202.00</u>

Gain on Employee Programs

1973 - 341 participants at \$1.00 each	\$ 341.00
Applicable to prior years	36.00
Total gain on employee programs	<u>\$ 377.00</u>
1974 - 400 participants at \$1.00 each	\$ 400.00
Partial refund - class	(.50)
Refund for Table Tennis machine	28.75
Total gain on employee programs	<u>\$ 428.25</u>