

Archive of Pathology, Year 1952, Volume XIV, Number 1-6. Edited
Academy of Medical Sciences of Soviet Union.

Volume XIV. Number 1

Table of Contents

- P. D. Gorizontov: Methodical Principles of E. P. Pavlov and development of Pathological physiology. (Institute unknown; author is from Moscow.) Page 3
- V. A. Bukov: New data about changes of respiration and blood circulation at choking and about depression of respiratory center (Department of Pathology, S. M. Kyrov's Military Academy, Leningrad). Page 18
- T. B. Tolpegina: Influence of antigens on sympathetic nervous system (Laboratory of Pathological Physiology, State Medical Institute, Kazan). Page 31
- M. I. Shuster: Changes of contents of unorganic phosphor and slightly hydrolized phosphor of adenosin-three-phosphoric acid in brain tissue of dogs at death and revivification. (Laboratory of Experimental Physiology for Revival of Organisms, Academy of Medical Sciences of USSR). Page 36
- B. I. Zhukov: Changes of receptors and nerves of clinically unchanged and ill skin at its progressive atrophy and sclerodermy. (Clinic of Dermatology of Central Institute of Dermatology and Venerology of Ministry of Health of USSR, Moscow). Page 45
- H. V. Orlovakaya and A. L. Saydes: Building of fibrinous structures of connective tissues. (Laboratory of Pulmonary Pathology, Institute of Morphology of Academy of Medical Sciences of USSR and Laboratory of Physical Chemistry, Moscow). Page 51
- D. I. Golovin: Inflammatory growing of epithelium of milk gland, Department of Pathological Anatomy, First Medical Institute, Leningrad). Page 59

50X1

*Return to
for 3-1 files*

**RETURN TO CIA
LIBRARY**

K. I. Savvina: Pathological anatomy of atrophic cirrhosis of liver.
Dept. of Pathological Anatomy, Medical Institute, Stalingrad). Page 65

B. I. Kinel: Changes of proteins of blood at experimental dystrophy
of liver. (Department of Pathological Physiology, Medical Institute,
Tashkent). Page 71

T. E. Ivanovskaya: Epindymatitis at tuberculous meningitis treated
by streptomycin. (Dept of Pathological Anatomy in Children's
Hospital, Moscow). Page 73

Author's Addresses

M. M. Kolesnikov: To the pathological morphology of experimental
bacillary Shigella dysentery in starving animals (rabbits). (Dept. of
Patho-Morphological Laboratory, Institute of Epidemiology and Microbiology,
Academy of Medical Sciences of USSR, Baku). Page 81

N. M. Kolesnikov: Morphological changes in organs of starving and of
normal animals (rabbits), at their immunization against bacillary
Shigella dysentery. (The same author from Baku, but the work was done
in the Dept. of Histology of Medical Institute in Azerbaidjan). Page 82

Methodical

B. N. Smith: Some simplifications in technic of preparing of demonstrating
and portable preparats of patho-anatomical museums; (Psycho-Neurological
Hospital, Tomsk). Page 83

N. V. Bobikov: The authomat for histological work-out of tissue.
(Author from Moscow). Page 85

T. N. Khavkin: Combined staining of elastic and fatty tissues. (Dept.
of Patho-Anatomy, Institute of Experimental Medicine, Academy of
Medical Sciences, Voronezh). Page 86

Reviews

P. P. Dvishkov: About the book of "chronic septic endocarditis" Page 88

S. H. Zograbian: On "Ideas of Nervismus in the Medicine of
Fatherland". Page 90

Reports and Records

V. K. Zhgenty: Pathological Anatomy in the Republic of Gruzia
in last 30 years (1921 - 1951). Page 94

Volume XIV Number 2

Table of Contents

- A. N. Magnicky: Nikolay Eugenovich Vvedensky and his teaching (in 100th Anniversary of his birth). Page 3
- K. I. Polkovnikova: To the Problem of the role of nervous system in the pathogenesis of hymolytic anemias. (Pathological Physiology of Medical Institute, Tomsk). Page 28
- I. K. Yesipova: To the pathogenesis of pneumo-sclerosis at so called chronic non-specific pneumonias. (Patho-anatomical Dept. of Medical Institute of J. V. Stalin, Moscow). Page 34
- B. H. Goldina: About some compensatory changes in the lungs (Institute of Morphology, Academy of Medical Sciences of USSR and First Medical Institute in Moszow). Page 44
- K. G. Volkova: About the changes in small arteries of internal organs at hypertensive disease. Elastic hyperplasia of internal layer. (Patho-anatomical Dept., Institute of Experimental Medicine, Academy of Medical Sciences of USSR, Leningrad). Page 53
- A. Kh. Kogan: Experimental renal hypertension in rats. (Dept. of Pathological Physiology, First Institute, Moscow). Page 63
- V. N. Demin: Experimental and Patho-Anatomical research of problem of retrograde metastasis at cancer of rectosigmoid. (Surgical and anatomical Dept. of Institute in Leningrad). Page 70
- O. S. Sherstniova: About the influence of chemical and eletrical anesthesia on phagocytosis (Medical Institute, Mololov). Page 78

Authors' Addresses

- V. K. Skobnikova: Granular atrophy of cortex at closed trauma of skull. (Author from Moscow). Page 82

RETURN TO CIA
LIBRARY

V. V. Ornatsky: Histological research of sympathetic ganglions of rabbits at repeated homo-plastic grafts of adrenals from healthy animals. (Surgical Dept. of Institute in Moscow). Page 83

A. S. Brumberg: Changes of lungs at malignant tumors of intra-pulmonary localization. (To the problem of paraspecific changes at disease of tumors. (Author from Patho-Anatomical Dept. of Medical Institute, Kursk). Page 84

M. I. Horbatiuk: To the clinic and Patho-morphology of malignant melanoms of recto-sigmoid. (Surgical Clinic, Medical Institute, Kharkov). Page 86

From The History of Fatherland's Medicine

A. M. Charny and S. E. Krasovickaya: - I. R. Tarkhanov the founder of teaching about development of bile pigments. (Both authors from Moscow). Page 88

Methodical

V. V. Voronin: The temperature of skin and temperature elimination. (Author from Tbilisi). Page 90

I. D. Gedevanishvili: To the problem of specific disturbances of local blood circulation in inflammatory denervated tissues. (Tbilisi) Page 92

E. I. Lebedinsky: About fixation of staining by some chemical material (unable to translate without medical dictionary - M.D.). Page 95

Reports and Records

H. L. Derman and M. A. Tyshchenko: About the Society of Pathologists of Medical Association in Kharkov. (Both authors from Kharkov). Page 98

Necrology

In memory of Andrey Nikolayevich Magnicky	Page 100
N. T. Shutova: Semen Sergeyevich Khalatov	Page 101
L. N. Karlik: Yosyph Ihnatevych Burachevsky	Page 102
Chronicle	Page 103

Translation of Vol. XIV, No. 2, Page 78


A. S. Sherstniova: About the influence of chemical and electrical anesthesia on phagocytosis.

From Molotov's Medical Stomatological Institute
(Supervisor: Prof. M. R. Mogendovich).

CPYRGHT









CPYRGHT


- 4 -



CPYRGHT




CPYRGHT



CPYRGHT

- 7 -



CPYRGHT



- 9 -

Granular atrophy of cortex at closed trauma
of skull

V. K. Skobnikova (Moscow) Volume XIV, No. 2, Page 82

Sent to the editor on 26 Jun 50.
CPYRGHT



CPYRGHT

- 10 -



CPYRGHT



Volume XIV Number 3

Table of Contents

- D. E. Alpern: Present condition of teaching about inflammation.
(Academy of Science of Ukrainian Republic, Kharkov). Page 3
- G. T. Pavolv: Influence of splenectomy on progress and some patho-
chemical specialty of experimental diabetes. (Dept. of Patho-Physiology,
Union's Experimental Institute, Moscow). Page 18
- M. O. Raushenbach, E. M. Jarova and M. P. Khokhlova: About the
influence of over-strain of central nervous system of mice on
development of experimental leukemia. (Laboratories of Hematological
Institute, Moscow). Page 23
- E. L. Gerber: Patho-anatomical changes of brain at hypertension
complicated by hemorrhage. (Author from Patho-Neurological Dept. of
Psychiatric Institute, Moscow). Page 31
- A. V. Arkhangelsky: Morphological changes of eyes at hypertension and
chronic nephritis. (Patho-anatomical Dept. of Medical Institute,
Saratov). Page 38
- N. V. Arkhangelskaya: Condition of cardio-pulmonary blood circulation
at hypertension. (Laboratory of cardio-vascular pathology, Academy of
Medical Sciences of USSR, Moscow). Page 46
- E. H. Morhun: Toxic shock in dogs. (Dept. of Immunology, Biological
Institute, Kiev). Page 52
- B. S. Khominsky: Problems of etiology and patho-morphological diagnosis
of tumors from glia. (Dept. of Patho-morphology, Neuro-Surgical
Institute, Kiev). Page 57
- Y. L. Rapoport and R. M. Sklianskaya: Pathological anatomy of experimental
silicosis in rabbits. (Patho-morphological Institute, Academy of
Medical Sciences of USSR, Moscow). Page 69

**RETURN TO CIA
LIBRARY**

E. S. Babayans: Anatomy, histology and histogenesis of valves in portal vein. (Dept. of Forensic Medicine, North-Osetinian Medical Institute, Dzaudgekau) Page 73

From the History of Fatherland's Medicine

G. A. Stepansky: Materials to the history of studying the problems of lack of oxygen in Russia. (Medical Institute, Ryazan). Page 85

Critique and Bibliography

K. A. Volkova: Critical remarks on article of E. Moshkovich "Hyperplastic arteriosclerosis or athero-sclerosis". (Leningrad). Page 88

K. G. Volkova: Critical remarks on Article of D. Sinapius "Development of early arterio-sclerotic changes of aorta" (Leningrad) Page 89

P. P. Dvishkov: Survey and critical remarks on clinical classification of hypertension. Page 90

Reviews

V. N. Arkhangelsky: On book of N. H. Feldman "Ontogenesis and histopathology of retina". Page 93

Reports and Records

Y. G. Uzhansky, and S. G. Kachanova: About city society of patho-anatomists and patho-physiologists. Page 96

Chronicle

V. V. Voronin; E. Y. Tatishvili, A. V. Dgorbenadze: Vladimir Kaplanovich Zgenti (60th anniversary of his birthday and 35th anniversary of his scientific, pedagogical and social work) Page 99

B. I. Monastyrskaya: Vsevolod Dmitrievych Zinzerling (60th anniversary
of his birth and 40th anniversary of his scientific work) Page 101

R. D. Stern: Mikhail Ivanovich Avdieyev (50th anniversary of his
birth) Page 103

<u>P. N. Vyesselkin</u> : Present status of the question about the fever. (Member of Academy of Medical Science of USSR, Dept of General Pathology, Leningrad)	Page 3
<u>N. A. Krayevsky</u> and <u>N. M. Niemienova</u> : Acute Leukemia (both from Institute of Hematology, Moscow).	Page 21
<u>Y. I. Miklayev</u> : Patho-morphological changes in glands of internal secretion at elementar-toxic aleukemia and some other illnesses of hematopoethic organs. (Medical Institute of Kharkov, Dept. of Ukrainian Institute of Experimental Endocrinology).	Page 33
<u>E. M. Smirenskaya</u> : Influence of carbogen on re-establishment of vital functions in anesthetized animals after clinical death. (Laboratory of Experimental Physiology, Academy of Medical Sciences of USSR, Moscow)	Page 39
<u>V. I. Uspensky</u> : Experimental pneumo-sclerosis from histamine. (Dept. of Patho-Physiology of Institute in Moscow).	Page 46
<u>M. N. Alexandrovskaya</u> : Histo-pathological changes in central nervous system at malignant form of hypertension with psychiatric condition. (State Institute of Psychiatry, Moscow).	Page 56
<u>A. S. Levkina</u> : To the problem of changes in the muscles of trunk at chronic cachectic illness. (Stalin's Institute, Moscow)	Page 67
<u>N. N. Grytsman</u> : Changes in trunk muscles at tuberculosis. (Institute of Morphology, First Medical Institute, Moscow)	Page 70
<u>A. V. Ryvkind</u> : About arterio-venous anastomosis in cardo-pulmonary blood circulation. (Dept. of Patho-Anatomy, Institute of Morphology, Academy of Medical Science USSR, Moscow)	Page 80

**RETURN TO CIA
LIBRARY**

From the History of Fatherland's Medicine

M. K. Dal: Medical Society in Kiev and participation in its work of H. N. Minkh, professor of Patho-Anatomy of University in Kiev. (From Institute of Kiev)

Page 87

Methodical

I. A. Cyban: About modification of method for exploration of spinal cord from the front. (Dept. of Patho-Anatomy, Medical Institute, Kharkov)

Page 90

N. N. Kalashnikova: Unable to translate without medical and chemical dictionary. Article is about using new chemical substance in preparing anatomical preparats. M.D. (Dept. of Patho-Anatomy, State Medical Institute, Ivanovo).

Page 91

G. A. Merkulov: About using staining substances from blackberry in patho-histological technic (Institute of Ear, Nose & Throat, Leningrad)

Page 93

A. V. Hubareva: Juice from conserved blackberries as substitute of hematoxylin. (Dept. of Patho-Anatomy, Kirov's Institute, Leningrad)

Page 95

Reviews

V. M. Koropov: On book of S. I. Frankstein "Reflexes of Pathologically Changed Organs".

Page 96

A. S. Brumberg: Counties' meeting of patho-anatomists and doctors of forensic medicine from the counties (Oblast) of Kursk, and Orlovsk.

Page 98

Volume XIV Number 5

Table of Contents

J 19285

- I. T. Kurcin: Ways of development of Soviet physiology and pathology of digestion (Leningrad) Page 3
- N. T. Shutova: The importance of brain cortex in re-establishment of processes (Dept of Patho-Physiology, Medical Institute of Pediatrics, Leningrad) Page 21
- N. A. Fedorov, E. I. Terentieva, M. L. Harfunkel, T. P. Cesarskaya, and N. S. Rosanova: Study of bone marrow after disturbance of lumbal and sacral ganglions and sympathetic innervation. (All authors from Lenin's Institute of Hematology, Moscow) Page 25
- A. O. Valdes: About the role of central nervous system in appearance of fatty cells in liver (experimental research) (Dept. of Patho-Anatomy, State University in Tartu). Page 34
- V. M. Lumpova: Origin of cells of inducted sarcomas from living cellfree material (Clinic of Institute of Physiotherapy in Sverdlovsk) Page 40
- N. I. Yermakova: Histopathological changes in nerves and skin at tuberculoid leprosy and its dependency upon evolution of causative organism of leprosy. (From the Section of Leprosy, Institute of Malaria and Medical Parasitology, Academy of Medical Science of USSR, Moscow) Page 45
- R. E. Kopylova and B. I. Monastyrskaya: To the problem of importance of bronchial blockade and atelectasis for development of pneumonia. (Dept. of Patho-Physiology and Anatomy, Institute of Hygiene, Leningrad) Page 53
- M. T. Zinovyeva-Golicinskaya: Adrenalin and acetylcholin at experimental reflectory hypertension. (Dept of Patho-Physiology, Pavlov's Medical Institute, Leningrad) Page 58

RETURN TO CIA
LIBRARY

Page 58

S. A. Gorcevsky: Changes in the peripheral nervous system at leprospirosis of animals. (Dept. of Patho-Anatomy, Agricultural Institute, Bielaya Cerkov) Page 65

T. N. Khavkin: Fibrinous substance in the wall of aorta and its participation in development of atherosclerosis. (Dept. of Patho-Anatomy, Institute of Experimental Medicine, Academy of Medical Sciences of USSR, Tashkent) Page 69

I. M. Kodolova: About the intestinal lympho-granulomatosis. (Dept. of Patho-Anatomy, First Medical Institute, Moscow) Page 76

Reports and Records

M. F. Glazunov and D. I. Golovin: About Society of Pathologists in Leningrad Page 80

G. L. Derman and M. A. Tyshchenko: About county (Oblast) society of pathologists in Kharkov (during 1950 year). Page 81

Chronicle

I. Piontkovsky: About Piotr Dmitriyevich Gorysontov (50th Anniversary of his birth and 25th Anniversary of Scientific work). Page 83

*BEST COPY
Available*

6/17/98

Volume XIV Number 6

U 19285

Table of Contents

The great anniversary (Editorial)	Page 3
<u>M. A. Skvorcov</u> : Basic tasks and role of patho-anatomical study of children's illnesses in pathology and partially in pediatrics. (Member of Academy of Medical Sciences of USSR).	Page 5
<u>S. S. Poltyriov</u> : Disturbance of vegetative functions at experimental illnesses of internal organs as a result of cortical dysfunctions. (Dept. of Physiology, Agricultural Institute, Ivanovo)	Page 11
<u>A. V. Smoliannikov</u> : Chronic purulent processes in cortex of bones after fractures by gun-shots (Moscow)	Page 24
<u>I. K. Yesipova</u> : Atypical growing of epithelium in the lungs at chronic non-specific pulmonary tuberculosis (chronic pneumonias) and appearance of cancer. (Dept of Patho-Anatomy, Stalin's Second Medical Institute, Moscow)	Page
<u>N. N. Pokrovskaya</u> : About reactive action of ultra-violet rays in condition of normal and changed reaction of organism. (Dept. of Experiments, State Institute of Physio-Therapy, Moscow)	Page 42
<u>E. M. Smirenskaya</u> : Influence of carbogen on the process of dying caused by hemorrhage. (Lab. of Experimental Physiology, Academy of Medical Sciences of USSR, Moscow)	Page 45
<u>V. P. Lavrov</u> : Materials to the pathological anatomy about complications after transfusions. (Dept. of Patho-Anatomy, Medical Institute in Ashkhabad)	Page 54
<u>E. A. Rudik</u> : Morphological changes of stomach after cutting of vagi. Laboratory of Morphology, Institute of Physiology, Academy of Medical Sciences of USSR, Moscow)	Page 59

RETURN TO CIA
LIBRARY

- A. A. Birkun: To the problem of thrombophlebitic splenomegaly. (Dept. of Patho-Anatomy, First Medical Institute, Moscow) Page 64
- M. M. Averbach: The case of embolie of lung artery caused by mucus. (Pathol-anatomical Lab., Moscow) Page 70
- N. S. Goncharova: The case of multiple diverticulosis of small bowel. (Hospital, Leningrad) Page 72

Author's Addresses

- M. B. Rappoport: Primary carcinoma of pancreas. (Dept of Patho-Anatomy of Kiev's Medical Institute; Author from Arkhangelsk) Page 74
- M. I. Horbatiuk: Sarcoma of rectosigmoid (Surgical Clinic; Dept. of Pediatric, Medical Institute, Kharkov) Page 75
- A. I. Hnatyshak: Statistical relations of cancer and tuberculosis. Surgical Clinic, Medical Institute of Lvov) Page
- V. S. Lavrova: Abbut the structure of erythrocytes from the point of view of hemolytic methods of staining. (Dept. of Patho-Physiology, Medical Institute, Tomsk) Page 77
- O. M. Ordina: The role of changes in diaphragm at cardio-pulmonary insufficiency from clinical anatomical point of view. (Dept. of Patho-Anatomy Medical Institute, Tomsk) Page 78
- E. I. Savrimovich: Some autopsy datas about the complications of tetanus treated by combined method of intra-lumbal and intramuscular injection of antitetanus serum. (Dept. of Patho-Anatomy of Botkin's Hospital, Leningrad) Page 79

From the History of Fatherland's Medicine

- V. A. Nievsky: Review of more important literature from the history of Fatherland's physiology, anatomy and pathology. Page 81

- 3 -

Methodical

A. I. Solovyova: Rapid method of full patho-morphological study
of semi-fluid and fluid tissues. (Dept. of Patho-Anatomy, Tuberculous
Institute, Yalta,)

Page 87

Reports

M. A. Tyshchenko: About county (Oblast) society of pathologists in
Kharkov during 1951.

Page 89

Bibliographical list of articles of journal "Archive of Pathology"
Volume XIV for 1952-year

Page 92.