

FORM NO. 51-AAA
FEB 1962

CENTRAL INTELLIGENCE AGENCY

CLASSIFICATION

SECRET
SECURITY INFORMATION

INFORMATION REPORT

REPORT

CD NO. 25X1

COUNTRY Poland

DATE DISTR. 7 November 1962

SUBJECT Ministry of Public Security; Organization,
Weapons, Uniforms
25X1

NO. OF PAGES 5

DATE OF INFO.

PLACE ACQUIRED

NO. OF ENCLS. 6 (27 pages)
(LISTED BELOW)


SUPPLEMENT TO REPORT NO.

25X1

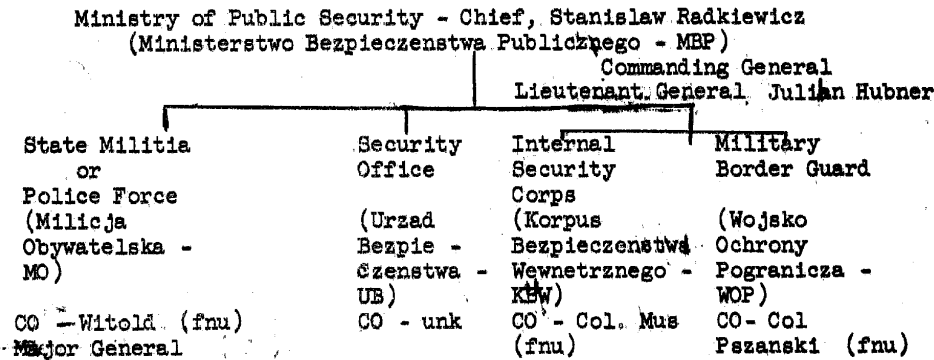


THIS DOCUMENT CONTAINS INFORMATION AFFECTING THE NATIONAL DEFENSE OF THE UNITED STATES, WITHIN THE MEANING OF TITLE 18, SECTIONS 793 AND 794, OF THE U.S. CODE, AS AMENDED. ITS TRANSMISSION OR REVELATION OF ITS CONTENTS TO OR RECEIPT BY AN UNAUTHORIZED PERSON IS PROHIBITED BY LAW. THE REPRODUCTION OF THIS FORM IS PROHIBITED.

THIS IS UNEVALUATED INFORMATION



25X1 1. The following chart shows the chain of command for the Internal Security Forces in Poland.



Assignment of Personnel to UB, MO, KBW, and WOP

25X1 2. From experience, hearsay, observation and conversations with Polish officers, officer personnel and some NCOs are in the UB and MO organizations or agencies for life. These are the regulars of the Internal Security Forces in Poland.

CLASSIFICATION

SECRET

STATE #	#	X	NAVY	#	X	NSRB													
ARMY #	#	X	AIR	#	X	FBI													

SECRET/SECURITY INFORMATION

-2-

They can be released from the services only for inefficiency or unreliability. KBW and WOP officers must serve 10 to 12 years before becoming eligible for demobilization. If either KBW or WOP officers persist in requesting an early demobilization or draw suspicion toward themselves by criticizing the regime, they can be discharged from the service by being classified as political enemies and assigned to labor battalions or imprisoned. The UB, MO, WOP and KBW personnel are allocated to the MBP by the Ministry of National Defense (MON - Ministerstwo Obrony Narodowej), which is in charge of the entire mobilization system in Poland. The administration, operations, training, assignment and supply functions within these agencies are the responsibility of the MBP.

25X1

3.

there is an element of these two agencies in each province, region, city and county in Poland. Elements of the MO are found in villages. The UB, on the other hand, has units in more heavily populated areas. Elements of both the UB and MO are to be found at the following places:

Koszalin (Koeslin) /5412N-1611E/	Zielona Gora (Gruenberg) /5156N-1530E/
Gdansk (Danzig) /5421N-1840E/	Katowice (Kattowitz) /5016N-1901E/
Olsztyn /5347N-2029E/	Warszawa (Warsaw) /5215N-2100E/
Bialystok /5308N-2309E/	Lublin /5115N-2234E/
Szczecin (Stettin) /5325N-1435E/	Wroclaw (Breslau) /5106N-1702E/
Poznan (Posen) /5225N-1658E/	Opole (Oppeln) /5141N-2314E/
Lodz /5145N-1930E/	Krakow /5005N-1955E/
Bydgoszcz /5309N-1800E/	Rzeszow /5003N-3200E/
Kielce /5050N-2040E/	

There are also KBW (battalion, regiment or brigade) units at these same locations.

4. Each province is divided into regions (powiaty), counties and main cities. In each region and main city there is an element of the UB and MO, controlled by a Provincial Headquarters element. The UB element in a province is referred to as the WUBP (Wojewodzki Urzad Bezpieczenstwa Publicznego - Provincial Public Security Office).

25X1

5.

each WUBP has a commanding officer (rank unknown) and a deputy for operations. Each WUBP also is divided into 12 departments each of which has three sections. Each section, in turn, is divided into about five projects (referaty). following eight departments in a WUBP:

- (a) Intelligence operations;
- (b) Counterintelligence operations against partisans;
- (c) Investigation operations;
- (d) Industrial counterintelligence operations;
- (e) Tailor and shoemaker "co-op" operations;
- (f) Clergy operations;
- (g) Armament operations;
- (h) Department for checking on UB personnel and operations in a province.

SECRET

T/E of UB and MO

6. [redacted] the UB has in its T/E the following weapons:

- 25X1 7.62 mm M1933 pistols;
- 25X1 9 mm P-38 German Welthers;
- 9 mm M1908 Parabolas;
- 9 mm (model unknown) high-powered Belgian pistols;
- 7.62 mm M1944 carbines, machine pistols (submachine guns);
- 7.62 mm M44 PMs (Pistolet Maszynowy - machine Carbine.);
- 25X1 7.62 mm DP RKMs (Reczny Karabin Maszynowy - light machine gun).

25X1 [redacted] officers, NCOs and privates in the MO are
25X1 armed with 7.62 mm M1933 pistols.

7. Each WUBP has a central switchboard. [redacted]

25X1 8. The UB has GAZ-51 trucks and GAZ-67B jeeps. [redacted]
25X1 [redacted]

T/O of the WOP

25X1 9. [redacted] there are approximately 10 WOP brigades in all of
25X1 Poland. Each brigade is composed of about four battalions, each of
which has five or more guard units (Straznicy). The disposition of
guard units depends on the area being patrolled. There are also border
guard control point units (Graniczny Punkt Kontrolny - GPK). Personnel
for border units are selected from the guard units and their mission is
to check all vehicular, rail, water and pedestrian traffic at important
junctions. [redacted] the actual strength of
each WOP brigade is about 1600-1800 officers and EM.

10. In addition to having four (or more) battalions, a WOP brigade includes the following in its organization:

- | | |
|--|------------------------------|
| CO of the Brigade | Special Company |
| Executive Officer | Inquiry (in Brigade) Section |
| Deputy for Political Affairs | Political Section |
| Deputy for Operations | Armament Section |
| Code Officer | Quartermaster |
| Secretary for the PZPR (Polska Zjednoczona Partja Robotnicza - Polish United Workers' Party) | Security Office |
| | Signal Company |
| Intelligence Section | Map Plotting Section |
| Investigation and Inquiry Section | Motor Pool |
| Training Section | |

SECRET

SECRET/SECURITY INFORMATION

-4-

T/E of the WOP

11. [redacted] the WOP has in its T/E the same
25X1 weapons and means of transportation as the KBW [See Encl (C)].
12. The functions of the MO, UB, and WOP are as follows:
- MO - To protect the property and inhabitants of its areas from robbery, arson, etc. In conjunction with this mission, the MO is to aid physically and maintain liaison with the UB.
- UB - To carry out intelligence and counterintelligence work. However, I am not certain whether or not this mission extends to areas outside Poland.
- WOP - To protect the borders of Poland. It is my belief that, in time of war, the WOP would be assimilated by the infantry.

In the event of a civilian uprising, the UB, KBW, WOP and the MO, jointly or individually, would not put up a fighting force to act against the population, mainly because that is not their mission. The infantry would be called upon to quell the disturbance.

Reliability of UB, KBW, WOP and MO

13. [redacted] the reliability of the four organizations can be
25X1 described as follows:
- (a) The UB is the most reliable because of the intense political training given its members and the fact that only the most positive Communists are in the organization.
- (b) The KBW could be considered quite reliable.
- (c) The WOP is the least reliable, since the majority of its personnel
25X1 are of inductee caliber and want no part of military or para-military life.
- (d) The reliability of the MO is on a par with that of the UB.
25X1 [redacted] only two to five per cent of the personnel in the UB and 30 to 40 per cent of the personnel in the KBW could be weaned away from the "true cause", while possibly 60 per cent of the WOP personnel could be weaned away.

KBW and UB Liaison with Other Services

14. [redacted] an
officer who is Deputy of the Political Section, KBW Hq, Warszawa, is the liaison officer between KBW Hq and Polish Army Hq, which is also located in Warszawa.
15. The Chief of the Intelligence Section of KBW, Warszawa, (name, rank, etc unknown) is the liaison officer between the KBW and the Polish Army Intelligence Office (Zarsad Informacji Wojska Polskiego), also located in Warszawa. Liaison on intelligence matters exists wherever there is a Polish Army unit (regiment or higher) and a KBW unit (battalion or higher).
16. Soviet political officers maintain liaison with the Polish Army Hq, Warszawa, and the KBW Hq, Warszawa.

SECRET

17.

25X1

25X1



Women in the KBW

18.

25X1

25X1

25X1

25X1

25X1

25X1

[redacted] the 12th KBW Regt sta-
tioned in Katowice. A KBW reserve training center was located
approximately 200 m away [redacted] In March 1952, [redacted]
Polish women at this center. They were wearing greenish OD uniforms
with red shoulder loops. [redacted] their training
concerned itself with military traffic control. [redacted]
on completion of a three-months' course, these women received warrant
officer and second lieutenant commissions, and were returned to
civilian status.

Enclosures:

- (A) Section I - T/O of a KBW Regiment
Section II - Notes on the T/O of a KBW Regiment
- (B) T/O of a KBW Battalion
- (C) Section I - T/E of a KBW Regiment
Section II - Notes on the T/E of a KBW Regiment
- (D) Part I - Individual Clothing and Equipment Issued to
Officers and NCOs of KBW Forces
Part II - Individual Clothing and Equipment Issued to
EM of KBW Forces
- (E) Comparison Sketches of Shelter Halves
- (F) Sketches of Polish Army, Air Force, WOP, KBW, MO,
Service to Poland and Industrial Guard Uniforms

SECRET

~~SECRET SECURITY INFORMATION~~

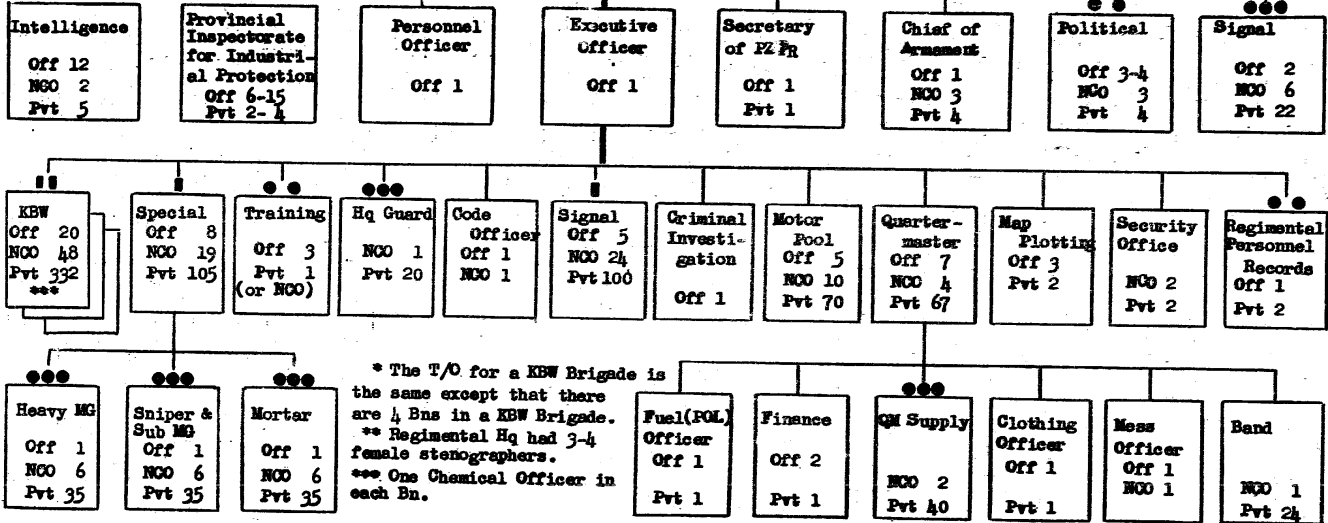
Enclosure A - Section I

T/O- KBW REGIMENT

Commanding Officer **
Deputy for Operations
Deputy for Political Affairs

124- 134 Officers
219- 219 NCOs
1403-1406 Pvs

1746-1759 Actual Strength



* The T/O for a KBW Brigade is the same except that there are 4 Bns in a KBW Brigade.
** Regimental Hq had 3-4 female stenographers.
*** One Chemical Officer in each Bn.

~~SECRET SECURITY INFORMATION~~

25X1

SECRET SECURITY INFORMATION

Enclosure A, Section IIT/O of a KBW Regiment

25X1

[redacted] in the summer of 1951, on the order of Marshal BOKOSSOWSKI, Minister of National Defense and Marshal of Poland, the T/O of a KBW regiment was standardized at 1600 to 1800 officers and EM, and that the KBW units adhered to this new T/O as closely as possible.

The commanding officer of a KBW regiment was usually a major, rarely a lieutenant colonel or colonel, who was assigned by the KBW Hq in WARSZAWA. The assistant commanding officer, who was also deputy for operations, was usually a major or captain. His primary duty was the direct supervision of training and operations in the regiment. Political indoctrination and propaganda were in the hands of a captain from the Political Section whose functions were to serve as Political Officer and as an assistant CO of the regiment. His main task was to make doubly certain that the political propaganda and indoctrination subject material were woven into the over-all regimental training schedule.

The command channels in a KBW regiment were as shown in enclosure A, Section I. The following were directly subordinate and responsible to the CO of the regiment:

1. The Political Section. Its officers were attached to the regimental, battalion and company headquarters for the express purpose of supervising and disseminating political propaganda to the officers and EM of the regiment.
2. The Provincial Inspectorate for Industrial Protection. The Inspectorate was maintained for the purpose of supervising the guarding of industry, and received instructions, assignments and guidance from the commander of the regiment. The Inspectorate was in direct liaison with the KBW, under UB control.
3. The Personnel Officer. This officer maintained the officer and NCO military records and was concerned with their official status in the regiment.
4. The Regimental Intelligence Detachment. This detachment kept a close watch on all regimental personnel, paying particular attention to the latter's political leanings. The detachment checked on conversations among members of the regiment and was the regimental authority for recommending EM to be sent to NCO and officer candidate schools.
5. The secretary of the PZPR (Polska Zjednoczona Partja Robotnicza - Polish United Workers' Party). The secretary maintained records of party members and kept in contact with all detachment, section, company and battalion officers in order to continue a Communist Party membership drive, the progress of which he reported at monthly conferences.
6. The Chief of Armaments Officer. This officer maintained records on, and submitted orders for, arms and ammunition required by the regiment. He was usually one of the officers in charge of range firing.
7. The Signal Platoon. This platoon maintained and operated all communications for the regimental headquarters (teletype control, etc.).
8. The Executive Officer. This officer, who usually held the rank of major in a regiment, helped formulate procedures and kept the regimental CO aware of the situation at all times. He coordinated and supervised the following units:

-1-

SECRET SECURITY INFORMATION

SECRET SECURITY INFORMATION

Encl A, Sect II, cont'd

- a. The Training Section. This section supervised all regimental training in accordance with schedules submitted by higher headquarters.
- b. The Headquarters Guard. This section provided security for the regimental headquarters and aided the Intelligence Detachment in guarding prisoners, etc.
- c. The Code Office.
- d. The Signal Company. This company operated and maintained all signal communications for the regiment.
- e. The Criminal Investigation Office. This office investigated all incidents of thievery, etc.
- f. The Motor Pool. This section provided the regiment with transportation.
- g. The Regimental (Evidence) Personnel Records Section. This section maintained records of EM personnel in the regiment (excluding NCOs). Source stated that EM were draftees (inductees, non regulars) and that their records, morning report figures, status of training, etc., were kept by this section.
- h. The Map Plotting Section. This section, which worked very closely with the Executive Officer, kept situation maps and data up to date.
- i. The Special Company. This company provided the heaviest and strongest fire power (mortars and HMGs) for the regiment.
- j. The Security Office. This office initiated and controlled prescribed security measures.
- k. The Quartermaster Section. This section was in charge of the finance section, the mess and the regimental band, and issued POL and clothing.

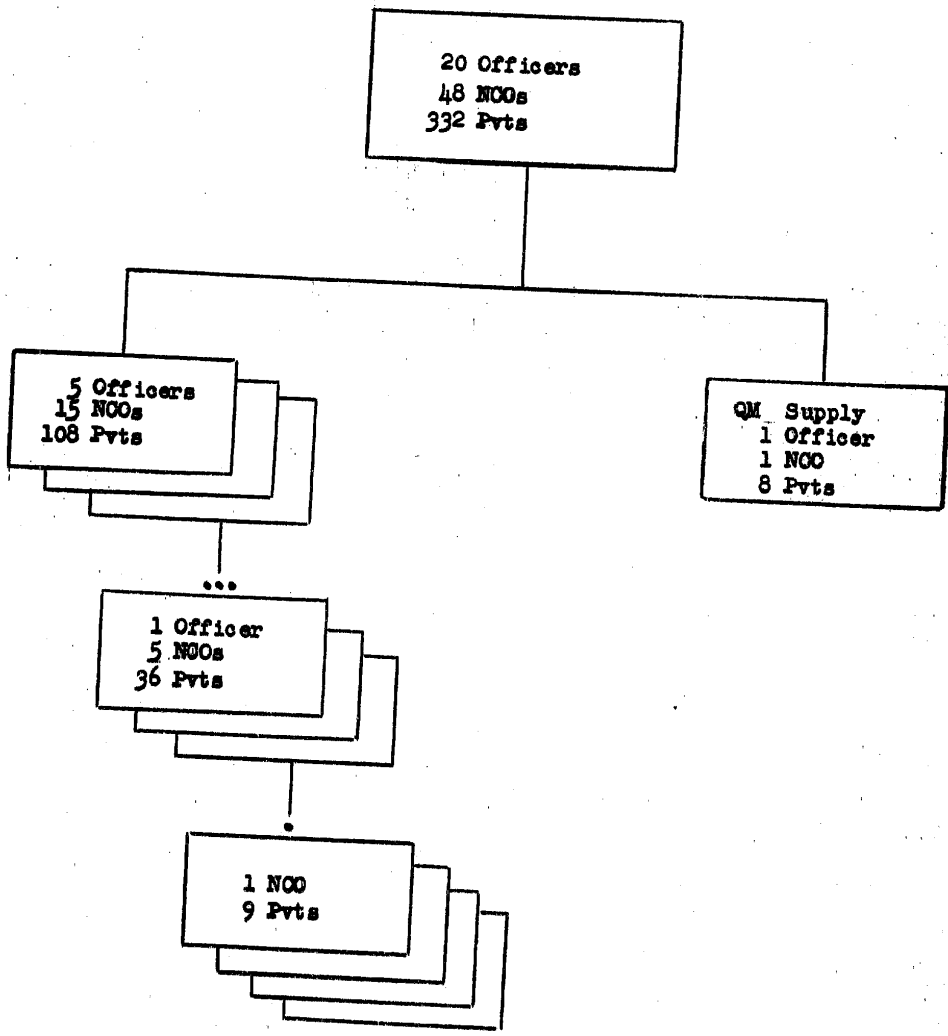
The three battalions which made up a KBW regiment took the brunt in training EM personnel and carrying out the regimental mission (see Pars 10 and 23). There were three companies and a Quartermaster Supply unit (one officer, one NCO and eight privates) in each KBW battalion. Each company consisted of three platoons, with four squads in each platoon.

25X1 [redacted] there were four battalions, whose functions were
 25X1 similar, in the 1st KBW Brigade, the 3d KBW Brigade and the Special Brigade.
 25X1 The brigades had larger areas to cover and more critical installations to protect
 25X1 than did the regiments. [redacted] the primary mission of the
 25X1 KBW was to liquidate partisan activity and any actions against the Communist
 25X1 regime in Poland. There was greater anti-communist activity in the WARSZAWA
 25X1 and LUBLIN areas in the years 1949 to 1952 than anywhere else in Poland. Consequently,
 25X1 a larger protective force was necessary, and two KBW brigades, the 1st and the 3d,
 25X1 each having four battalions, were assigned to these areas. [redacted]
 25X1 when the anti-communist activity was eliminated, it was possible that these two
 25X1 brigades would revert to a regimental T/O. [redacted] wherever partisan or
 25X1 underground activities became a serious problem, the KBW regiment in that area could readily be transformed into a
 25X1 brigade.

SECRET SECURITY INFORMATION

Enclosure B

T/O KBW BATTALION



SECRET SECURITY INFORMATION

SECRET SECURITY INFORMATION

Enclosure C - Section I

T/E of a KBW REGIMENT

	T/E of a KBW REGIMENT												
	Personnel												
	Pistol, semi-automatic, 7.62 mm M TT 1933	Rifle, 7.62 mm, M1891/30	Gun, submachine, 7.62 mm, M1919, M. PPS 1941, M. FM 1941	Gun, light machine, 7.62 mm, Model Dp	Gun, heavy machine, 7.62 mm, M 1910 Maxim	Mortar, 50 mm, M 1940, M 1941	Truck, GAZ - 51	Truck, GAZ-67B, Jeep	Rifle, Snipers, 7.62 mm, M 1891/30, Mossin-Nagant	Grenades: RFG42, F1	Horses, draft	Pistols, flare	
KBW Regiment	1746-1759	149-158	795-797	669	120	4	8	40	12	21	250	20	39
Intelligence Detachment	19	14			5								
Provincial Inspectorate for Industrial Protection	8-19	6-15	2-4										
Personnel Section	2	1	1										
Secretary of FZPR	2	1	1										
Chief of Armament	8	4		4									
Political Section	10-11	6	4										

25X1

SECRET SECURITY INFORMATION

Signal Platoon	30	2		28															
Training Section	4	3	1																
Special Company	132	8	42	61		4	8											21	
BMG Platoon	42	1	41			4													
Sniper and Submachinegun Platoon	42	1		20														21	
Mortar Platoon	42	1		41			8												
Hq Guard Platoon	21			21															
Code Officer	2	2																	
Signal Company	129	5		124															
Criminal Investigation	1	1																	
Motor Pool	85	5	35	45							40	12							
Regimental Personnel Records Section	3	1	2																
Map Plotting Section	5	3	2																


SECRET SECURITY INFORMATION

SECRET SECURITY INFORMATION

25X1 B 3	Security Office	4	2	2															
	Quartermaster	78	10	38	30													20	
	Fuel (POL) Officer	2	1	1															
	Finance Section	3	2	1															
	QM Supply Platoon	42	2	10	30														20
	Clothing Officer	2	1	1															
	Mess Officer	2	1	1															
	Band	25	1	24															
	KBW Battalion (3)	400	21	122	120	37													13
	KBW Company (3)	129	6	72	39	12											250		4
	KBW Platoon (3)	42	1	24	13	4													1
	KBW Squad (4)	10		6	3	1													
	QM Supply	10		6	3	1													


SECRET SECURITY INFORMATION

SECRET SECURITY INFORMATION



Encl C, Sect II, cont'd

25X1

 in each KBW regiment or brigade there was a teletype (daleko pis).

25X1



SECRET SECURITY INFORMATION


SECRET SECURITY INFORMATION

Enclosure D - Part IIndividual Clothing and Equipment Issued to Officers
and Non-Commissioned Officers of KBW Forces

<u>Quantity</u>	<u>Item</u>	<u>Period of Issue</u>
1 ea	Uniform, gabardine, greenish OD (Summer - Apr to Nov)	3 years
1 ea	Uniform, wool, greenish OD (Winter - Nov to Mar)	2 years
1 ea	Uniform, Cheviot, greenish OD (for officers)* (Summer - Apr to Nov)	2 years
1 ea	Uniform, drill, greenish OD (for NCOs)	2 years
1 ea	Overcoat, wool, greenish OD	3 years
1 ea	Cape, rubberized fabric, greenish OD	5 years
1 pr	Shoes, service, field, dark brown	18 months
1 pr	Shoes, dress, dark brown (for officers)	2 years
1 ea	Cap, service, wool, greenish OD	3 years
1 ea	Hatband, medium blue	3 years
1 ea	Cap, field, wool, greenish OD	2 years
1 ea	Cap, garrison, wool, greenish OD	2 years
1 ea	Bag, field **	5 years
1 ea	Belt, leather, greenish brown (Sam Brown type - for officers) and brownish black.	5 years
1 ea	Belt, leather, waist, greenish brown, and brownish black	5 years
1 ea	Scarf, wool, greenish OD	2 years
3 pr	Underwear, cotton, summer	1 year
2 pr	Underwear, wool, winter	2 years
3 ea	Towels	1 year
6 ea	Handkerchiefs, white, cotton-linen	1 year
4 pr	Footwraps (onuce)(in lieu of socks)	1 year
1 pr	Gloves, wool	1 year
1 ea	Helmet, steel, greenish OD, Soviet model***	Unknown
1 pr	Ear Muffs	1 year
2 ea	Blankets	
3 ea	Sheets	
2 ea	Pillowcases	
2 ea	Pillows	

* A gabardine uniform was worn mainly by KBW officers from April to November (summer period). A wool uniform was worn by KBW officers and NCOs from November to March (winter period). A cheviot uniform was worn by KBW officers from April to November (summer period).

** A field bag consisted of two pockets: one pocket for a message pad and official documents and one pocket for toilet articles (towel, soap, razor and razor blades).

*** There were six cloth rings on the inside of the helmet. Insignia of rank were not shown on the helmet. A red and white pennant  was shown on the right side of the helmet. The helmet was an item of individual clothing, but was seldom worn by the KBW even in the field.

SECRET SECURITY INFORMATION

Enclosure D - Part IIIndividual Clothing* and EquipmentIssued to Enlisted Men of KBW Forces

Issued for period
of service (30 mos)
unless otherwise
indicated

<u>Quantity</u>	<u>Item</u>	
2 ea	Uniforms, wool, greenish OD (Winter - Nov to Mar); one for training and one for dress.	
2 ea	Uniforms, drill, greenish OD (Summer - April to Nov); one for training and one for dress	
1 ea	Overcoat, wool, greenish OD	
2 pr	Underwear, cotton, summer (exchanged every 10 days for a clean pair)**	
2 pr	Underwear, wool, winter (exchanged every 10 days for a clean pair)**	
1 ea	Cap, service, wool, greenish OD	
1 ea	Cap, field, wool, greenish OD	
1 ea	Cap, garrison, wool, greenish OD	
1 ea	Hatband, medium blue	
1 pr	Shoes, service, field, dark greenish brown	8 months
1 ea	Belt, uniform leather, greenish OD	
2 pr	Footwraps (ounce)(in lieu of socks)**	
1 pr	Gloves, wool	
1 pr	Ear Muffs	
3 ea	Handkerchiefs	
1 ea	Shelter half (also used as a rain cape), semi-tarpaulin (officers and EM) <u>Note</u> : three shelter halves are needed to make one tent (see enclosure E).	
1 ea	Pack (pack contained the following: dark bread - amount depended on the length of time the soldier was to remain in the field, meat, bacon, one package of a mixture of coffee and grain, and sugar; one pr of underwear, summer or winter type; one pr of footwraps and mess equipment; the outside pocket of the pack was for shoe paste, cloth and brush).	
1 ea	Knapsack (knapsack contained cleaning material for weapon assigned soldier, and ammunition).	
2 ea	Towels	
2 ea	Blankets, wool (1 ea blanket was turned in in summer.)	
2 ea	Sheets, cotton	
2 ea	Pillow cases, cotton	
1 ea	Pillow	

* Individual clothing issued to EM had to be turned in before the individual was demobilized. Officers and NCOs retained their individual clothing.

** Only one pair of these items was in the soldier's possession; one pair was always in the laundry.



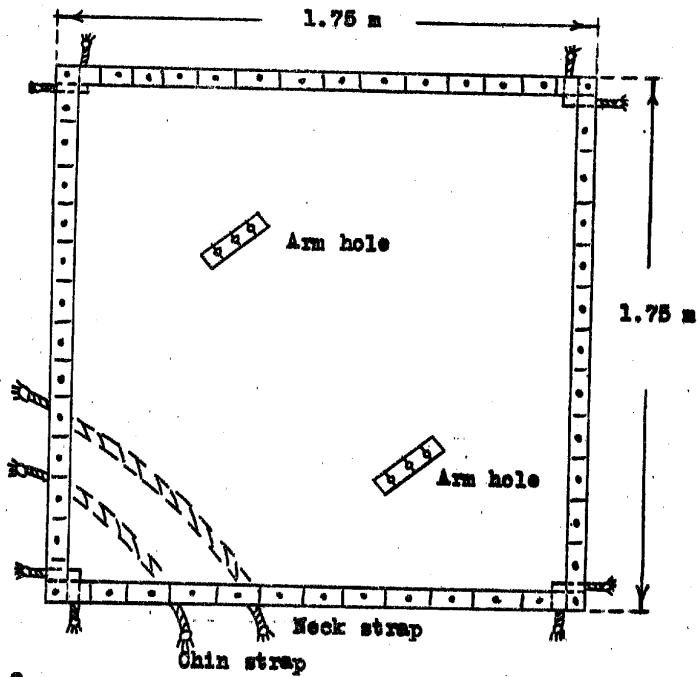
SECRET SECURITY INFORMATION

Enclosure E

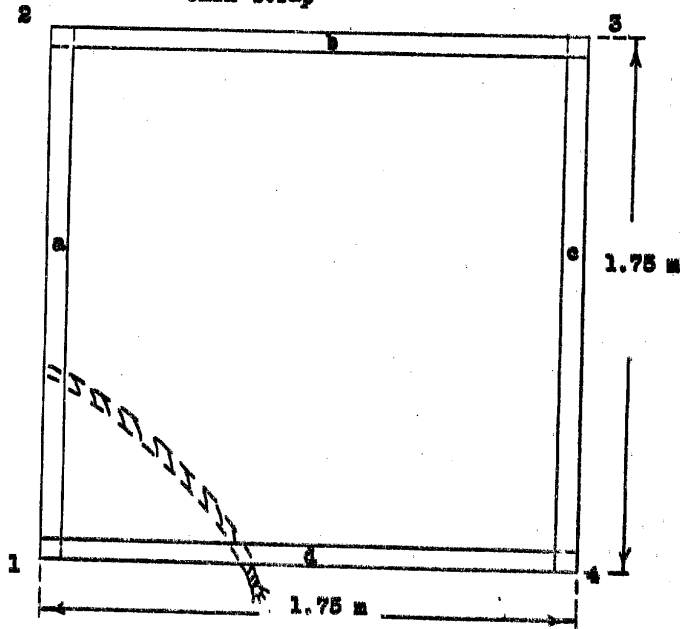
Polish and Soviet Type

COMBINATION SHELTER HALF AND PONCHO

Sketch 1



Sketch 2



Legend: Ends (1, 2, 3 & 4) were tied to makeshift wooden pegs. Some MI made holes (a, b, c & d) in order to make the shelter more secure. Source stated that sketch 2 represents the old Soviet type shelter half and that sketch 1 represents the new Polish type which was issued in the 1950-1951 period.


SECRET SECURITY INFORMATION



SECRET SECURITY INFORMATION


Enclosure F

POLISH GARRISON CAP (FURAZERKA)



2d Lieutenant (Podporucznik)

POLISH (WINTER) FIELD CAP



Legend:

- 1. Silver Polish Eagle**
- 2. Grade, one silver star**
- 3. Metal buckle**
- 4. Visor stiffened by cardboard insert**

SECRET SECURITY INFORMATION

SECRET SECURITY INFORMATION

POLISH GARRISON CAP (FURAZERKA)

Officers and EM

<u>Branch/Service</u>	<u>Color of Cap</u>
Infantry	Greenish OD
Artillery	Greenish OD
Tank	Dark Blue
KBW	Greenish OD
WOP	Greenish OD
MO	Dark Blue
Air Force	Blue
Service to Poland (Sluzba Polsce)	Greenish OD
Industry Guard	Dark Blue (wool)

25X1

25X1

25X1

[redacted] only captains, 1st lieutenants, 2d lieutenants, warrant officers and enlisted men wear this style of cap and that rank insignia was on the left fore-front of cap. [redacted] had never seen rank insignia on Air Force or Service to Poland caps. Service to Poland had SP stamped on base of eagle emblem.

The cap material was usually wool, but could also be cheviot. This cap was worn for dress (when on pass or leave) and also as a summer field cap.

Note: The color of caps worn by UB, Engineer, Medical, Signal and QM personnel was the same as that of caps worn by members of units to which they were assigned.

POLISH (WINTER) FIELD CAP

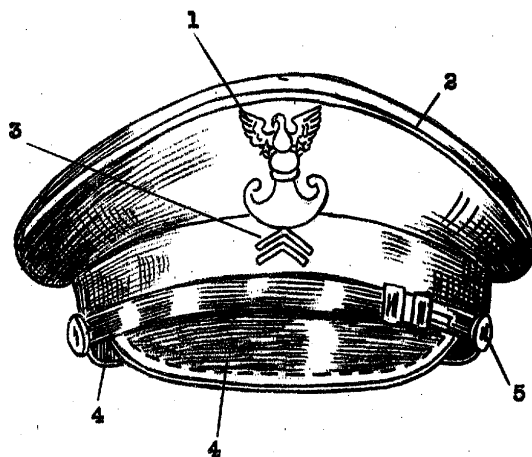
25X1

[redacted] officers and EM of all branches of the service, excluding those of the Air Force and the Navy, wore this cap during the winter period. The color of the cap depended on the branch of service. The cap material was wool. No rank designation appeared on this cap.



SECRET SECURITY INFORMATION

POLISH SERVICE CAP




Senior Sergeant (Starszy Sierzant)

Other Ranks:

- Private (Strzelec) - No grade marking
- Senior Rifleman (Starszy Strzelec) - One white cloth or silver bar
- Corporal (Kapral) - Two white cloth or silver bars
- Corporal (Plutonowy) - Three white cloth or silver bars
- Sergeant (Sierzant) - One white cloth or silver chevron

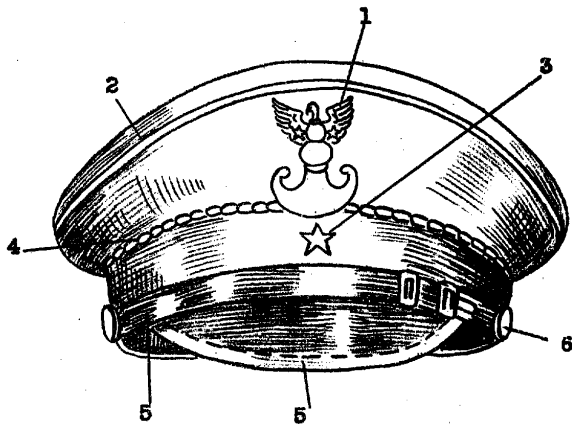
Legend:

- 1. Silver Polish Eagle
- 2. Crown piping
- 3. White cloth or silver grade chevron
- 4. Chin strap & Visor of imitation leather, black
- 5. Silver button with Polish Eagle (stamped)



SECRET SECURITY INFORMATION

POLISH SERVICE CAP



2d Lieutenant (Podporucznik)

Other Ranks:

- Warrant Officer (Chorazy) - One silver star
- 1st Lieutenant (Porucznik) - Two silver stars
- Captain (Kapitan) - Three silver stars

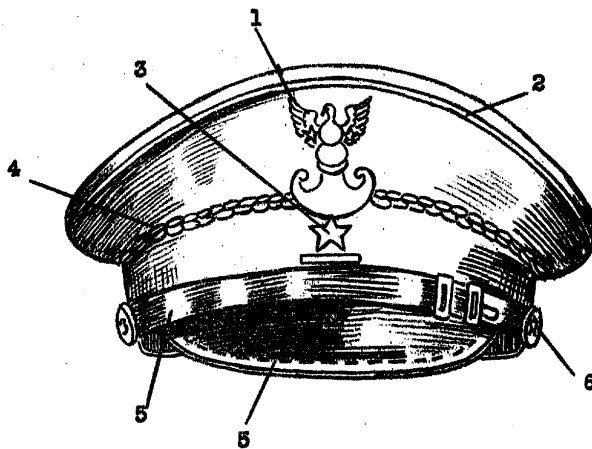
Legend:

- 1. Silver Polish Eagle
- 2. Crown piping
- 3. Grade, silver star
- 4. One silver braid
- 5. Chin strap & Visor of imitation leather, black
- 6. Silver button with Polish Eagle (stamped)

SECRET SECURITY INFORMATION

SECRET SECURITY INFORMATION

POLISH SERVICE CAP



Major (Major)

Other Ranks:

Lt Colonel (Podpulkownik) - Two silver stars and two silver bars
 Colonel (Pulkownik) - Three silver stars and three silver bars

Legend:

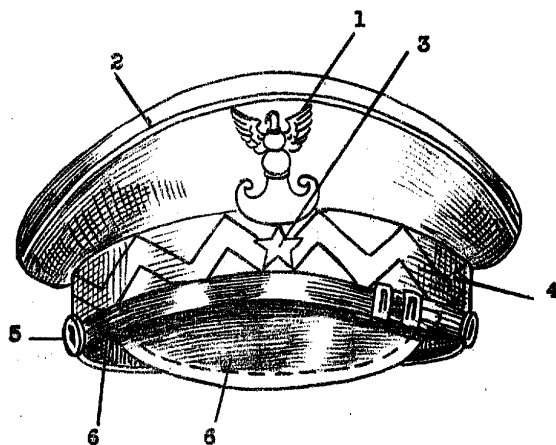
1. Silver Polish Eagle
2. Crown piping
3. Grade, silver star and silver bar
4. Two silver braids
5. Chin strap & Visor, imitation leather, black
6. Silver button with Polish Eagle (stamped)

-5-

SECRET SECURITY INFORMATION

SECRET SECURITY INFORMATION

POLISH SERVICE CAP



Major General (General Brygady)

Other Ranks:

Lieutenant General (General Dywizji) - Two silver stars
 General (General Obrony) - Three silver stars
 Marshal (Marssalek) - Crossed silver batons

Legend:

1. Silver Polish Eagle
2. Crown piping
3. Grade, one silver star
4. Wide silver braid
5. Silver button with Polish Eagle (stamped)
6. Chin strap & Visor of imitation leather, black

-6-

SECRET SECURITY INFORMATION

SECRET SECURITY INFORMATION

POLISH SERVICE CAP

<u>Branch/Service</u>	<u>Color of Cap</u>	<u>Color of Hat Band</u>	<u>Color of Crown Fining</u>
Infantry	Greenish OD	Red	Red
Artillery	Greenish OD	Dark Red	Dark Red
Tank	Dark Blue	Dark Blue	Unknown
KBW	Greenish OD	Medium Blue	Medium Blue
WOP	Greenish OD	Dark Green	Dark Green
MO	Dark Blue	Dark Blue	Unknown
Air Force	Blue	Blue	Blue
Navy	Dark Blue	Dark Blue	Unknown
Service to Poland	Greenish OD	Red for officers; Greenish OD for EM	Red for officers; None for EM
Industry Guard	Dark Blue	Dark Blue	Unknown

25X1 [redacted] some officer caps had a metal band on the visor brim.

25X1 [redacted] some officers in the KBW wore four-cornered service caps, but these were few and were on their way out.

25X1 The silver Polish eagle emblem had two stars at the base of the eagle's wings and the eagle was uncrowned.

Two silver buttons, with a stamped eagle emblem on each, held the chin strap in place.

25X1 Note: [redacted] He believed the Navy uniforms and ranks were the same as those used prior to World War II.

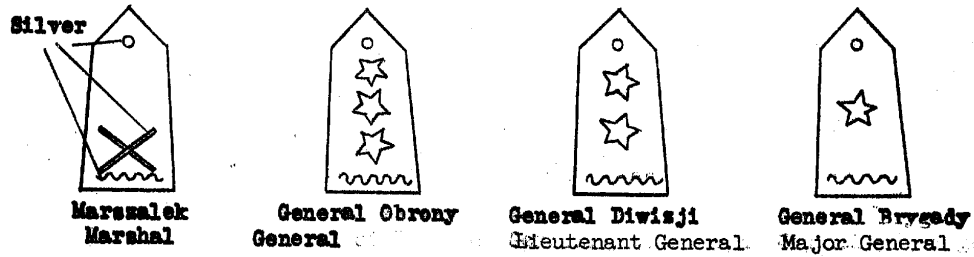
SECRET SECURITY INFORMATION

SECRET SECURITY INFORMATION


POLISH ARMY

SHOULDER LOOPS (STRAPS) ON BLOUSES

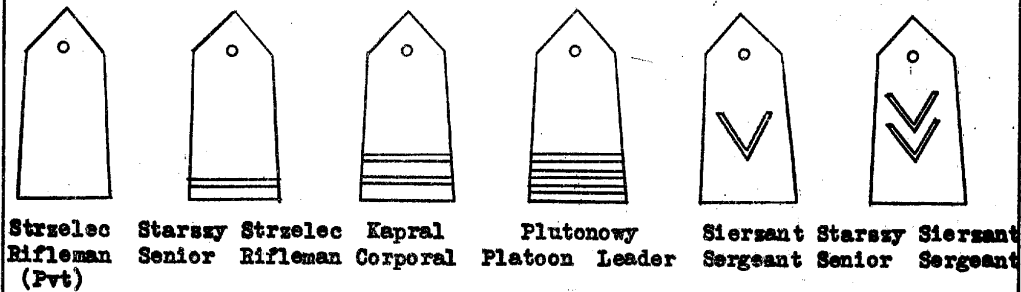
Showing Rank Insignia



Marshal insignia was crossed batons. Stars on shoulder loops of General Officer ranks were larger than those of field and company grade officers.



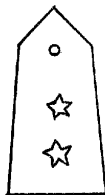
Shoulder loops were of the same material as the uniform and were sewn to the uniform.



SECRET SECURITY INFORMATION

SECRET SECURITY INFORMATION**INDUSTRIAL GUARD****Rank and Insignia****Officers' Rank and Insignia:**

1. Commandant (Komendant) - Two stars on shoulder loops and service cap. Source had no further details.
2. Junior Commandant (Pod-Komendant) - One star on shoulder loops and service cap.



1



2

Enlisted Ranks and Insignia:


1. Guard (Straznik) - No insignia of rank shown on shoulder loops.
2. Sergeant (Starsay Straznik) - One white inverted "V" on shoulder loops and service cap.
3. Squad Sergeant (Druzynovy) - One narrow white inverted "V" and one wide white inverted "V" on shoulder loops and service cap.
4. Section Leader (Sekyjny) - One wide white inverted "V" on shoulder loops and service cap.
5. Section Chief HCO (Nadshekyjny) - Two wide white inverted "V"'s on shoulder loops and service cap.




1




2



3



4




5

-9-

SECRET SECURITY INFORMATION

SECRET SECURITY INFORMATION

POLISH OFFICERS'
STAND-UP COLLAR BLOUSE, WOOL

**Legend:**

1. Stiff collar
2. Collar flash (tab) with silver zigzag
3. Piping - color as on hat band (red for Inf.)
4. Silver button with Polish Eagle (stamped)
5. Slit pocket with flap
6. Piping
7. As shown here or a brass buckle with Polish Eagle affixed.
 EM wore leather waist belts.

-10-

SECRET SECURITY INFORMATION

SECRET SECURITY INFORMATION

POLISH STAND-UP COLLAR BLOUSE

<u>Branch/Service</u>	<u>Blouse and Shoulder Loop Color</u>	<u>Flash Color</u>
Infantry	Greenish OD	Red
Artillery	Greenish OD	Dark Red
Tank	Dark Blue	Unknown
KBW	Greenish OD	Medium Blue
WOP	Greenish OD	Dark Green
MO	Dark Blue	Unknown
Air Force	Blue	Unknown
Navy	Dark Blue	Unknown
Service to Poland	Greenish OD	Unknown
Industry Guard	Dark Blue	Unknown

Cuff Braid - Source stated that piping on the cuff corresponded to Branch/Service color of the hat band. General officers and Marshals had two silver zigzags above the cuffs of both sleeves.

Blouse - The silver zigzag on the collar flash insignia was narrow for NCOs, wide for warrant and company grade officers, wider for field grade officers and widest for General officers and Marshals.

The officers' Sam Browne belt and the EM's waist leather belt were both green-brown and dark brown.

UB, Medical, Signal, QM and Engineer officers and EM wore blouses of the same color as did the members of the unit to which they were assigned. For example, members of an Engineers Bn assigned to an Inf Div wore a greenish OD uniform with red piping and flash insignia of the Inf Div.

If an EM was assigned to a Signal Co, a HMG Platoon or a Mortar Platoon, he could wear a white cloth badge, designating his assignment, on the upper left sleeve. The HMG badge resembled a grouping of five rounds of ammunition and that of the Signal Co was a circular badge, the design of which gave the impression of radiating rays. [REDACTED]

25X1

[REDACTED] officers' blouse material could be chevrot, cotton gabardine and/or wool. The NCOs' blouse was of wool for the winter and of chevrot for the summer; that of the private was of wool for the winter and drill for the summer.

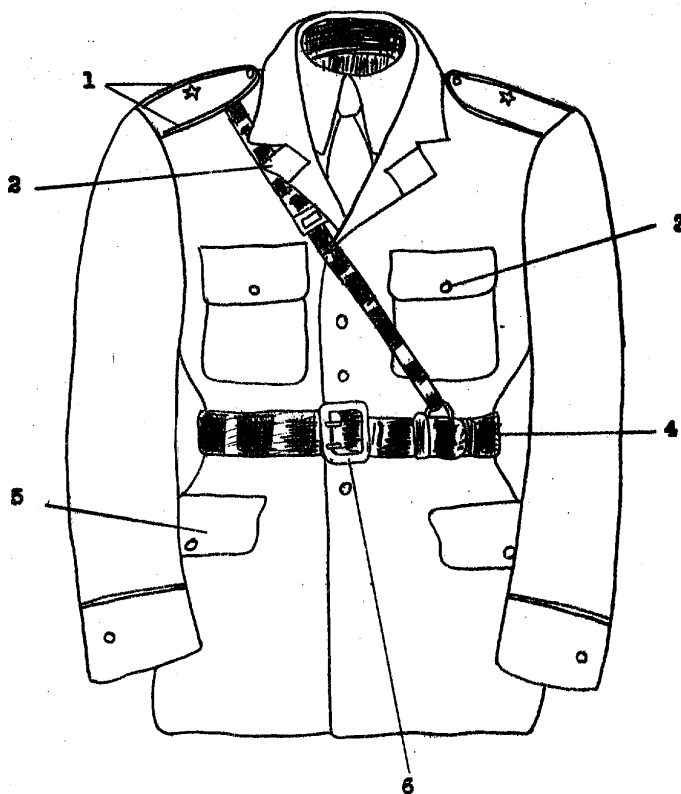
-11-

SECRET SECURITY INFORMATION



SECRET SECURITY INFORMATION

**POLISH OFFICERS'
ROLL-COLLAR BLOUSE, WOOL**



Legend:

- 1. Piping
- 2. Flash (tab)
- 3. Silver button
- 4. Greenish brown belt
- 5. Slit pocket with flap
- 6. As shown here or a brass buckle with Polish Eagle affixed

SECRET SECURITY INFORMATION

POLISH ROLL-COLLAR BLOUSE

<u>Branch/Service</u>	<u>Shirt Color</u>	<u>Tie Color</u>	<u>Blouse Color</u>	<u>Label Flash Color</u>
Infantry	Light Green	Green	Greenish OD	Red
Artillery	Light Green	Green	Greenish OD	Dark Red
Tank	Blue	Blue	Dark Blue	Unknown
KBW	Light Green	Green	Greenish OD	Medium Blue
WOP	Light Green	Green	Greenish OD	Dark Green
MO	Blue	Blue	Dark Blue	Unknown
Air Force	Blue	Blue	Blue	Unknown
Navy	White	Dark Blue	Dark Blue	Unknown
Service to Poland	Green	Green	Greenish OD	Unknown
Industry Guard	Dark Blue	Blue	Dark Blue	Unknown

Note: The shirt and tie were worn with the roll-collar blouse by the officers only. [REDACTED]

[REDACTED] All EM that [REDACTED] had seen in the Polish forces wore the open neck blouse without shirt and tie.

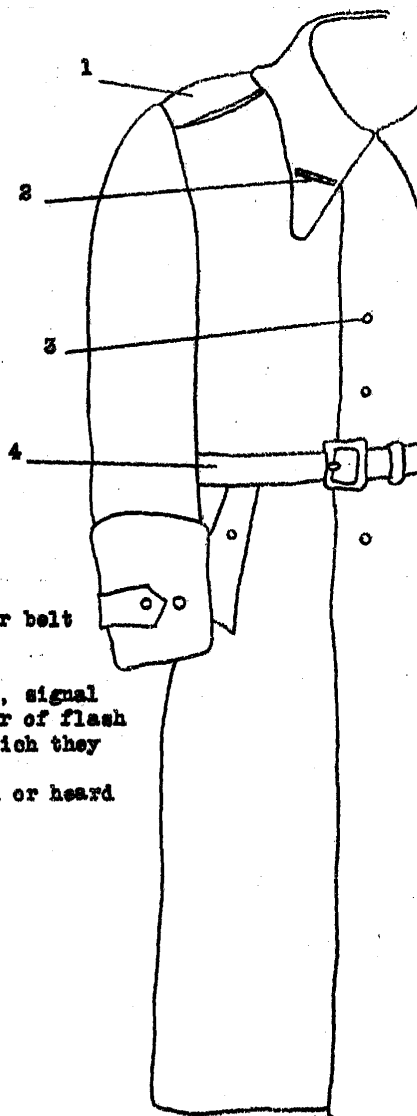
25X1
25X1
25X1

Engineer, Signal, QM and UB officers and EM wore the colors of the units to which they were assigned. Any EM could wear a white cloth badge on the upper left sleeve designating his assignment. Blouse material for officers could be cheviot, gabardine and/or wool. NCO blouses were of wool for the winter and of cheviot for the summer. EM wore wool blouses in the winter and drill in the summer.

SECRET SECURITY INFORMATION

SECRET SECURITY INFORMATION

POLISH OFFICERS' OVERCOAT



Legend:


1. Shoulder loop
2. Collar flash
3. Silver button
4. Green wool or black leather belt

Note: UB, Medical, Engineer, signal and QM personnel wore the color of flash and overcoat of the unit to which they were assigned.

Source had never seen or heard of officer or EM winter capes.

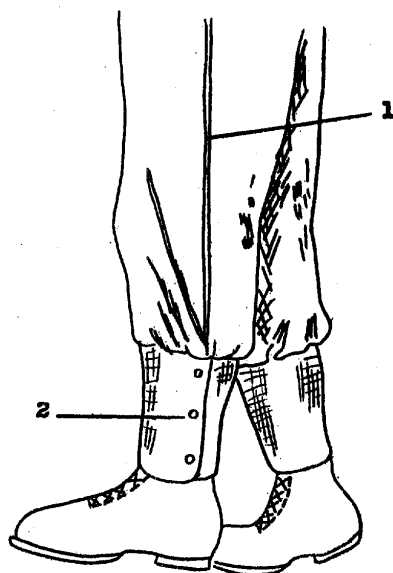
OFFICERS & EM

<u>Branch/Service</u>	<u>Flash Color</u>	<u>Overcoat Color</u>
Infantry	Red	Greenish OD
Artillery	Dark Red	Greenish OD
Tank	Dark Blue	Dark Blue
KBW	Medium Blue	Greenish OD
WOP	Green	Greenish OD
MC	Unknown	Dark Blue
Air Force	Unknown	Blue
Navy	Unknown	Dark Blue
Service to Poland	Unknown	Greenish OD
Industry Guard	Unknown	Dark Blue



SECRET SECURITY INFORMATION

**POLISH
TROUSERS, LEGGINGS AND SHOES**



Legend:

- 1. Piping
- 2. Two rows, each with 3 buttons, for adjustment of legging

SECRET SECURITY INFORMATION

POLISH

TROUSERS, LEGGINGS AND SHOES

<u>Branch/Service</u>	<u>Color of Trousers</u>	<u>Piping Color</u>	<u>Leggings</u>
Infantry	Greenish OD	Red	Greenish OD
Artillery	Greenish OD	Dark Red	Greenish OD
Tank	Dark Blue	Dark Blue	Not sure that leggings were worn
KWB	Greenish OD	Medium Blue	Greenish OD
WOP	Greenish OD	Green	Greenish OD
MO	Dark Blue	Unknown	Unknown
Air Force	Blue	Unknown	Not sure that leggings were worn
Navy	Dark Blue	Unknown	Not sure that leggings were worn
Service to Poland	Greenish OD	Red for officers	Not sure that leggings were worn
Industry Guard	Dark Blue	Dark Blue	Not sure that leggings were worn

Trousers for EM were tailored to show the lap-over effect. Although NCOs could wear such trousers, they as well as officers, wore the straight full-length trousers and would crease them for the leggings. Officers in the KBW seldom wore the leggings which were 15 cm high. Shoes were brownish black in color. The trouser seam included a 2 mm piping. Trouser material was the same as that of the rest of the uniform. It could be chevrot, gabardine and/or wool.

UB, Engineer, Signal, Medical and QM personnel wore leggings and trousers that were identical in color to those worn by members of the unit to which they were assigned.

SECRET SECURITY INFORMATION

SECRET SECURITY INFORMATION

NCO SCHOOL UNIFORM

25X1

[redacted] uniforms at the NCO school, where candidates received both NCO and officer training.

Service Cap - Greenish OD with piping on the crown, Polish eagle emblem (without the royal crown), hat band the color of that used in the parent unit of the candidate, brown-black semi-leather chin strap and visor. Insignia of rank could be worn on the hat band.

Blouse - Stand-up collar type, greenish OD, shoulder loop piping, rank insignia on shoulder loop, six silver buttons with an eagle stamped on each, slit pockets with flaps, greenish OD or brownish black Sam Browne belt (mostly the leather waist belt was worn). Each candidate could also wear a metal insignia representing his branch of service (small tank insignia if attending the tank school) on each shoulder loop. Shoulder loops were of the same color and material as the blouse and were sewn to the blouse. Collar flash insignia of the unit to which a student was assigned could be, and was, worn.

A rolled-collar blouse was worn by candidates. There was no shirt and tie worn with this type of blouse. The blouse was a greenish OD with five or six silver buttons with a Polish eagle stamped on each, and had slit pockets with flaps. Sam Browne or waist belts could be worn. Lapel flash insignia was of the unit to which candidate was assigned.

Trousers - Candidates wore full-length dark blue trousers, without leggings, and there was a 5-6 cm wide stripe of the color representing the parent unit.

Shoes - Shoes worn were mostly of the service type, although some were low quarter shoes. Socks were bought by the individual candidate.

Overcoat - The overcoat was a greenish OD (the only color which source had seen worn by NCO students), had six silver buttons, each with a stamped Polish eagle, slit pockets, shoulder loops that were sewn to the overcoat, and a one-bar collar flash insignia of the candidate's parent unit.