

WHELLOFAX 14

FEB 1952

CENTRAL INTELLIGENCE AGENCY

CLASSIFICATION

CONFIDENTIAL

SECURITY INFORMATION

50X1-HUM

INFORMATION REPORT

REPORT

CD NO.

COUNTRY Rumania

DATE DISTR. 4 June 1952

SUBJECT Regional Electric Enterprises (IRE)

NO. OF PAGES 12

DATE OF INFO.

ICE COPY

NO. OF ENCLS. (LISTED BELOW)

50X1-HUM

CIRCULATE

SUPPLEMENT TO REPORT NO.

PLACE ACQUIRED

THIS DOCUMENT CONTAINS INFORMATION AFFECTING THE NATIONAL DEFENSE OF THE UNITED STATES, WITHIN THE MEANING OF TITLE 18, SECTIONS 793 AND 794, OF THE U.S. CODE, AS AMENDED. ITS TRANSMISSION OR REVELATION OF ITS CONTENTS TO OR RECEIPT BY AN UNAUTHORIZED PERSON IS PROHIBITED BY LAW. THE REPRODUCTION OF THIS FORM IS PROHIBITED.

THIS IS UNEVALUATED INFORMATION

50X1-HUM

1. The control of the production and distribution of electric power in Rumania is vested in the Ministry of Electrical Energy (Ministerul Energiei Electrice) in Bucharest, which operates through Regional Electric Enterprises (IRE) (Intreprinderile Regionale de Electricitate).
2. One such regional organization is the Constanta Regional Electric Enterprise (IREC) (Intreprinderea Electrica Regionale Constanta) which controls the production and the distribution of the electric power stations in the area of Constanta.
3. The electric power station of Constanta is located in an area between Bulevardul I.V. Stalin (formerly Bulevardul Regina Maria) and Tabacariei Lake. The area is surrounded by a concrete fence, two meters high, with a gate on Bulevardul I.V. Stalin and another gate on the side of the lake. There follows a description of the Constanta electric power station:
  - a. The main building is a large single-story hall divided into three sections: The Boiler Room (Sala Cazanelor), the Pump Section (Sala Pompelor) and the Turbine Section (Sala Turbinelor). In the Boiler Room there are two steam boilers of unknown dimensions and enough room for the installation of another boiler. There are also two pumps, one pumping fuel oil from the railroad tank cars into a large tank in the power station and the other pumping fuel oil from the tank to the boiler furnaces. Two electric control panels and two large ventilators complete the equipment of this room. Extending from the Boiler Room are two chimneys. The Pump Section is equipped with a Diesel motor for auxiliary power, two large and one small electric pumps, one steam pump, two purifiers (epuratoare), one fan, one control panel, one tank

CLASSIFICATION

CONFIDENTIAL

STATE #	X	NAVY #	X	NSRB		DISTRIBUTION	
ARMY #	X	AIR #	X	FBI		ORR Ev	X

Document No. 6

No Change in Class.

Declassified

Class. Changed To: TS S C

Auth: HR 70-2

Date: 1976 By

CONFIDENTIAL

- 2 -

50X1-HUM

for Diesel oil and a water basin. The Turbine Section is equipped with two turbo-generators capable of producing 4,000 kilowatts. There is enough room in this section for the installation of a third turbo-generator. Furthermore, there are two underground check points (sic) for the control of the pumps and condensers, a tool room, a battery room, a welding room, a distribution panel, a water basin, and one fan.

- b. Adjacent to the main hall there is a two-story building housing a transformer station, bathrooms, warehouses and several offices. An underground suction pipe, 50 centimeters in diameter, supplies water from Tabacariei Lake to this building. A square-shaped underground exhaust pipe 50 cm. square also leads to Tabacariei Lake.
  - c. In the yard of the power plant there are four fuel oil tanks, one large warehouse, a blacksmith shop, and a gasoline dump. A two-story building in the yard houses an auto repair shop, a mechanic workshop and, in the upper floor, offices and the workers' cafeteria. A guard room and an engineers' house are also located within the power plant's yard.
  - d. Two transformer stations, one of 35,000/6,500 volts and the other of 6,000/380 volts A.C., are located south of the station beyond the fences. A large round-shaped pillbox which looks like a small private home is located north of the station outside the fence.
4. The electric power plant of Constanta, which supplies power exclusively to the Danube River-Black Sea Canal Project, consumes 17,500 tons (sic) of fuel oil per day. (See Attachment A).
  5. Another electric power station (see Attachment B) is located in the harbor of Constanta at a short distance south of the grain elevators. The plant is composed of one large hall equipped with seven generators all powered by Diesel engines. Four of the generators develop 6,000 volts A.C. each, whereas three develop 440 volts D.C. The first group of generators supplies 320 volts A.C. current to the town of Constanta; the latter group of generators supplies power to the harbor, to the pump stations at the oil berths (bazinal de petrol) and to the railroad workshops. In the plant there is also a large water basin and a tank for storage of Diesel oil for the station's needs.
  6. The electric power station No. 1 at Ovidiu, also called the old station, is located at a distance approximately 1,500 meters from the junction of Strada I.V. Stalin (formerly Strada Carol) and the Tulcea Highway. (See Attachment C). This plant, equipped with four generators powered by four  Diesel Sultzer engines each developing 4,000 volts, produces a total of 8,000 kilowatts at 6,500 volts. Two transformer stations lift the voltage to 35,000 for overhead transmission to the Danube River - Black Sea Canal Project sites. 50X1-HUM
  7. Electric power station No. 2, also called The Youth's Plant (Usina Tineretului), is presently under construction. The plant is located at a distance approximately 200 meters northwest of the Ovidiu railway station (see Attachment D). There follows a description of the Youth's Power Plant at Ovidiu:
    - a. A square single-story building about 35 meters by 35 meters is almost completed. When ready, it will house the boilers and the generators of the plant, which will be capable of producing 40,000 kilowatts. The offices will be located in two adjacent buildings. Workshops and blacksmith shops will also be located in separate buildings. The plant's 14 reception and distribution "cells" are also completed.

CONFIDENTIAL

CONFIDENTIAL

- 3 -

50X1-HUM

- b. Another building, 15 meters square, will reportedly serve as an oil refinery. This is presently under construction in the plant's area. The Soviet-made equipment is allegedly already installed. A channel four meters wide and three meters deep has been dug across the area of the plant. Work on this channel, which starts at Ghiolul Mare Lake and continues across the area of the plant in a southwesterly direction, is well under way.

8. The distribution of power in the area of Constanta, including the oil berths, is effected through a number of regional transformers. Each such regional transformer covers an area of about 1,000 to 1,500 square meters. A breakdown of any such regional transformer results in a blackout of the area it covers. Usually a minimum of two minutes is required to re-establish contact. All transformers are installed in above-ground metal cases and are secured with standard Wertheim locks. There follows a list of electric transformers and their location in the area of Constanta:
- a. Station No. 1 (Postul No. 1) located in the Museum Building opposite the Casino.
- b. Station No. 2 in the basement of the City Hall.
- c. Station No. 3 in the yard of the Central Post Office.
- d. Station No. 4 on Strada Scarlat Varnav near the former offices of the City Police.
- e. Station No. 5 on Piata Grivitei on the highway to Mangalia.
- f. Station No. 6 near the Town's Hospital on the Mangalia highway.
- g. Station No. 7 on Strada Miron Costin.
- h. Station No. 8 on Strada I.V. Stalin (formerly Strada Carol) near the Committee for Physical Culture and Sport (CCFS) (Comitetul de Cultura Fizica si Sport).
- i. Station No. 9 on Strada V.I. Lenin #60.
- j. Station No. 10 on Strada I.V. Stalin at the corner of Strada Flamanda.
- k. Station No. 11 on Strada Chiliei.
- l. Station No. 26 at the Post Office close to the Wireless Station.
- m. New stations were installed on the corner of Strada Stabilizarii and Strada Cerealelor, at the former Astra Romana Oil Company, at the former Steaua Romana Oil Company, at the Palas railroad station and on the Soseaua Bratianu on the outskirts of the former Bratianu district.
9. In July 1951 the installation of a new transformer station was completed in Eforia, south of Constanta. This transformer station, together with three existing stations in Vasile Roaita (formerly Carmen Sylva) will supply power to the Rest Houses (Casele de Odihna) for employees which are scattered throughout the villages of the Black Sea Coast.
10. The electrical automatic equipment (automate electrice) of the Campina Electric Power Plant was replaced during the month of August 1951. Part of the plant in Campina is thermo-electric, while another part is hydro-electric, using a water fall of the Prahova River in a canal 3 meters

CONFIDENTIAL

CONFIDENTIAL

- 4 -



50X1-HUM

wide and 1.80 meters deep. The entire power plant in Campina is capable of producing from 35,000 volts to 60,000 volts. (See Attachment E)

11. In Targoviste there is no local electric power station. There is, however, an important transformer station equipped with modern warning and control apparatus which is installed in a two-story building. The station is supplied with low tension power (low amperage electricity?) from somewhere in the north (probably Doicesti) by overhead cables. The electricity in the overhead cables has 60,000 volts. The transformer station is equipped with a "separator" (sic) of 60,000 volts and a transformer which increases the voltage from 60,000 to 110,000 volts. From Targoviste the electricity is carried at 110,000 volts to Bucharest by six overhead cables. (See Attachment F).
12. In Floresti there is an electric power plant and a recently constructed transformer station which increases the voltage of the electricity from 15,000 volts to 60,000 volts for distribution to the oil fields of Baicci and Moreni (see Attachment G). Similar electric power plants and transformer stations are at Ditesti and Gura Ocniței.
13. Attached are seven sketches:
  - a. Attachment A - the old Constanta Power plant
  - b. Attachment B - the Constanta Power Plant in the Port
  - c. Attachment C - Electric Power Station #1 in Ovidiu
  - d. Attachment D - Electric Power Station #2 in Ovidiu
  - e. Attachment E - Location of Electric Power Station in Campina
  - f. Attachment F - Targoviste Electric Power Station
  - g. Attachment G - Floresti-Frahova Electric Power Station

50X1-HUM

Comment: Perhaps the amount should be gallons instead of tons.

CONFIDENTIAL

CONFIDENTIAL

- 5 -



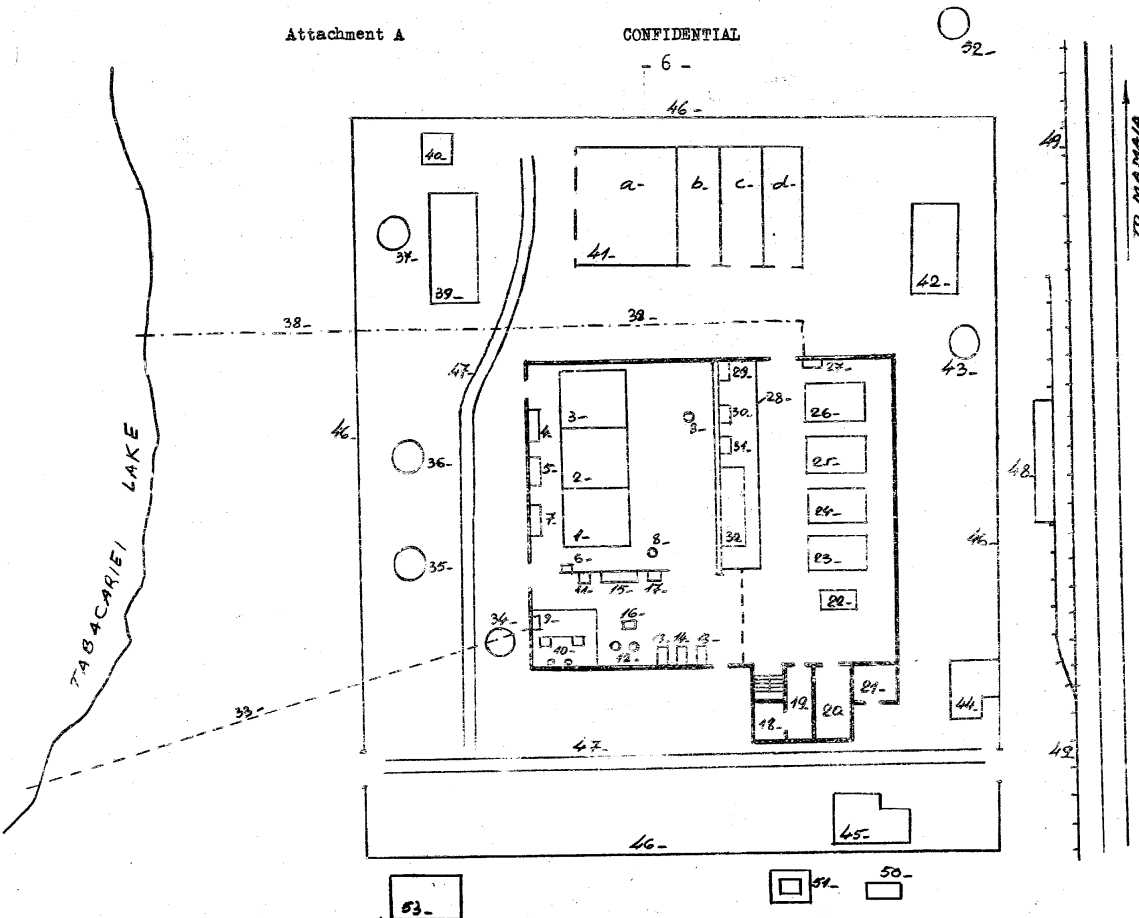
Legend to Attachment A

1. Boiler No. 1
2. Boiler No. 2
3. Space for Boiler No. 3 (not yet installed)
4. Pump which draws the fuel from the tanks to fill the reservoirs
5. Pump which sends the fuel to the boilers
6. Switchboard and rheostat
7. Switchboard controls
8. Chimneys
9. Oil basin
10. Diesel engine
11. Switchboard
12. Purifiers
13. Two electric pumps
14. Steam pump
15. Water basin
16. Small electric pump
17. Ventilator
18. Transformer station
19. 1st and 2nd floor baths and toilet
20. 1st floor warehouse, 2nd floor offices
21. 1st and second floor warehouses
22. Observation posts to check the supply of pumps underneath
23. Turbine
24. Same as 22
25. Same as 23
26. Space for a 3rd turbine (not installed)
27. Tool room and cloak room
28. Distribution switch board
29. Room for electric elements for batteries
30. Welding room
31. Ventilator
32. Water basin
33. Suction pipe, 80 cm. in diameter (underground)
34. Water basin
35. Fuel oil basin
36. Fuel oil basin
37. Big fuel oil basin
38. Exhaust pipe, 50 x 50 cm. (underground)
39. Warehouse
40. Blacksmith shop
41. Building containing: a/garage, b/access to the first floor, c/auto repair shop, d/mechanic workshop. On the first floor - offices and canteen
42. Gasoline barrels storage
43. Fuel oil basin
44. Guardhouse
45. Engineer's home
46. Fence of the plant, two meters high
47. Roads to the plant
48. Railroad unloading platform
49. Railroad
50. Transformer post 6000/380 A.C.
51. Transformer post 35,000/6,000 A.C.
52. Pillbox
53. Private home

CONFIDENTIAL

Attachment A

CONFIDENTIAL



50X1-HUM

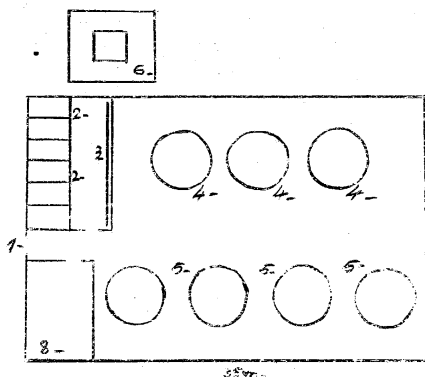
CONSTANTA - THE OLD ELECTRIC STATION - ROUGH SKETCH -

CONFIDENTIAL

50X1-HUM

Attachment B

- 7 -



1. Entrance
2. "Cells" (sic) high tension
3. Distribution switchboard
4. Three Diesel motors of 440 volts d.c.
5. Four Diesel motors of 6000 volts a.c. each
6. Water deposit
7. Fuel deposit
8. Toci room

CONSTANTA -  
THE NEW ELECTRIC POWER PLANT IN PORT -  
- ROUGH SKETCH -

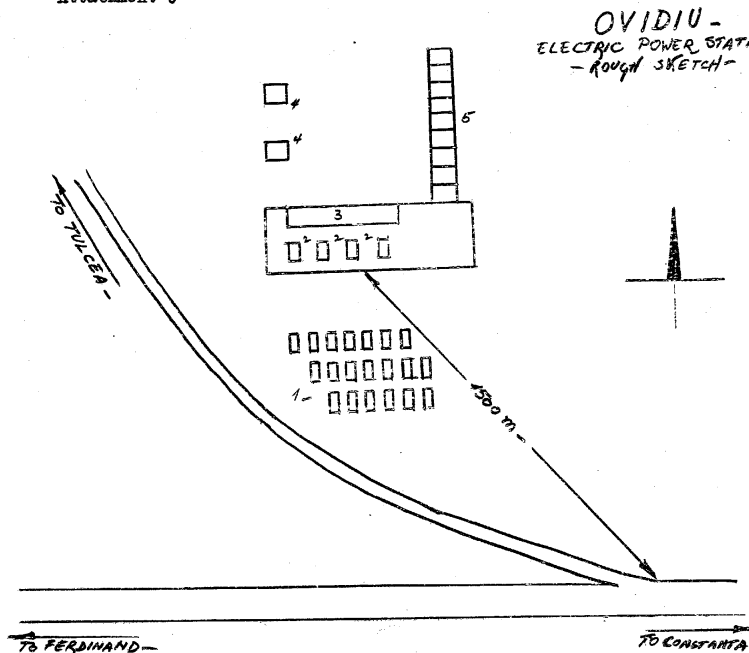
CONFIDENTIAL

CONFIDENTIAL

- 8 -

50X1-HUM

Attachment C



1. Twenty barracks housing Rumanian soldiers working at the station
2. Four Sulzer diesel-powered generators of 4,000 volts capacity
3. Distribution switchboard
4. Two transformer posts which step up the current from 6,000 to 35,000 volts
5. Offices

CONFIDENTIAL

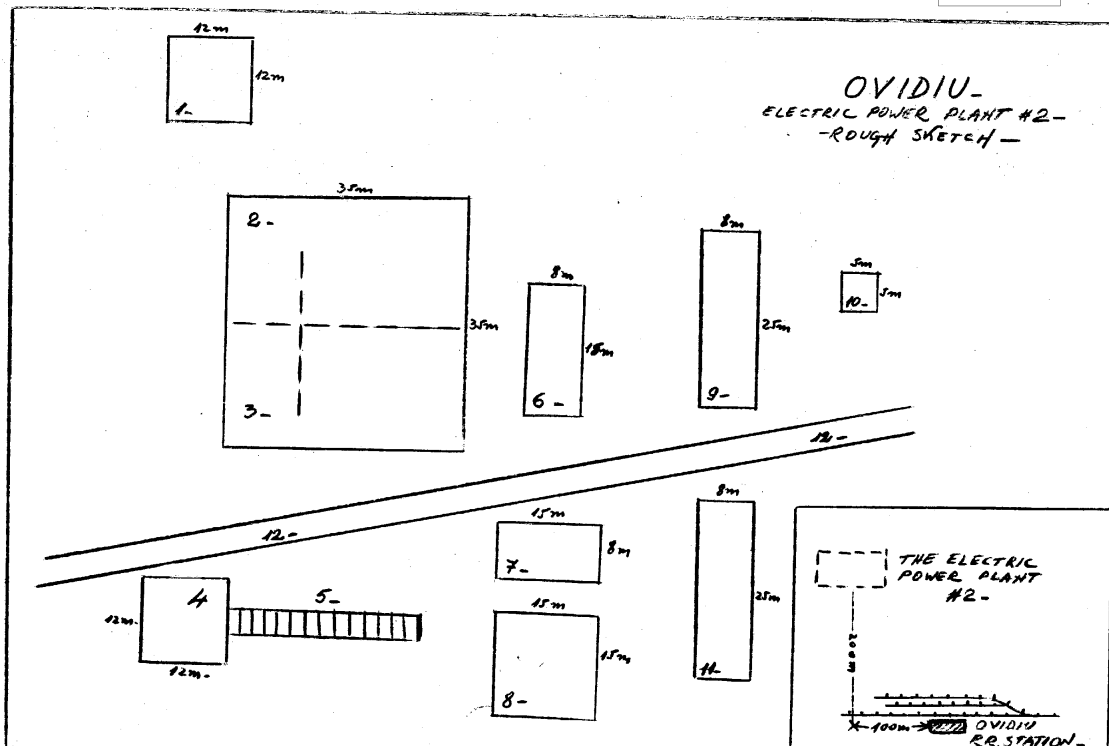


CONFIDENTIAL

Attachment D

Sanitized Copy Approved for Release 2011/02/14 : CIA-RDP82-00457R012300310006-9

50X1-HUM



1. A two-story building under construction
2. Boiler room (construction completed)
3. Engine room (construction completed)
4. Office building
5. "Cells" for arrival and distribution-14 in number
6. Office building
7. Warehouse
8. Building for oil refinery (under construction)
9. Workshop
10. Blacksmith shop
11. Warehouse
12. A canal dug from Ghiolul Mare Lake

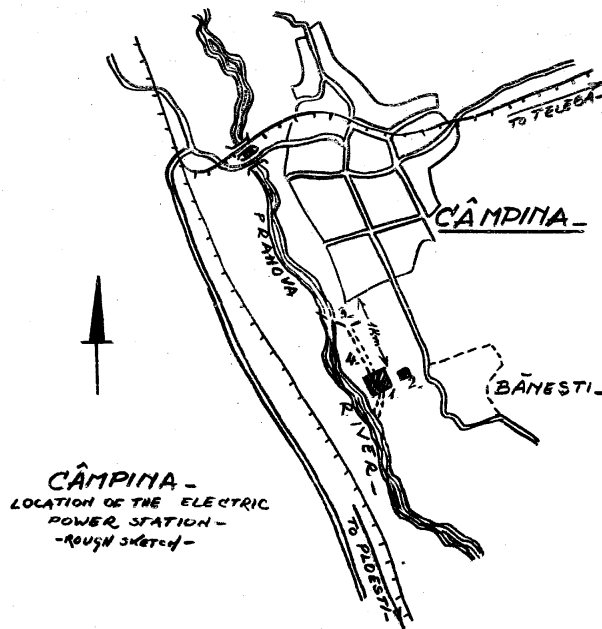
CONFIDENTIAL

CONFIDENTIAL

Sanitized Copy Approved for Release 2011/02/14 : CIA-RDP82-00457R012300310006-9  
Attachment E - 10 -



50X1-HUM

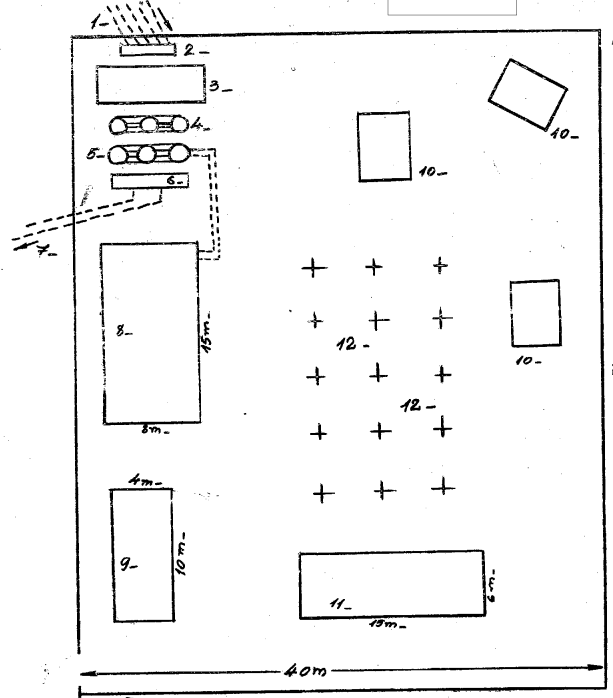
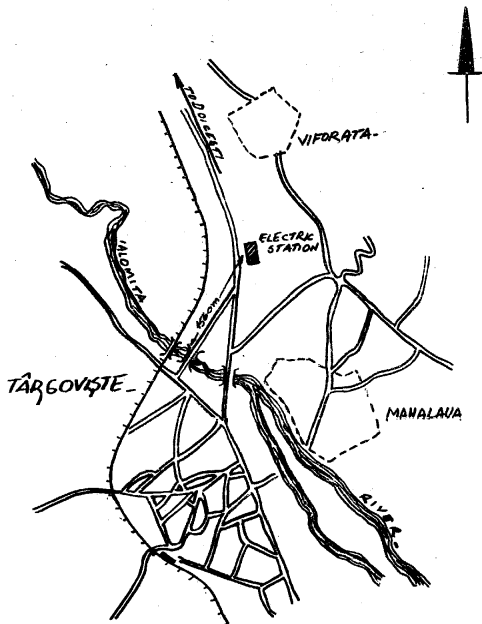


1. The electric power station
2. A transformer post of 60,000 volts
3. Dam to collect the waters of the Prahova River
4. Canal leading the waters to the Station

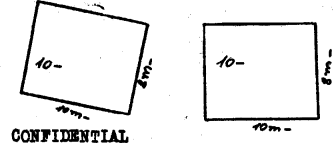
CONFIDENTIAL

CONFIDENTIAL

**TARGOVIȘTE**  
 LOCATION AND DETAILS ON THE ELECTRIC STATION  
 -ROUGH SKETCH-



- 50X1-HUM
1. Overhead cables bringing 60,000 volts electricity
  2. "Separators" (sic) of 60,000 volts
  3. Transformer for increasing voltage from 60,000 to 110,000 volts
  4. Automat (sic) 110,000 volts
  5. Reducer of intensity (sic)
  6. Reducer of tension (sic)
  7. Six overhead lines to Bucharest, each conducting electricity of 110,000 volts
  8. Signalling and measuring apparatus
  9. Tool room
  10. Several transformers
  11. House for workers and guards
  12. High tension poles

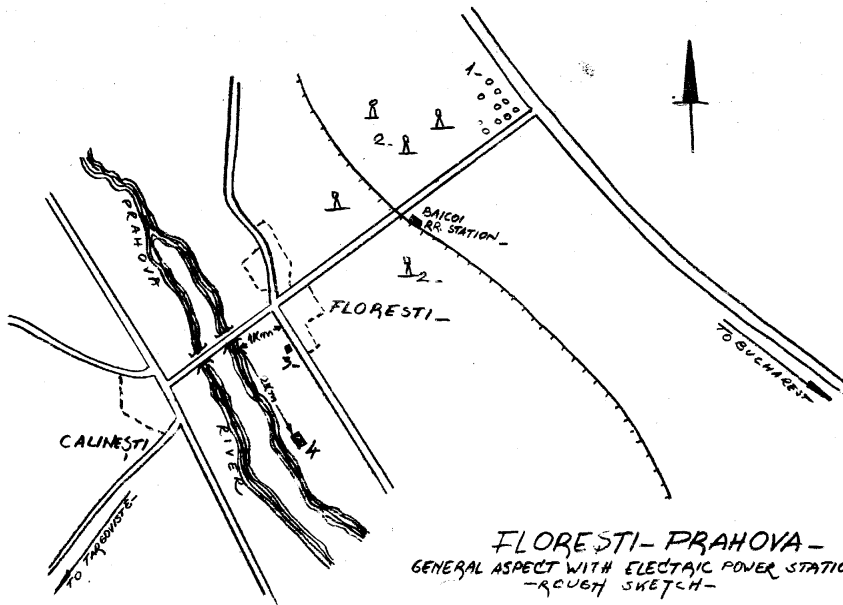


CONFIDENTIAL

Attachment G

CONFIDENTIAL  
- 12 -

50X1-HUM



1. Oil tanks
2. Oil wells
3. Transformer post, 15,000/60,000 volts
4. Electric Power Station

CONFIDENTIAL