



50X1-HUM



Telephone Line Layout of the Pukon-gang
Generating Plant (Hamgyong Namdo)

Pukon-gang Halchonbu Chonhwasanno Kwat'ong-to
Ministry of Industry, North Korea, P'yongyang
6 July 1948

50X1-HUM



CONFIDENTIAL


SECURITY INFORMATION

PUJON TELEPHONE LINE LAYOUT

Pujon Gang Power Department

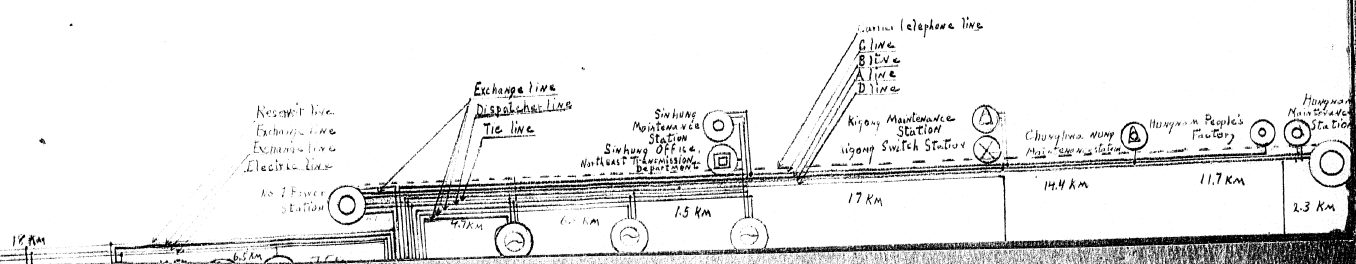
July 5, 1976

LEGEND



TELEPHONE SYSTEM

Name	Section	Length	No.	Kind	Thickness	Telephone and other lines	Remarks
A line	No. 1 power station to Hungnan Transformer Station	63.5 km	1	Steel	4 mm	Telephone line	
B line	" " to Hungnan Transformer Station	"	"	"	"	"	
E line	" " to No. 4 power station	20.4	"	"	"	"	
Tie line	" " to No. 4 power station	20.4	"	"	"	"	
Dispatcher line	" " to Hungnan Transformer Station	60.4	"	1.7/2.14	200 M ²	No. 3 Transmission line	
Carrier telephone line	" " to Hungnan Transformer Station	"	"	1.26/3.14	"	"	
C line	Power station office exchange to Hungnan factory exchange	62.5	"	Steel	4 mm	Telephone line	
D line	" " to Kigong switch station	36	"	Copper	3.5 mm	"	Ch'angjin Gang Power Dept. central line
Telephone exchange line	" " to No. 1 power station	1.4	2	Steel	4 mm	"	
" " line	" " to No. 2 power station	4.7	"	"	"	"	
" " line	" " to No. 3 power station	11.5	"	"	"	"	
" " line	" " to No. 4 power station	19	"	"	"	"	
" " line	" " to Hukou Transformer Station	24.5	"	"	"	"	
" " line	" " to No. 1 water supply station	62.5	"	"	"	"	
" " line	" " to No. 2 water supply station	52.6	"	"	"	"	
Reservoir line	" " to Handse Maintenance Station	43.5	"	"	"	"	
Electric line	" " to Handse Maintenance Station	43.5	"	"	"	"	



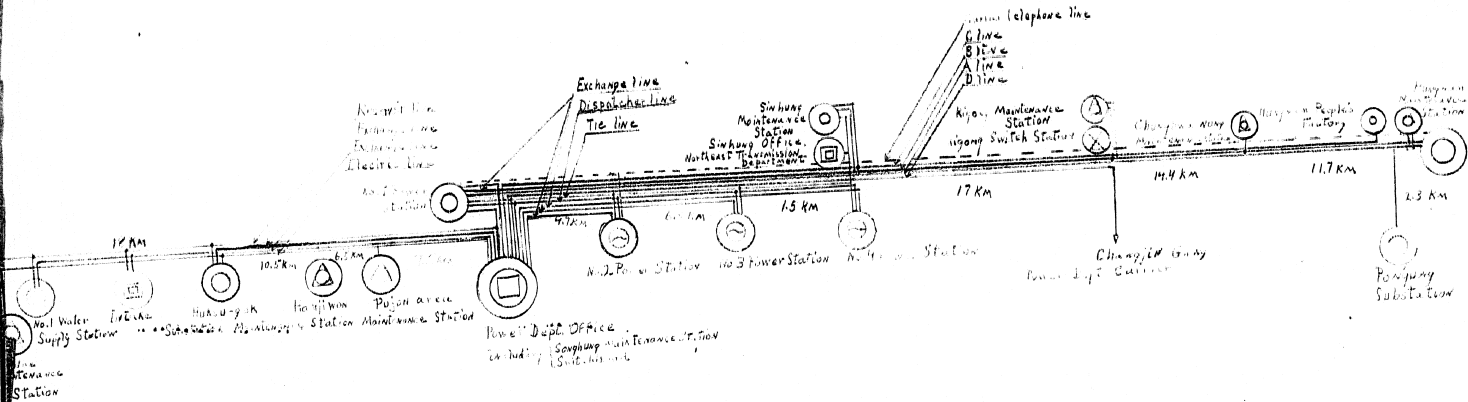
Pujan Gassy Power Department

LEGEND

- Power station
- Transmission station
- Switch station
- Maintenance station
- Office
- Substation
- Telephone line
- Carrier telephone line


TELEPHONE SYSTEM

Name	Section	Length	No.	Kind	Thickness	Telephone lines and other lines	Remarks
A line	No. 1 power station to Hungnam Transformer Station	63.5 km	1	Steel	4 mm	Telephone line	
B line	" " to Hungnam Transformer Station	20.4	"	"	"	"	
Tie line	" " to No. 4 power station	20.4	"	"	"	"	
Dispatcher line	" " to No. 4 power station	20.4	"	"	"	"	
Carrier telephone line	" " to Hungnam Transformer Station	60.4	"	St. 7/244	200 mm ²	No. 3 Transmission line	
C line	Power station office exchange to Hungnam factory exchange	62.5	"	Steel	4 mm	Telephone line	
D line	" " to Kigong Switch station	36	"	Copper	3.5 mm	"	
Telephone exchange line	" " to No. 1 power station	1.4	2	Steel	4 mm	"	
"	" " to No. 2 power station	4.7	"	"	"	"	
"	" " to No. 3 power station	11.5	"	"	"	"	
"	" " to No. 4 power station	19	"	"	"	"	
"	" " to Inksu Transformer Station	24.5	"	"	"	"	
"	" " to No. 1 water supply station	42.5	"	"	"	"	
"	" " to No. 2 water supply station	52.6	"	"	"	"	
Reservoir line	" " to Hange Maintenance Station	43.5	"	"	"	"	
Electric line	" " to Hange Maintenance Station	43.5	"	"	"	"	



July 6, 1948 Yi Chang-sok

Power Station



TELEPHONE SYSTEM

Name	Section	Length	Telephone lines
A line	No. 1 power station to Hungnam Transformer Station	63.5 km	1 Steel 4
B line	" " " " " " " "	"	" " " "
Tie line	" " " " " " " "	20.4	" " " "
Dispatcher line	" " " " " " " "	20.4	" " " "
Carrier telephone line	" " " " " " " "	60.4	" 547/2.44 200
C line	Power station office exchange to Hungnam factory exchange	62.5	" Steel 4
D line	" " " " " " " "	36	" Copper 3.5
Telephone exchange line	" " " " " " " "	1.4	2 Steel 4
" " " "	" " " " " " " "	4.7	" " " "
" " " "	" " " " " " " "	11.5	" " " "
" " " "	" " " " " " " "	19	" " " "
" " " "	" " " " " " " "	24.5	" " " "
" " " "	" " " " " " " "	42.5	" " " "
" " " "	" " " " " " " "	52.6	" " " "
Reservoir line	" " " " " " " "	"	" " " "
Electric line	" " " " " " " "	"	" " " "

