

50X1-HUM

Russian periodical "Gigiyena i Sanitariya"
No 10, 1948 Pp 17-25

NEW DATA ON THE PROBLEM OF AEROSOL RETENTION DURING
RESPIRATION

50X1-HUM

I.I. Livshits
Ye.T. Lyzhina
G.S. Trenburg
Department of Labor Hygiene, Aerosol
Laboratory, Leningrad Institute of
Labor Hygiene and Occupational Diseases.

This article presents the results of some ~~studies~~
research: 1- to study the amount of aerosol condensate retained,
2- to study the amount of aerosol particles (disintegrated)
retained and 3- to explain the relationship of the retention of
aerosol during respiration and the electric charge of the
particles.

Retention of Aerosol Condensate during Respiration

Studies to determine aerosol condensate retention were
conducted on smokes containing zinc oxide and cadmium oxide.

A crucible electric furnace was utilized to create
the smokes at a temperature of 900°. Measured amounts of metal ~~oxide~~
were placed directly into the furnace.

Experiments were conducted with the following
smoke concentrations: cadmium oxide smoke - 65,000 to
400,000 particles per cubic centimeter, and zinc oxide smoke -
40,000 to 360,000 particles per cubic centimeter. Five
(humans) were ^{subjected to these smokes} ~~tested~~ and a total of 139 experiments were
carried out: 59 with cadmium oxide and 80 with zinc oxide.

50X1-HUM

50X1-HUM

CONFIDENTIAL

CONFIDENTIAL

Test
 A Results of the experiments are shown on Fig 1.

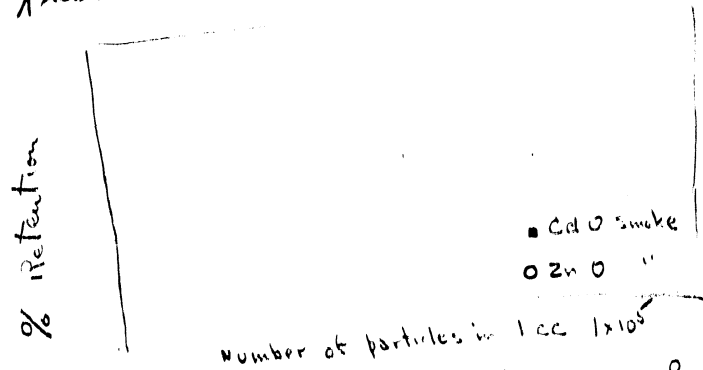


Fig. Retention of CdO and ZnO Particles during Respiration

In the greater part of the tests the degree of retention varied from 45 to 90%. In general there was a higher degree of retention of zinc oxide particles. Table 1 shows the maximum, minimum and average retention in the five humans ~~for~~, for the two types of smoke.

Table 1 - Degree of Retention ^{after inhaling} ~~when breathing~~ CdO and ZnO Smoke

Experiment Volunteers	CdO			ZnO		
	Max min	min min	average	max min	min min	average
A						
B						
S						
F						

From Table 1 it is evident that in 4 of the 5 cases, the average amount of retention for both smokes was more than 60% and in only one case (cadmium oxide) ^{the amount} was ~~it~~ below 60; in this case it was 49%. The degree of retention varied greatly >

CONFIDENTIAL

CONFIDENTIAL

in the five cases. The relatively [^]greater retention of zinc oxide ~~was~~ can be attributed to the different degrees of dispersion and the greater particle content ^{of zinc oxide} in smoke, ~~containing the zinc oxide.~~ To date there are no data which show the relative degree of dispersion of cadmium oxide and zinc oxide. ~~Microphotographs~~ Microphotographs, obtained with the aid of an electron microscope (shown in Fig 2 and 3 which are available in the original document) do not ~~help~~ aid in determining the relative dispersion of these two substances. ~~However, it was shown~~ ^{the} according to ^{from} data which ~~was~~ obtained ~~in~~ our studies, ~~that~~ the charge of particles has much to do with their degree of retention ^{after inhalation.} ~~as a result of respiration.~~ However, even in this respect there is insufficient data on the percent of charged particles in smoke.

^{That} ~~Results of experiments which were~~ described above, confirmed the fact that there is a considerable amount of retention ^{after} ~~when~~ ^{inhaling} ~~breathing~~ smokes containing aerosol condensate, and that ~~the~~ retention of zinc oxide was higher than cadmium oxide. Results were compared to those ^{from} obtained ~~in~~ experiments conducted with tobacco, coal and magnesium oxide smokes. The action of the aerosols which are ~~not~~ retained in the respiratory passages, depends not only on the amount of aerosol which is actually ~~re~~ retained, but also on the degree and depth of penetration into the respiratory tract. ^{Other} ~~Consequently~~, studies were conducted to determine the role of the nasal passages on the retention of aerosols. Two of those tested, ^{inhaled} ~~breathed~~ through their nasal

CONFIDENTIAL

CONFIDENTIAL

passages ~~times~~ ^{times} for 40 ~~breaths~~ and then ~~breathed~~ ^{inhaled} through their mouths ~~40~~ times. Thus two tests were conducted. Concentrations used were: cadmium oxide - 150,000 to 405,000 particles per cubic centimeter and zinc oxide - 145,000 to 300,000 particles per cubic centimeters. A total of ~~60~~ 68 tests were conducted. The results are shown ~~on~~ ⁱⁿ table 2.

Table 2 - Percentage Retention of Various Smokes

Test Cases

Experimental Volunteers	Cadmium Oxide		Zinc Oxide	
	nasal	oral	nasal	oral
A				
B				

There was no appreciable difference ^{between the} ~~with respect to the~~ two ~~types~~ ^{methods} of ~~breathing~~ ^{inhalation} where cadmium oxide. In the case of zinc oxide, retention ^{for the} ~~as a result of~~ nasal ^{inhalation} breathing was from 3.5 to 5.5% ^{the} ~~greater than as a result of~~ ^{the oral} mouth breathing.

These tests confirmed the statements made earlier that the nasal passages are actually very poor filters, and that in all ~~these~~ experiments with smokes, it was determined that the greatest ~~amount~~ amount of retention occurred in the deeper regions of the respiratory tract.

Aerosols made up of Retention of/Disintegrated Particles ~~studies~~

Studies were conducted with quartz dust and aluminium powder. The former plays a very important role in the etiology of silicosis, while the latter is an important substance in the therapy of silicosis.

CONFIDENTIAL

~~So as~~ to permit observations, about 5,500 particles per cubic centimeter were placed in the observation chamber. It appeared that ~~on the~~ ^{an} average ^{of} about 47 to 48% of microscopic particles were retained during respiration. Results are tabulated in Fig 4.




Fig 4. Comparative Retention of Particles of Various Dimensions
according to the Significant differences in degrees of retention were observed *at* various sizes of particles in the aerosols. The lowest

degree of retention was with particles which measured 0.3 to 1 micron, and it was observed that with an increase in the size of the particles the degree of retention also *more* increased. However, it was shown that ~~more~~ ^{more} aluminium powder was retained, than ~~the~~ ^{dust} quartz (0.3 to 1 micron) while the larger ^{aluminium} particles were retained to a less degree than the quartz particles (1 to 3 microns). In any case the ^{more minute} ~~small~~ aluminium powder was retained to a greater degree than the large ^r particles.

Experiments were also conducted with submicroscopic particles in the forms of smokes having 45,000 to 50,000 particles per cubic centimeter. The average retention of these submicroscopic particles was 63% for the ~~quartz~~ aluminium, and 46% for the quartz.

CONFIDENTIAL

Comparison of the degrees of retention of sub-microscopic and microscopic particles of both materials showed that:

- 1- submicroscopic particles of quartz are retained about 13% more than its ~~max~~ ^{microscopic particles} smallest ~~fractions~~ (0.3 to 1 micron)
- 2-submicroscopic particles of aluminium powder were retained 9% more than the larger ~~max~~ particles (0.3 to 1 micron) and 16% more than submicroscopic ^{quartz} particles, ~~of quartz.~~

^{Large} ~~the~~ amounts of microscopic (0.3 to 1 micron) and ~~microscopic~~ submicroscopic particles are frequently observed in all types of factories. It is therefore very important to determine some method for decreasing the degree of retention, which ^{is} ~~is~~ ^{significantly} is very high (as can be seen from the data).

Studies were also conducted to determine the retention of a mixture of quartz dust (90%) and aluminium powder (10%). The concentration of the test smoke was 3,500 particles per cubic ~~centimeter~~ centimeter. On the whole the retention was similar ^{to the} ~~in amount~~ ^{of} ~~to~~ retention of ~~the~~ ^{other} ~~separate~~ substances, while the ^{overall} ~~general~~.

retention of microscopic particles of the mixture was slightly less than the retention of aluminium and quartz, when tested separately. From this it can be seen that the addition of 10% of aluminium powder to quartz greatly changed the nature of the retention. This is of interest as it opens up the possibility of lowering the retention of quartz by judicious additions of some ~~with~~ other substances, ^{powders.}

Other experiments were conducted to determine the

CONFIDENTIAL

CONFIDENTIAL

degree of ^{according to} retention ~~from~~ the concentration of the air ^{inhaled,} ~~which was~~ ~~exhaled~~ being breathed. It was found that with concentrations of 50,000 submicroscopic particles of aluminium powder per cubic centimeter, about 57% was retained, but ~~if~~ ^{when this} the concentration was increased three times (150,000 particles per cubic centimeter) the retention increased to

Table 3 - Retention of Microscopic Particles of Aluminium Powder of various concentrations (average).

Experimental volumes	Number of particles per cubic centimeter inhaled during respiration	Retention in lungs	
		absolute	%
A			
B			
C			

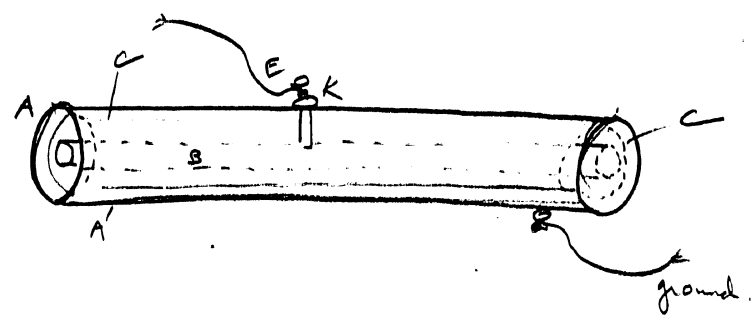
precipitation in a cylindrical condenser. The uncharged particles, which ~~are~~ are not affected by the field, ^{do} ~~are~~ not precipitated and emerge from the condenser without any change. Particles of given specific dimensions have corresponding saturation potentials, at which all ^{they} ~~charged~~ particles are precipitated in the condenser. The apparatus incorporates a simple

CONFIDENTIAL

CONFIDENTIAL

Oven's ^{counter} ~~calculator~~ I, which is coupled up with a pipe.
This pipe is connected into a condenser by the staple

Fig 7 - Diagram of Condenser for determining the amount
of charged particles of aerosols -
A - outer covering of condenser, B - inside pipe -
C - humidifying paper, E - post, K - condenser -



abrasive
factories Iuzni Lomonosov and "Proletarij" and the turning shop of ~~the~~ ^{sites}
the factory "Il'ich" were selected as the experimental ~~locales~~.

The dusts found at these places can be classed as the disintegrated
type of aerosols, and many tribo-electric particles are present
in the air. The amount of these charged particles varied with
the type of machining process in the ^{immediate} vicinity. Table 4 shows the
relative ^{ly} large amounts of charged particles which were found in
some of the ~~workshops~~.

CONFIDENTIAL

CONFIDENTIAL

Owen's ^{counter} ~~calculator~~ I, which is coupled ~~up~~ with a pipe. This pipe is converted into a condenser by the simple expediency of inserting a metallic core through which ~~the~~ ^{electrical} currents are passed. The ^{outside} pipe ~~is~~ grounded.

With this apparatus (Fig 7) it is possible to determine the degree of charge on the particles of the aerosol.

see Fig 7 →

The air which is being examined passes in ^{view} ~~front~~ of the lens of an ultra microscope, thus permitting a count of the submicroscopic particles. The Owen's counter was used to determine the number of microscopic particles. The particles were strongly illuminated and magnified 1,000 times, ~~so as~~ ^{and} to permit ^{ed} a ~~general~~ ^{all} count of the particles. The amount of ~~the~~ ^{inhaled} particles in the ~~expirated~~ ^{was} air ~~are~~ ⁱⁿ ~~ratio~~ compared with the number of particles in the air prior to ^{inhalation} ~~respiration~~ thus establishing a ~~retention~~ ^{ratio}, as well as fixing the degree of retention.

An attempt was made to determine the amount of charged particles which could be detected in the air of a factory. The lathe shop of the porcelain ~~factory~~ ~~factories~~ ~~Imeni Lomonosov~~ and "Proletary" and the turning shop of ~~the~~ ^{abrasive} the factory "Il'ich" were selected as the experimental ^{sites} ~~localities~~.

The dusts found at these places can be classed as the disintegrated type of aerosols, and many tribo-electric particles are present in the air. The amount of these charged particles varied with the type of machining process in the ^{immediate} vicinity. Table 4 shows the relative ^{ly} large amount of charged particles which were found in some of the ~~work~~shops.

CONFIDENTIAL

CONFIDENTIAL

Table 4 - Percent. of Charged Particles of Dust in Shops with different machining process -

Location	Site of taking sample	Total number of particles 1cc	Number of particles going through the condenser (micrometer)	Number of charged particles.	% charged particles
D'ick Factory	Sifting shops				
Milling shop Factory main homerosov.	In rooms Dish turning shop - vertical flanging - tools				
Lathe shop	Small dish turning shop In rooms				
Proletary Factory Lathe shop	Small dish turning shop				

CONFIDENTIAL

Smear table 4

As can be seen from the ^{above} table, the largest amount of charged particles were observed in the ~~Aluminum~~ Factory "Il'ich" where carborundum was being milled. On the average ~~there were~~ 78.9% ^{of the particles were} charged particles. In the "Proletariy" Factory, where small porcelain articles were being ground and finished, the amount of charged particles was about 45.4%. Data obtained from the Porcelain Factory Ibram Lomonosov showed that the type of machining process had much to do with the amount of charged particles which were observed in the air. For example, ~~in~~ in shops where large plates were being turned the amount of charged particles was about 59%, while in shops where medium sized plates were being turned on vertical machine tools the amount of charged particles was 40.4%. In shops where very small items were turned ~~by~~ manually the number of charged particles was only 32.9%.

Experiments were conducted on marshallite containing air at the "Il'ich" Factory ^{and air filled with} medical aluminium powder, produced by the VAMI Laboratories specially for the experiments, and kaolin dust.

The microphotographs (fig 5 and 6, available in the original document) obtained with the aid of an electron microscope show the relative sizes and dispersion of the aluminium and kaolin powder. The following dispersions were observed: ^{aluminium - particles} 59% for ~~particles~~ less than 1 micron, 27.3% for particles from 1 to 3 microns, 3.7% for particles of 3 to 5 microns ^{2 - kaolin -} and 85.9% for particles less than 1 micron, 13.6% for particles from 1 to 3 microns and 0.5% for particles from 3 to 5 microns (kaolin).

CONFIDENTIAL

CONFIDENTIAL

The experiment was conducted in two stages: two tests were made of the air which was ~~breathed in~~ ^{inhaled} and two tests of the air which was being ~~breathed out~~ ^{exhaled}. The first run was made without any charge on the condenser, the second run was made with a 400 volt charge on the condenser.

Microscopic examination of the samples ~~permitted~~ ^{ed} determination of the percentage content of ~~charged particles~~ ^{charged} particles ~~in the inhaled and the exhaled air~~ ^{inhaled exhaled}. With these facts it is simple to determine the number of charged particles ~~which exist in the general air~~ ^{present} (of the particular shop).

A total of 350 tests were made to determine the ~~retention~~ ^{degree of} ~~number of~~ ^{according to average} particles, as well as a study of each particle as to ability (to determine whether it was charged or not charged). It was determined that the retention of charged particles was higher than the retention of uncharged particles, for all the tested dusts. Results of tests with marshallite and aluminum powder are shown in tables 5 and 6.

Table 5 - Marshallite Powder

Experimental volunteers	General amount of particles P_0	Number of uncharged particles P_1	Number of charged particles P_2	$\frac{P_2 \cdot 100}{P_0}$ in %
M Inhalation Exhalation Retention % Retention				
I Inhalation Exhalation Retention % Retention				

CONFIDENTIAL

CONFIDENTIAL
 Aluminum Powder Dust

Table 6

Test no	M	P ₀	P ₁	P ₂	$\frac{P_2 - 100}{P_0 - 100}$ %
15,000 particles per cc	Inhalation Exhalation Retention				
1,000 particles per cc	Inhalation Exhalation Retention				

Results obtained with marshallite powder were of the greatest interest (table 5). In the case of L, where the general retention was 52.9%, only 10.5% of the uncharged particles were retained while 74.6% of the charged particles were retained. ^{Case} ~~Experiment I~~ had a general retention of 41.4%, ^{where} ~~where~~ 16% of the uncharged particles were retained and 70% of the charged particles were retained. The percent of charged particles in the retained dust was 80.

~~These~~ ^{cases} tests with aluminum dust were made only on L and but different concentrations were used: 15,000 and 1000 particles per cubic centimeter. Where the general retention was 56.6 and 43 percent, the retention of uncharged particles was 31.2 and 22% while the retention of charged particles was 66 and 65.8%. The percent of charged particles in the retained dust was 84 and 82% respectively.

Similar data were also obtained for kaolin.

Analysis of data on the retention of charged particles on the basis of dispersion showed that the smallest particles (less than 1 micron and from 1 to 3 microns), particularly those particles which were smaller than 1 micron, ^{comprise} ~~are~~ the greater part of the retained dusts. Thus it can be stated that the charge of particles ^{is largely responsible for} ~~has much to do with~~ the degree of retention.

CONFIDENTIAL