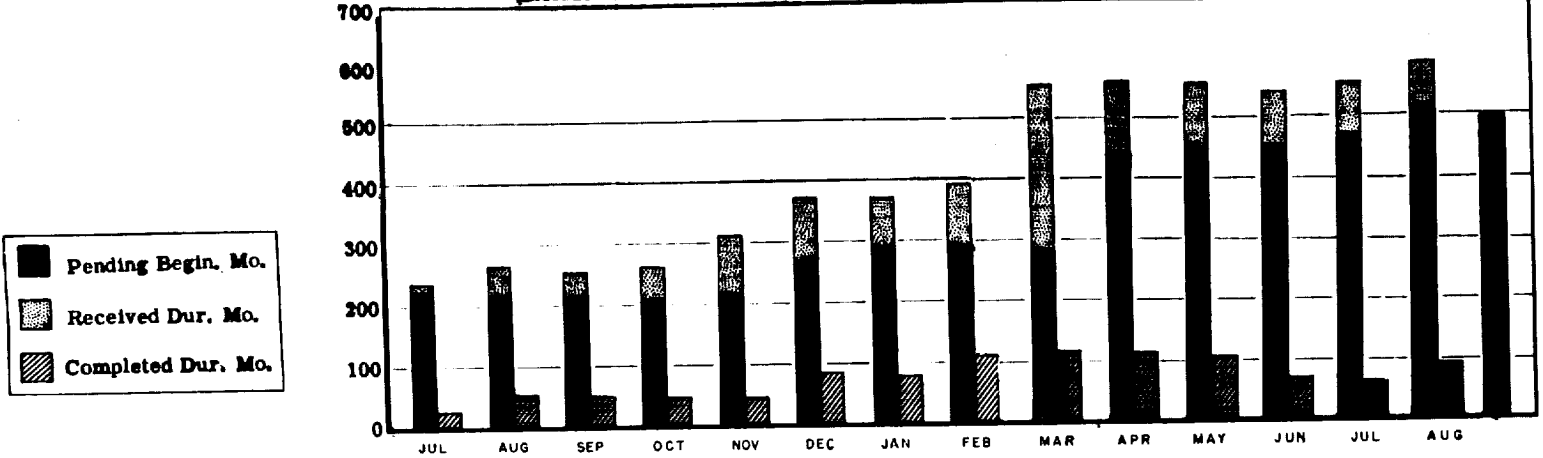


SECRET

July 50

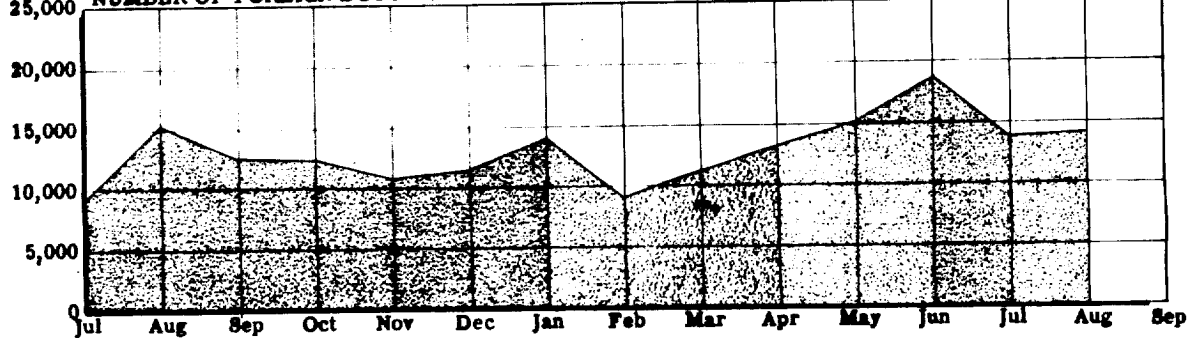
OO - FOREIGN DOCUMENTS DIVISION

ANALYSIS OF COLLECTION DIRECTIVES
(Includes all directed collection effort, i.e., CD's, OBI and OSI requests, etc.)



Number CD's	1948		1949												Aug	406
	Period Jul-Dec	Period Jan-Jun	Jul	Aug	Sep	Oct	Nov	Dec	Jan	Feb	Mar	Apr	May	Jun		
Pending Begin. Mo.	133	216	220	213	213	200	214	264	288	288	282	437	448	449	470	490
Specific CD's	80	147	146	141	141	131	138	184	204	203	198	349	355	351	372	383
Cont. & Guide Type	53	69	74	72	72	75	76	80	84	85	84	88	93	98	98	97
Received Dur. Mo.	229	268	16	52	41	55	95	108	81	104	273	125	108	90	65	95
Completed Dur. Mo.	146	264	23	52	48	47	45	84	81	110	118	114	107	69	65	89

NUMBER OF FOREIGN DOCUMENTS RECEIVED AND SCREENED FOR POTENTIAL INTELLIGENCE



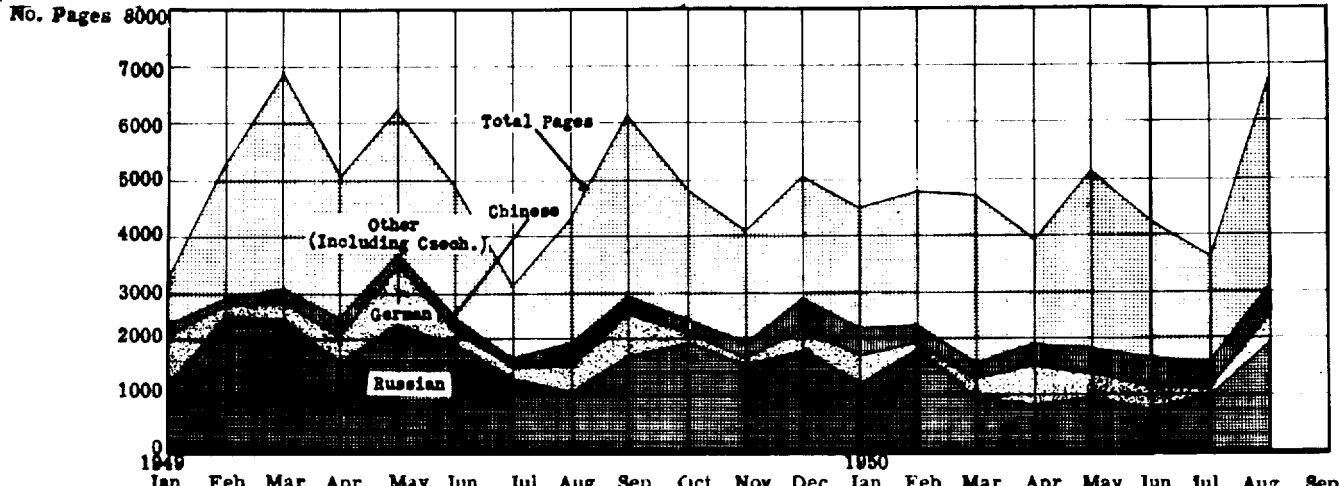
TYPE & SOURCE	1949		1950												Aug	Sep
	Jan-Jun Total	Jul	Aug	Sep	Oct	Nov	Dec	Jan	Feb	Mar	Apr	May	Jun	Jul		
NEWSPAPERS	62525	8678	13533	10952	9921	8590	9209	11587	7340	9201	11232	13313	16489	11561	12075	
From: State	48177	6648	8571	4478	3472	1534	3960	3365	682	783	519	1589	929	325	11	
Army	283	-	8	12	-	-	412	662	161	497	1242	1052	1551	430	1284	
Navy	-	-	-	-	-	1	-	-	-	-	-	-	-	-	127	
CIA	3577	5	384	469	58	772	234	3206	331	138	156	349	563	654	1015	
CIA-purchased	8174	1885	4562	5993	6391	6283	5558	4344	6074	7564	9141	9841	13223	9969	9199	
Other	2314	140	8	-	-	-	44	10	92	219	174	482	293	183	439	
PERIODICALS	7906	439	1107	863	1914	1383	1765	1730	1278	1493	1651	1416	1687	1687	1565	
From: State	3230	129	453	232	260	26	40	158	71	82	44	62	10	79	6	
Army	99	7	64	59	-	-	279	338	264	283	425	231	376	678	122	
Navy	115	-	-	48	60	30	25	37	32	14	51	6	6	8	36	
CIA	1399	3	66	216	451	337	783	323	241	294	253	172	166	41	447	
CIA-purchased	1115	196	471	180	1090	938	566	769	366	530	671	596	875	673	786	
Other	1948	104	53	129	63	82	99	105	304	290	207	349	254	308	179	
OTHER DOCUMENTS	2494	135	682	655	499	786	480	672	972	574	477	578	715	629	615	
From: State	200	6	10	33	7	33	43	123	4	14	4	17	30	5	2	
Army	96	14	13	13	1	115	42	16	99	81	31	82	32	172	130	
Navy	1	-	6	1	-	2	-	13	3	1	2	-	1	-	-	
CIA	589	43	257	506	264	509	343	338	324	285	339	394	477	172	247	
CIA-purchased	249	65	396	102	136	127	132	172	91	122	82	150	143	163	71	
Other	1359	7	-	-	-	-	-	10	52	71	9	35	32	117	65	
TOTAL NO. DOC.	72925	9252	15322	12470	12334	10759	11434	13959	9190	11268	13360	15307	18891	13877	14155	

SECRET

SECRET

00 - FOREIGN DOCUMENTS DIVISION

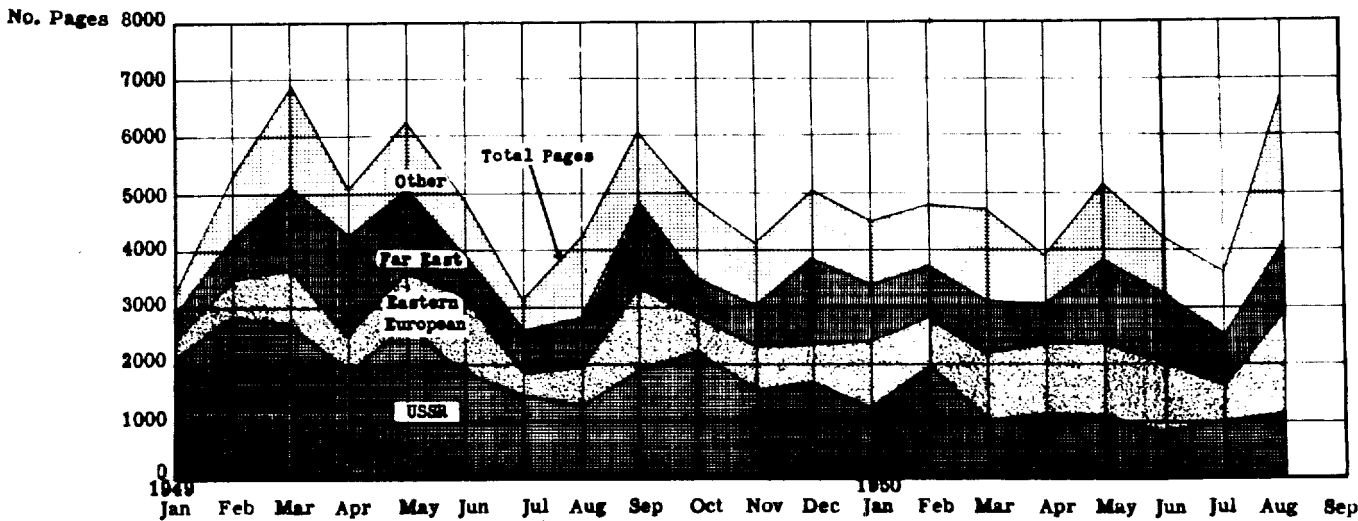
PAGE PRODUCTION BY LANGUAGE COVERAGE



	Jan	Feb	Mar	Apr	May	Jun	Jul	Aug	Sep	Oct	Nov	Dec	Jan	Feb	Mar	Apr	May	Jun	Jul	Aug	Sep
Russian	1215	2440	2345	1616	2282	1904	1252	1087	1742	1929	1546	1751	1198	1788	955	898	945	744	886	1975	
German	882	375	478	543	1106	318	233	447	776	156	106	833	549	109	283	624	408	565	135	677	
Chinese	266	143	287	282	266	170	139	429	479	393	288	555	482	388	347	396	500	522	452	383	
Czech	61	65	195	62	66	388	190	23	321	236	230	23	176	174	300	68	187	66	43	76	
Other *	938	2273	3805	2548	2613	2150	1439	2289	2811	2132	1963	2090	2104	2338	2840	1930	3186	2582	2002	3592	
TOTAL	3352	5286	6910	5041	6283	4930	3193	4255	6129	4846	4133	5052	4511	4797	4725	3916	5156	4259	3618	6703	

* "Other" includes Japanese, Korean, Malay, French, Dutch, Swedish, Finnish, Polish, Turkish, Greek, etc.

PAGE PRODUCTION BY AREA COVERAGE



	Jan	Feb	Mar	Apr	May	Jun	Jul	Aug	Sep	Oct	Nov	Dec	Jan	Feb	Mar	Apr	May	Jun	Jul	Aug	Sep
USSR	2148	2850	2797	1966	2716	1944	1413	1257	1961	2222	1553	1736	1263	1976	1041	1149	1136	853	1015	2239	
Eastern Europe	390	656	934	590	927	1272	401	733	1403	616	808	638	1149	808	1157	1213	1229	1164	597	710	
Far East	462	839	1414	1795	1460	722	788	812	1491	711	655	1519	1003	947	935	660	1510	1261	903	1061	
Near East/Africa	319	724	1434	472	1026	855	636	1272	1040	1091	1005	1008	970	943	1151	676	680	754	862	2484	
Northern	15	21	136	53	78	63	63	116	72	185	6	47	15	36	114	44	23	103	63	13	
Western Europe	4	110	191	24	76	6	2	23	187	-	77	109	53	71	287	174	372	34	183	118	
Latin America	24	66	2	137	-	39	-	42	3	21	29	8	56	17	40	-	4	-	13	81	
Worldwide	-	-	-	-	-	-	-	-	-	-	-	-	-	-	-	-	-	90	2	-	
TOTAL	3352	5286	6910	5041	6283	4930	3193	4255	6129	4846	4133	5052	4511	4797	4725	3916	5156	4259	3618	6703	

SECRET

00-FOREIGN DOCUMENTS DIVISION

MONTHLY PAGE PRODUCTION BY SUBJECT AND AREA COVERAGE

	1950											
	Jan	Feb	Mar	Apr	May	Jun	Jul	Aug	Sep	Oct	Nov	Dec
ECONOMIC:												
Area: USSR	246	396	418	435	524	371	368	521				
Eastern Europe	770	454	722	426	607	558	325	312				
Western Europe	8	26	253	151	254	-	20	-				
Northern	7	11	2	40	18	7	63	13				
Near East	180	154	445	172	176	166	251	506				
Far East	384	353	424	167	477	573	240	165				
Latin America	56	11	-	-	-	-	-	76				
Total	1,651	1,405	2,264	1,391	2,056	1,675	1,267	1,593				
MILITARY												
Area: USSR	11	91	67	91	134	21	21	8				
Eastern Europe	55	54	147	298	220	91	47	32				
Western Europe	-	-	2	-	-	-	-	-				
Northern	-	23	2	-	-	-	-	-				
Near East	14	36	34	34	20	32	15	454				
Far East	87	113	95	55	177	88	82	487				
Latin America	-	-	-	-	-	-	-	5				
Total	167	317	347	478	551	232	165	986				
POLITICAL												
Area: USSR	89	85	42	147	13	32	53	204				
Eastern Europe	79	148	175	211	204	266	155	213				
Western Europe	23	20	22	-	80	26	6	34				
Northern	-	-	4	-	-	-	-	-				
Near East	335	278	412	291	549	400	386	473				
Far East	211	244	292	314	400	266	354	210				
Latin America	2	-	40	-	-	-	-	-				
Total	739	775	987	963	1,246	990	956*	1,134				
BIOGRAPHICAL												
Area: USSR	-	-	7	3	19	10	165	32				
Eastern Europe	3	61	34	26	44	4	21	71				
Western Europe	-	9	5	-	18	3	113	-				
Northern	7	-	40	1	-	-	-	-				
Near East	397	441	229	125	81	106	167	801				
Far East	257	60	54	69	340	243	138	109				
Latin America	-	-	-	-	-	-	-	-				
Total	664	571	369	224	502	366	604	1,013				
SCIENTIFIC												
Area: USSR	893	396	484	439	360	359	397	1,452				
Eastern Europe	60	29	12	47	124	197	9	49				
Western Europe	19	5	5	-	22	3	14	2				
Northern	1	1	66	1	5	96	-	-				
Near East	-	2	2	9	1	12	-	10				
Far East	-	135	4	-	32	29	4	1				
Latin America	-	-	-	-	-	90	13	-				
Total	973	568	573	496	544	786	437	1,514				
SOCIOLOGICAL												
Area: USSR	-	776	4	19	13	52	5	7				
Eastern Europe	60	58	31	193	14	38	23	21				
Western Europe	3	2	-	23	-	-	-	79				
Northern	-	-	-	2	-	-	-	-				
Near East	42	31	29	45	52	30	41	238				
Far East	50	37	64	53	79	62	51	85				
Latin America	-	-	-	-	-	-	-	-				
Total	155	904	128	335	158	182	120	430				
GEOGRAPHICAL												
Area: USSR	24	232	19	15	73	8	6	15				
Eastern Europe	122	4	36	12	16	10	17	12				
Western Europe	-	9	-	-	-	2	10	-				
Northern	-	1	-	-	-	-	-	-				
Near East	2	-	-	-	1	8	2	2				
Far East	14	5	2	2	5	-	34	4				
Latin America	-	6	-	-	4	-	-	-				
Total	162	257	57	29	99	28	69	33				

* Includes 2 in Worldwide category.

00-FOREIGN DOCUMENTS DIVISION

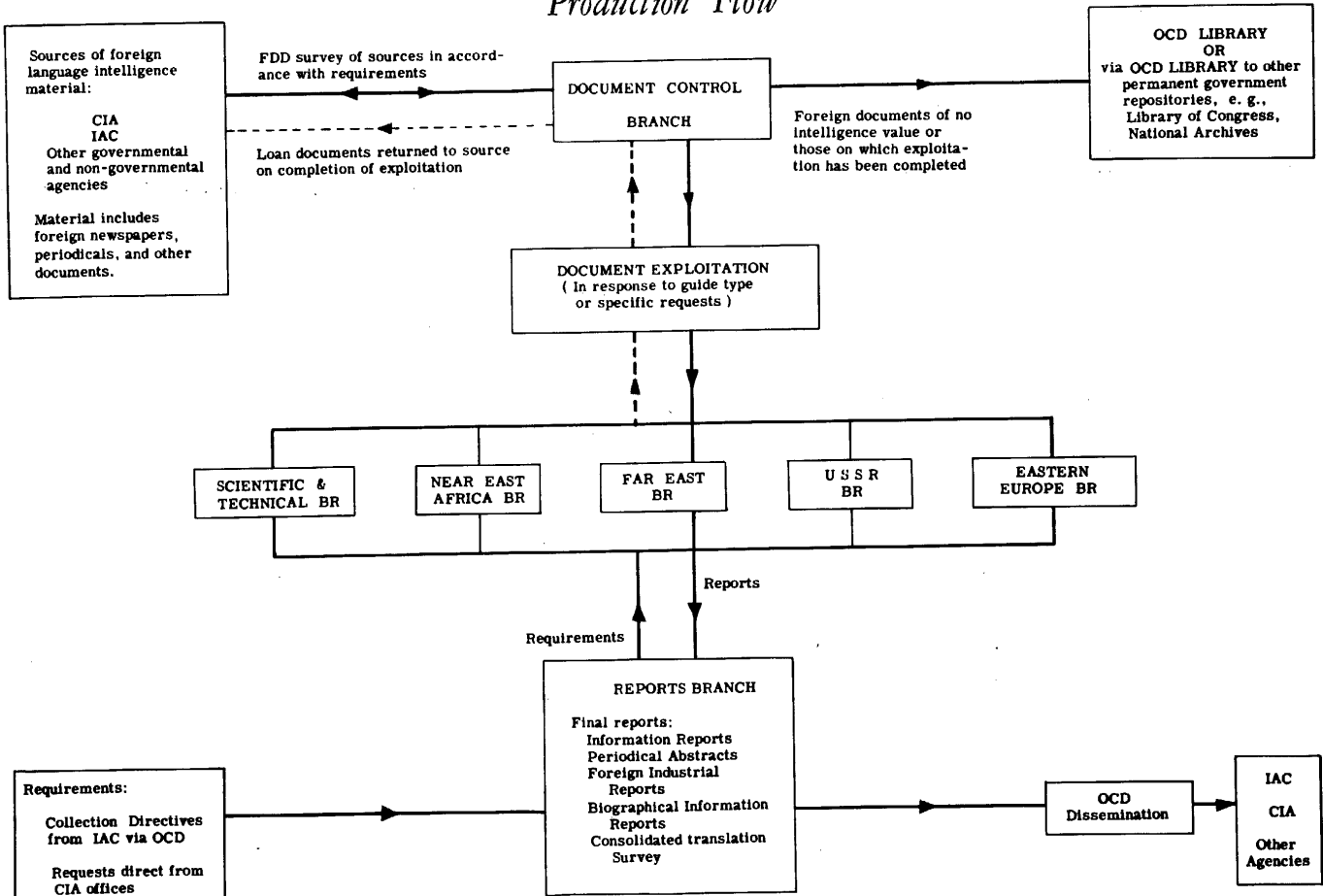
PERCENTAGE DISTRIBUTION OF WORKLOAD

TYPE OF ACTIVITY	1949			1950								
	Oct	Nov	Dec	Jan	Feb	Mar	Apr	May	Jun	Jul	Aug	Sep
FOREIGN DOCUMENT EXPLOITATION FOR INTELLIGENCE INFORMATION:	81.8%	77.8%	80.8%	77.2%	72.2%	75.4%	77.8%	78.9%	79.3%	80.4%	80.1%	76.5
Press:	36.4	35.0	39.6	42.0	37.4	37.9	41.3	40.0	41.7	42.3	40.6	40.7
USSR	7.2	9.0	11.2	12.0	9.5	8.4	9.0	8.3	9.9	11.0	8.6	9.9
Eastern Europe	6.0	5.6	7.2	6.4	5.5	6.4	7.6	7.1	8.3	6.6	8.1	7.8
Near East & Africa	8.6	8.0	8.0	10.4	9.8	9.0	8.8	8.7	8.7	8.8	8.4	7.8
Far East	13.6	11.6	11.2	11.2	11.8	12.9	14.9	14.8	13.8	14.5	13.7	14.3
Others	1.0	.8	2.0	2.0	.8	1.2	1.0	3.1	1.0	1.4	.8	14.3
Periodicals:	28.2	27.1	22.2	21.8	22.5	22.9	22.1	24.8	25.3	23.2	25.5	22.4
USSR	19.2	15.5	12.0	11.4	12.6	11.2	12.3	15.8	14.2	11.9	14.2	12.5
Eastern Europe	3.2	4.0	3.2	4.0	2.8	5.1	4.2	4.1	4.1	4.5	4.1	4.0
Near East & Africa	2.4	3.2	3.0	2.4	2.8	3.5	3.3	3.3	4.7	4.9	4.7	4.0
Far East	3.2	3.6	3.2	3.2	3.5	2.7	1.7	1.0	1.3	1.5	1.7	1.3
Others	.2	.8	.8	.8	.8	.4	.8	.6	1.0	.4	.8	.6
Other Documents:	17.2	15.7	19.0	13.4	12.3	14.6	14.4	14.1	12.3	14.9	14.0	13.4
USSR	7.0	6.2	7.0	5.6	6.9	8.4	8.2	7.1	5.5	7.4	6.8	6.5
Eastern Europe	4.8	3.2	4.8	3.2	1.9	2.3	2.1	2.1	1.3	1.8	1.7	2.5
Near East & Africa	3.0	3.5	4.0	3.0	3.1	3.1	3.3	3.3	3.3	3.3	3.2	2.5
Far East	2.4	2.8	3.2	1.6	.4	.8	.4	1.2	1.9	2.0	1.9	1.5
Others							.4	.4	.3	.4	.4	.4
FOREIGN DOCUMENT TRANSLATION:	10.2	13.4	10.4	14.0	19.9	16.6	14.2	13.4	12.3	11.8	12.4	16.3
USSR	2.2	2.0	1.8	2.8	3.7	4.3	2.9	1.5	2.4	2.9	2.8	4.9
Eastern Europe	3.2	3.6	3.2	4.0	7.5	3.3	3.1	2.7	2.3	2.5	2.2	3.8
Near East & Africa	2.4	2.4	1.0	2.0	3.2	3.1	3.1	4.5	3.1	3.1	2.0	3.8
Far East	1.6	4.2	4.0	4.8	5.1	5.5	4.7	4.5	4.5	3.1	2.0	3.4
Others	.8	1.2	.4	.4	.4	.4	.4	.2	-	.2	.4	.4
FOREIGN DOCUMENT SCREENING FOR POTENTIAL INTELLIGENCE VALUE:	8.0	8.8	8.8	8.8	7.9	8.0	8.0	7.7	8.4	7.8	7.5	7.2
TOTAL	100.0%	100.0%	100.0%	100.0%	100.0%	100.0%	100.0%	100.0%	100.0%	100.0%	100.0%	100.0

↓
 Oct
 78.3
 38.3
 9.8
 5.7
 7.1
 14.1
 16
 24.1
 13.1
 5.1
 4.1
 1.1
 16
 15.4
 5.7
 3.3
 2.5
 3.1
 .8
 14.0
 5.7
 3.4
 3.8
 .8
 .3
 7.7
 100.1

NOTE: Until FDD Table of Organization is filled, monthly percentage changes will reflect the assignment of new employees to T/O vacancies and not the changes in the flow of requirements or reduction of backlog.

Production Flow



00-FOREIGN DOCUMENTS DIVISION

SECRET

SECRET