

INFORMATION REPORT

COUNTRY East, Germany
SUBJECT VEB Funkwerk Koepenick: Administration; Trade Negotiations; New Developments; Manufacture of Ionosphere Transmitters; development of ultra-short wave transmitters and television transmitters
PLACE ACQUIRED
DATE OF INFO

CD NO.
DATE DISTR. 20 June 1957
NO. OF PAGES 2
NO. OF ENCLS.
SUPPLEMENT TO REPORT NO.

25X1
25X1

COPY

THIS DOCUMENT CONTAINS INFORMATION AFFECTING THE NATIONAL DEFENSE OF THE UNITED STATES WITHIN THE MEANING OF THE ESPIONAGE ACT 50 U.S.C. 31 AND 32, AS AMENDED. ITS TRANSMISSION OR THE REVELATION OF ITS CONTENTS IN ANY MANNER TO AN UNAUTHORIZED PERSON IS PROHIBITED BY LAW. REPRODUCTION OF THIS FORM IS PROHIBITED.

BECAUSE OF ILLEGIBILITY OF HEADQUARTERS COPY, FIELD REPORT HAS BEEN MICROFILMED

25X1

- 1. In October 1956, the following new branches were added to Funkwerk Koepenick:
a. Entwicklungsabteilung UKW und Fernsehsender (EFW) (Development Department for Very High Frequency and Television Transmitters) (band III) under the direction of Graduate Engineer Zimmermann (fnu).
b. Aussenstelle Rostock "Kundendienst See" (TPR) (Rostock Branch "Service Sea") under the direction of Fassmann (fnu).
c. Werkstatt Funknavigation (EF) (Workshop for Radio Navigation) under the direction of Bukalski (fnu).
d. VEB Funkwerk Koepenick-Kundendienst (LGK), Berlin-Oberschoeneweide, Wilhelminenhof Strasse 43, under the direction of Sauer (fnu).
2. Lange (fnu) took over the transmitter test field. In December 1956, Engineer Knust (fnu) (living in Berlin-Schoeneweide) was in charge of the quality control in Plants I and II.
3. A Rumanian government delegation visited VEB Funkwerk Koepenick and was especially interested in the construction of short-wave transmitters and television transmitters (F 4 and F 5 - 30 kW - band I). They promised to give orders, especially for a 30-kW (F 6) television transmitter to be delivered in mid-1958.
4. It was learned in the projecting section of VEB Funkwerk, Berlin-Koepenick, that the plant and the foreign trade agencies of the GDR negotiated with the People's Republic China for the delivery of coastal and ship radio navigation installations as radio beacon stations, direction finders, anticollision devices (radar) etc. In December 1956, the negotiations were said to be nearly concluded.

25X1

Handwritten initials 'tl' and '27'

CLASSIFICATION SECRET/NOFORN

Table with columns for STATE, NAVY, AIR, and DISTRIBUTION.

25X1

SECRET
U.S. OFFICIALS ONLY
CLASSIFICATION

COUNTRY	East Germany	REPORT		25X1
SUBJECT	Funkwerk Koenenick	DATE OF REPORT	22 May 1957	
		PLACE ACQUIRED		25X1
		LAST REPORT ON SUBJECT (If applicable)		
		ANNEXES	1 - photostat	25X1

1. In October 1956, the following new branches were added to Funkwerk Koenenick:
 - a. Entwicklungsabteilung UKW und Fernsehsender (EFW) (Development Department for Ultrashort-wave and Television Transmitters) (band III) under the direction of Graduate Engineer Zimmermann (fnu).
 - b. Aussenstelle Rostock "Kundendienst See" (TPR) (Rostock Branch "Service Sea") under the direction of Nassmann (fnu).
 - c. Werkstatt Funknavigation (EF) (Workshop for Radio Navigation) under the direction of Bukalski (fnu).
 - d. VEB Funkwerk Koenenick-Kundendienst (LGK), Berlin-Oberschoeneweide, Wilhelminenhof Strasse 49, under the direction of Sauer (fnu).
2. Lange (fnu) took over the transmitter test field. In December 1956, Engineer Knust (fnu) (living in Berlin-Schoeneweide) was in charge of the quality control in Plants I and II.
3. A rumanian government delegation visited VEB Funkwerk Koenenick and was especially interested in the construction of short-wave transmitters and television transmitters (F 4 and F 5 - 30 kW - band I). They promised to give orders, especially for a 30-kW (F 6) television transmitter to be delivered in mid-1958.
4. It was learned in the projecting section of VEB Funkwerk, Berlin-Koenenick, that the plant and the foreign trade agencies of the GDR negotiated with the People's Republic China for the delivery of coastal and ship radio navigation installations as radio beacon stations, direction finders, anticollision devices (radar) etc. In December 1956, the negotiations were said to be nearly concluded. No details were available.

25X1

SECRET - U.S. OFFICIALS ONLY

- 2 -

25X1

6. The following transmitters were to be developed by VEB Funkwerk Koepenick in 1957:
- a. A 10-kW ultrashort-wave transmitter, with model construction in the second and third quarter and testing in the fourth quarter of 1957;
 - b. A 10-kW television transmitter (band III), with model construction in the third and fourth quarter of 1957 and testing in 1958.

Shortage of personnel made it difficult to carry out these tasks.

6. Ionosphere transmitters are so-called impulse transmitters to emit signals to the ionosphere up to approximately 200 km height, depending on the frequency. The signals can automatically pass through the entire frequency range from 0.5 to 20 megacycles. Since not more than 10 transmitters of that type could be ready in time for the Geophysical Year and the USSR had ordered a much larger number of them, they were possibly designed for two other purposes:
- a. Exploration by echo reception of the different conditions in the ionosphere. Transmitters spread over larger areas (countries, continents) would hold out the possibility of establishing ionosphere weather maps.
 - b. Directing of flying objects in high spheres or influencing of foreign flying objects.

The first series of 10 transmitters of that type to be completed at Funkwerk Koepenick in 1957 was to be delivered to the USSR, Czechoslovakia and possibly Poland. A Soviet commission visiting the plant in December 1956 was urgent that another 20 transmitters be delivered as soon as possible. China was said to be interested in the delivery of approximately 100 transmitters of that type.

7. The enlarged program (August 1956) of VEB Funkwerk Koepenick provided for the construction of tube test oscillators.¹

1. Comment. For diagram of the tube test oscillators, see Annex.

25X1

SECRET - U.S. OFFICIALS ONLY

32E-11-18-91

25X1

INFORMATION REPORT

CD NO.

COUNTRY East Germany
SUBJECT VEB Funkwerk Koenigk: Administration;
Trade Negotiations; New Developments;
Manufacture of Ionosphere Transmitters

DATE DISTR. 20 June 1957
NO. OF PAGES 2

PLACE ACQUIRED
DATE OF INFO.

NO. OF ENCLS. 25X1
SUPPLEMENT TO REPORT NO.

THIS DOCUMENT CONTAINS INFORMATION AFFECTING THE NATIONAL DEFENSE OF THE UNITED STATES WITHIN THE MEANING OF THE ESPIONAGE ACT 50 U.S.C. 31 AND 32, AS AMENDED. ITS TRANSMISSION OR THE REVELATION OF ITS CONTENTS IN ANY MANNER TO AN UNAUTHORIZED PERSON IS PROHIBITED BY LAW. REPRODUCTION OF THIS FORM IS PROHIBITED.

1. In October 1956, the following new branches were added to Funkwerk Koenigk:
 - a. Entwicklungsabteilung UKW und Fernsehsender (EFW) (Development Department for Very High Frequency and Television Transmitters) (band III) under the direction of Graduate Engineer Zimmermann (fnu).
 - b. Aussenstelle Rostock "Kundendienst See" (TPR) (Rostock Branch "Service Sea") under the direction of Passmann (fnu).
 - c. Werkstatt Funknavigation (EF) (Workshop for Radio Navigation) under the direction of Bukalski (fnu).
 - d. VEB Funkwerk Koenigk-Kundendienst (LGK), Berlin-Oberschoeneweide, Wilhelminenhof Strasse 43, under the direction of Sauer (fnu).
2. Lange (fnu) took over the transmitter test field. In December 1956, Engineer Knust (fnu) (living in Berlin-Schoeneweide) was in charge of the quality control in Plants I and II.
3. A Rumanian government delegation visited VEB Funkwerk Koenigk and was especially interested in the construction of short-wave transmitters and television transmitters (F 4 and F 5 - 30 kW - band I). They promised to give orders, especially for a 30-kW (F 6) television transmitter to be delivered in mid-1958.
4. It was learned in the projecting section of VEB Funkwerk, Berlin-Koenigk, that the plant and the foreign trade agencies of the GDR negotiated with the People's Republic China for the delivery of coastal and ship radio navigation installations as radio beacon stations, direction finders, anticollision devices (radar) etc. In December 1956, the negotiations were said to be nearly concluded.

25X1

[Redacted area]

25X1

CLASSIFICATION SECRET/NOFORN

STATE	<input checked="" type="checkbox"/>	NAVY	<input checked="" type="checkbox"/>	ARMY	<input checked="" type="checkbox"/>	DISTRIBUTION			
ARMY	<input checked="" type="checkbox"/>	AIR	<input checked="" type="checkbox"/>	FCI	<input type="checkbox"/>	<input type="checkbox"/>	<input type="checkbox"/>	<input type="checkbox"/>	<input type="checkbox"/>

25X1

SECRET -
NOFORN

- 2 -



25X1


- 6. The following transmitters were to be developed by VEB Funkwerk Koepenick in 1957:
 - a. A 10-KW very high frequency transmitter, with model construction in the second and third quarter and testing in the fourth quarter of 1957;
 - b. A 10-KW television transmitter (band III), with model construction in the third and fourth quarter of 1957 and testing in 1958.

Shortage of personnel made it difficult to carry out these tasks.

- 6. Ionosphere transmitters are so-called impulse transmitters to emit signals to the ionosphere up to approximately 200 km height, depending on the frequency. The signals can automatically pass through the entire frequency range from 0.5 to 20 megacycles. Since not more than 10 transmitters of that type could be ready in time for the Geophysical Year and the USSR had ordered a much larger number of them, they were possibly designed for two other purposes:
 - a. Exploration by echo reception of the different conditions in the ionosphere. Transmitters spread over larger areas (countries, continents) would hold out the possibility of establishing ionosphere weather maps.
 - b. Directing of flying objects in high spheres or influencing of foreign flying objects.

The first series of 10 transmitters of that type to be completed at Funkwerk Koepenick in 1957 was to be delivered to the USSR, Czechoslovakia and possibly Poland. A Soviet commission visiting the plant in December 1956 was eager that another 20 transmitters be delivered as soon as possible. China was said to be interested in the delivery of approximately 100 transmitters of that type.

- 7. The enlarged program (August 1956) of VEB Funkwerk Koepenick provided for the construction of tube test oscillators.

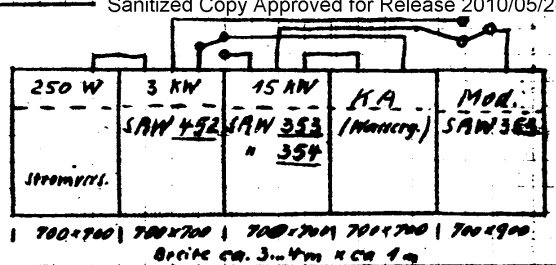


25X1

SECRET -
NOFORN

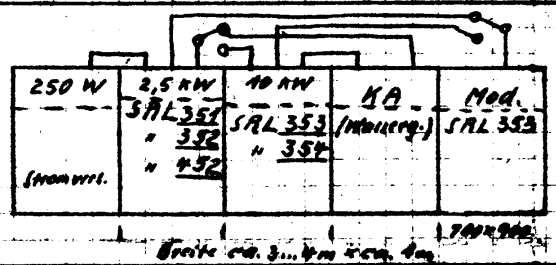
Röhren-Prüfstand (Erweitertes Programm)

Adressen u. Frequenz
 1) SAW 353
 2) " 354
 3) " 452
 ①
 30 MHz
 + Mod.
 dyn.



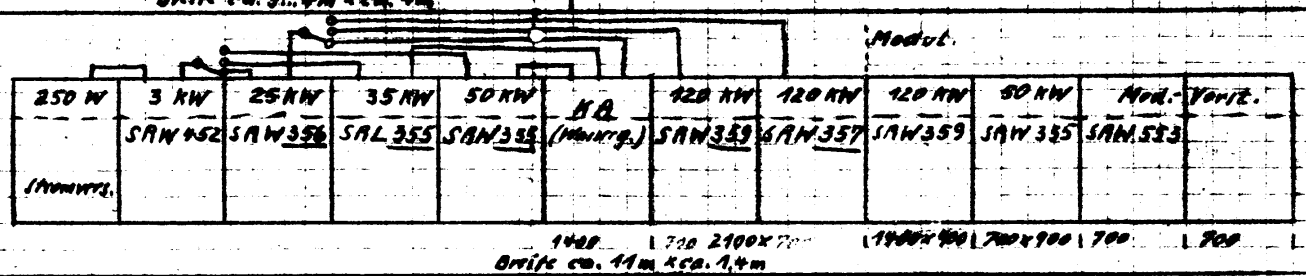
	Vorgeschalt.	Projekt	Auftrag	von
①	15.12.56	3 Mon.	15 Mon.	6 Mon.
②	15.12.56	3 Mon.	16 Mon.	
③	15.12.56	3 Mon.	18 Mon.	
④	15.12.56	3 Mon.	16 Mon.	

1) SAL 351
 2) " 352
 3) " 452
 4) " 353
 5) " 354
 ②
 3 MHz
 dyn. stat.

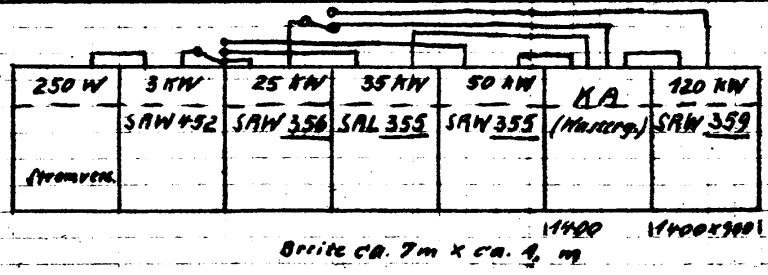


	~ Bedarf	Wasser	Luft
①	55	L/min	
②	20	"	
③	660	"	4 m/min
④	400	"	2 "

1) SAL 355
 2) SAW 355
 3) " 356
 4) " 357
 5) " 359
 ③
 3 MHz
 dyn. + Mod.
 stat.



1) SAL 353
 2) SAW 353
 3) " 356
 4) " 359
 ④
 1) 3) 4) 30 MHz
 2) 20 MHz
 dyn.



Bei den Röhrentypen:
 S = sende - W = Wasser - Küh-
 A = Höhe - L = Luft - Lang
 27.7.56