

Approved For Release 2003/12/02 : CIA-RDP80-00926A002900050023-2

25X1

XVI International Congress of Ophthalmology  
London

17th—22nd July, 1950

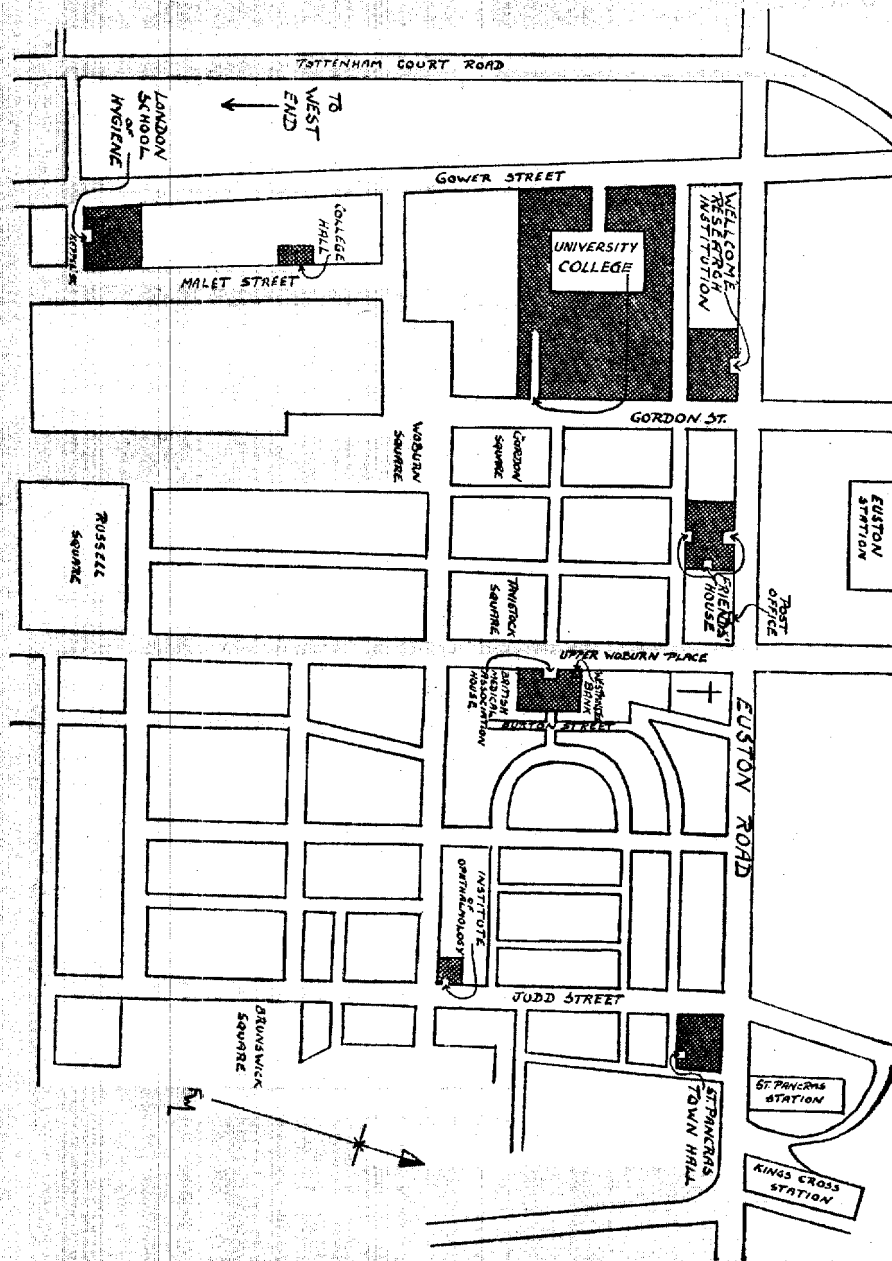
*Patrons: Their Majesties The King and Queen*

25X1



59  
FINAL PROGRAMME

Approved For Release 2003/12/02 : CIA-RDP80-00926A002900050023-2



Approved For Release 2003/12/02 : CIA-RDP80-00926A002900050023-2

XVI International Congress of Ophthalmology  
London

17th—22nd July, 1950

---

*Patrons: Their Majesties The King and Queen*

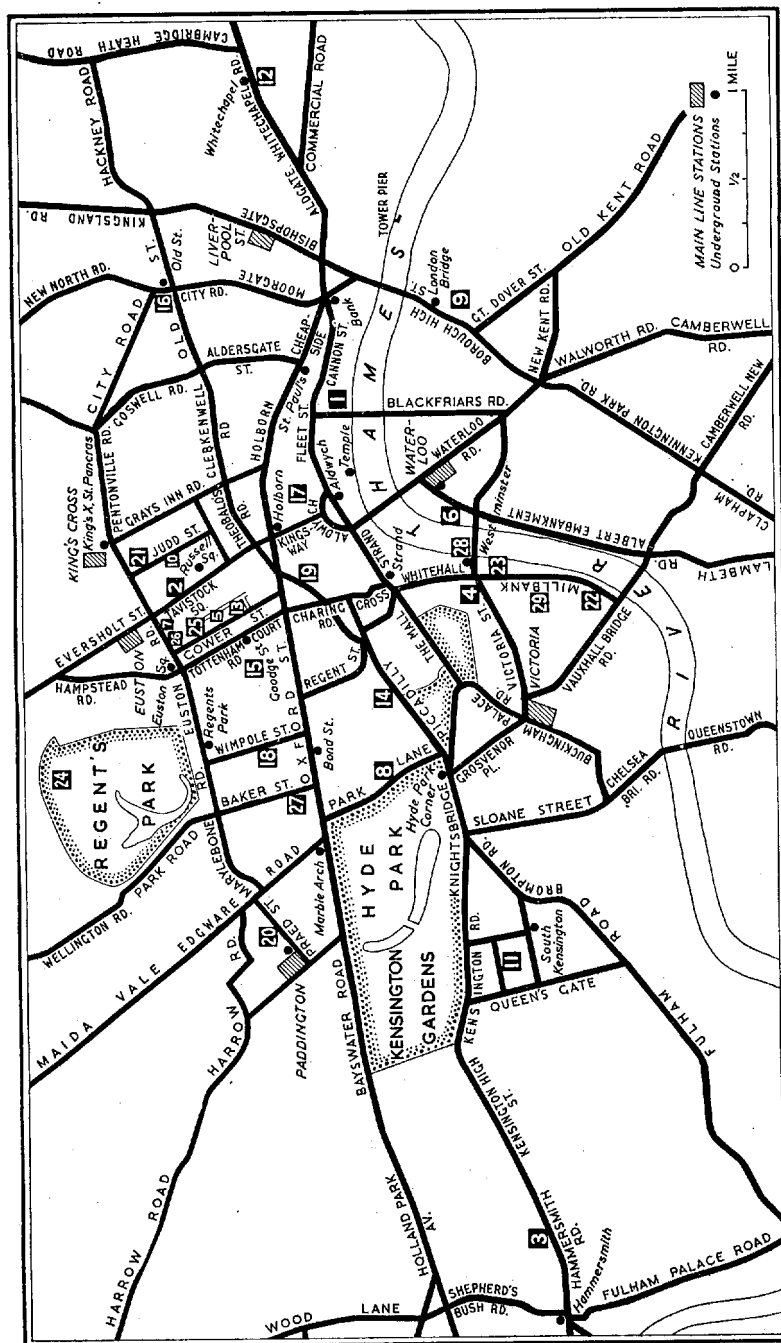
---

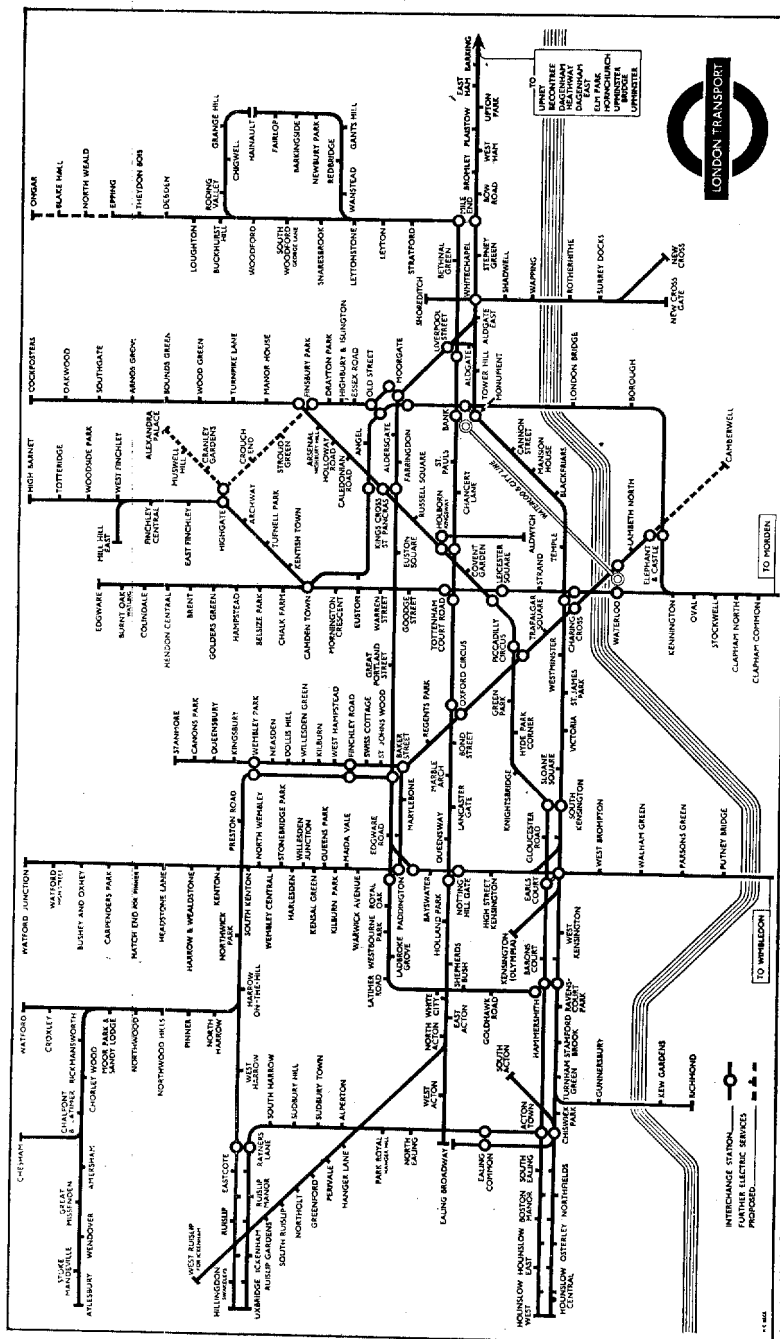
FINAL PROGRAMME

Approved For Release 2003/12/02 : CIA-RDP80-00926A002900050023-2

### NUMERICAL INDEX FOR MAP

1. Apothecaries' Hall—Blackfriars Lane, E.C.4.
2. British Medical Association—B.M.A. House, Tavistock Square, W.C.1.
3. Cadby Hall—W.14.
4. Central Hall—Westminster, S.W.1.
5. College Hall—Malet Street, W.C.1.
6. County Hall—Westminster Bridge, S.E.1.
7. Friends' House—Euston Road, N.W.1.
8. Grosvenor House—Park Lane, W.1.
9. Guys Hospital—St. Thomas's St., London Bridge, S.E.1.
10. Institute of Ophthalmology—Judd Street, W.C.1.
11. Imperial College—Prince Consort Road, S.W.7.
12. London Hospital—Turner Street, E.1.
13. London School of Hygiene & Tropical Medicine—Keppel Street, W.C.1.
14. Messrs. Thomas Cook & Son—Berkeley Street, Piccadilly, W.1.
15. Middlesex Hospital—Mortimer Street, W.1.
16. Moorfields Eye Hospital—City Road, E.C.1.
17. Royal College of Surgeons—Lincoln's Inn Fields, W.C.2.
18. Royal Society of Medicine—1 Wimpole Street, W.1.
19. Royal Westminster Ophthalmic Hospital—High Holborn, W.C.1.
20. St. Mary's Hospital—Norfolk Place, Paddington, W.2.
21. St. Pancras Town Hall—Euston Road, N.W.1.
22. Tate Gallery—Millbank, S.W.1.
23. The House of Lords—London, S.W.1.
24. The Zoological Society of London—Regents Park, N.W.1.
25. University College—Gower Street, W.C.1.
26. Wellcome Research Institution—183 Euston Road, N.W.1.
27. Wellcome Historical Museum—Portman Square, W.1.
28. Westminster Pier—S.W.1.
29. Westminster Hospital—Horseferry Road, S.W.1.





	PAGE
Anatomical Congress, Oxford ... ..	96
Associate Members, List of ... ..	127
Badges ... ..	22
Bank ... ..	22
Bowman Memorial Service ... ..	40
Car Parking ... ..	23
Catering arrangements ... ..	22
Closing Ceremony ... ..	41
Committee, Executive ... ..	13
Committee, General ... ..	14
Committee of Honour ... ..	13
Congress, guide to ... ..	9
Council, International ... ..	16
Cook, Messrs. Thomas, & Son Ltd. ... ..	20
Delegation of Representatives of National Ophthalmological Societies ... ..	17
Delegation, meetings of ... ..	18
Demonstrations :	
Artificial eye manufacture and fitting ... ..	62
Contact lenses, manufacture and fitting ... ..	63
Institute of Ophthalmology ... ..	60
Orthoptic ... ..	62
Physiotherapy ... ..	61
Radiotherapy ... ..	61
Television ... ..	61
Donations ... ..	96
Exhibitions :	
Books ... ..	70
Clinico-Pathological ... ..	69
Histological ... ..	70
Historical ... ..	70
Illuminating Engineering ... ..	71
Industrial and Social Ophthalmology ... ..	70
Scientific and Trade ... ..	72
Exhibitions, Associate :	
London Conference on Optical Instruments ... ..	77
Films ... ..	55
French Ophthalmological Society's Annual Congress ... ..	95
Historical Notes ... ..	97
International Association for the Prevention of Blindness ... ..	79
International Council of Ophthalmology ... ..	16
International Council, Meetings of ... ..	17
International Organisation against Trachoma ... ..	81
Mail ... ..	21
Maps :	
Local Sketch Map ... ..	3
Tube Map ... ..	4
Members, List of ... ..	113

	PAGE
Members, Official Photograph of ... ..	41
Notice Board, Official ... ..	21
Opening Ceremony ... ..	40
Operating Sessions, programme ... ..	59
Post Office ... ..	21
Programme, Outline of ... ..	30
Rationing ... ..	23
Registration Office and Bureau ... ..	20
Representatives of Countries, Universities and Societies	105
Scientific Associate Members, List of ... ..	136
Scientific Programme ... ..	42
Scientific Programme, Rules of Procedure ... ..	42
Social Programme ... ..	82
Stewards and Interpreters ... ..	20
Telephones ... ..	21
Theatre Tickets and Messengers ... ..	20
Tickets ... ..	21
Travel Association ... ..	20
Women's Voluntary Services ... ..	20

**TABLES DES MATIERES**

Association Internationale de la Prophylaxie de la Cécité	79
Banque ... ..	25
Billets ... ..	24
Bureau général ... ..	23
Bureau d'inscription ... ..	23
Bureau de Poste ... ..	25
Cérémonie d'ouverture ... ..	40
Cérémonie de clôture ... ..	41
Comité, Exécutif ... ..	13
Comité, Général ... ..	14
Comité, d'Honneur ... ..	13
Conseil International ... ..	16
Conseil International, Réunions ... ..	17
Cook, Thos., et Cie. ... ..	24
Courrier ... ..	25
Délégation ... ..	17
Délégation, Réunions ... ..	19
Délégués, liste de ... ..	113
Délégués, photographie officielle ... ..	41
Démonstrations :	
L'Institut d'Ophthalmologie ... ..	63
Physiothérapie ... ..	64
Radiothérapie ... ..	64
Orthoptiques ... ..	65
Télévision ... ..	64
Verres de contact, manufacture et adaptation ... ..	66
Yeux artificiels, manufacture et ajustement ... ..	65
Donations ... ..	96
Expositions :	
Clinico-pathologique ... ..	72
Commerciale ... ..	74



Eclairage ingénieur ... ..	73
Histologique ... ..	73
Historique ... ..	72
Livres ... ..	72
Ophthalmologie industrielle et sociale ... ..	73
Expositions Associées :	
Conférence de Londres sur les Instruments Optiques	78
Films, Programme de ... ..	55
Guide du Congrès ... ..	10
Interprètes ... ..	24
Membres Associées, liste de ... ..	136
Membres Associés Scientifiques, liste de ... ..	136
Notes Historiques ... ..	97
Organisation Internationale contre le Trachome	81
Plan de ville ... ..	3
Plan du métro ... ..	4
Plaques ... ..	26
Porte-Affiches ... ..	25
Programme, ébauche de ... ..	33
Programme Scientifique ... ..	42
Programme Scientifique, procédé des réunions ... ..	42
Programme social ... ..	87
Ravitaillement ... ..	26
Régisseurs ... ..	24
Repas ... ..	25
Représentants Officiels ... ..	105
Sessions Opératoires ... ..	59
Stationnement de Voitures ... ..	26
Téléphones ... ..	25
Theatre Tickets and Messengers ... ..	24
Travel Association ... ..	24
Women's Voluntary Services ... ..	23

**INDICE**

	PAGINA
Aprovisionamiento ... ..	29
Asociación Internacional para la Preyención de la Ceguera ... ..	80
Banco ... ..	29
Billetes ... ..	27
Ceremonia Inaugural ... ..	40
Ceremonia de Clausura ... ..	42
Consejo Internacional ... ..	16
Consejo Internacional, Reuniones ... ..	17
Cook, Thos. and Son ... ..	27
Correo ... ..	29
Correos ... ..	28
Delegación ... ..	17
Delegación, Reuniones ... ..	19

	PAGINA
Delegados, lista de ... ..	113
Delegados, Fotografia Oficial ... ..	41
Demostraciones :	
Instituto de Oftalmología ... ..	66
Fisioterapia ... ..	67
Radioterapia ... ..	67
Ortopicos ... ..	68
Televisión ... ..	68
Lentes de contacto, fabricación y colocación ... ..	69
Ojos artificiales, fabricación y colocación ... ..	68
Donaciones ... ..	96
Estacionamiento de coches ... ..	30
Exposiciones :	
Clinico-patológica ... ..	75
Comercio ... ..	77
Ingeniería del alumbrado ... ..	76
Histológica ... ..	75
Histórica ... ..	75
Libros ... ..	75
Oftalmología industrial y social ... ..	76
Exposición asociada :	
Conferencia en Londres sobre Instrumentos de	
Optica ... ..	78
Films ... ..	55
Guía a los locales del Congreso ... ..	11
Insignias ... ..	29
Interpretes ... ..	27
Junta Executiva ... ..	13
Junta General ... ..	14
Junta Honorífica ... ..	13
Mapa de Londres ... ..	3
Mapa del Ferrocarril subterráneo ... ..	4
Oficina de Inscripción ... ..	27
Oficina General ... ..	27
Organización Internacional Anti-Tracoma ... ..	82
Programa, plano general ... ..	37
Programa, científico ... ..	42
Programa científico, reglamentos ... ..	42
Programa social ... ..	91
Racionamiento ... ..	30
Representantes oficiales ... ..	105
Sesiones de operaciones ... ..	59
Socios extraordinarios, lista de ... ..	127
Socios extraordinarios científicos, lista de ... ..	136
Stewards ... ..	27
Tablas de avisos oficiales ... ..	28
Teléfonos ... ..	28
Theatre Tickets and Messengers ... ..	27
Travel Association ... ..	27
Women's Voluntary Services ... ..	27

**GUIDE TO THE CONGRESS**

**British Medical Association, Tavistock Square, W.C.1**

GROUND FLOOR (*American 1st Floor*)  
Registration Old Library  
Bureau Hastings Hall

FIRST FLOOR (*American 2nd Floor*)  
Lounge-Bar and Thé Dansant Great Hall

**Friends House, Euston Road, N.W.1**

BASEMENT  
Restaurant

GROUND FLOOR (*American 1st Floor*)  
Discussions and Communications Hall A  
Hall B  
Hall C

FIRST FLOOR (*American 2nd Floor*)  
President's Office  
(Sir Stewart Duke-Elder) Room 17  
Secretary-General's Office  
(Mr. Frank W. Law) Room 16  
Programme Secretary's and  
Public Relations Officer's Office  
(Mr. T. Keith Lyle) Room 11  
Editorial Office  
(Prof. Arnold Sorsby) Room 12

**Wellcome Research Institution, 183 Euston Road, N.W.1**

BASEMENT  
Films Auditorium

GROUND FLOOR (*American 1st Floor*)  
Clinico-Pathological, and Wellcome Museum of  
Historical Exhibitions Medical Science

SECOND FLOOR (*American 3rd Floor*)  
Book Exhibition Historical Library

**St. Pancras Town Hall, Euston Road, N.W.1**

GROUND FLOOR (*American 1st Floor*)  
Trade Exhibition St. Pancras Assembly Hall  
Restaurant



**Wellcome Research Institution, 183 Euston Road, N.W.1**

SOUS-SOL

Cinéma

Auditorium

REZ-DE-CHAUSSEE

Expositions clinico-pathologiques et historiques

Wellcome Museum of Medical Science

2ieme ETAGE

Exposition de Livres

Bibliothèque historique

**St. Pancras Town Hall, Euston Road, N.W.1**

REZ-DE-CHAUSSEE

Exposition industrielle

Grand Salle (Assembly Hall)

Restaurant

**University College, Gower Street, W.C.1**

REZ-DE-CHAUSSEE

Refectoire

Réunions scientifiques

Anatomy Lecture Theatre

**London School of Hygiene and Tropical Medicine, Keppel Street, W.C.1**

SOUS-SOL

Exposition d'éclairage ingénieur

Public Health Museum

REZ-DE-CHAUSSEE

Restaurant

2ieme ETAGE

Exposition d'Ophtalmologie industrielle et sociale

Museum et gallery

Exposition des yeux artificiels

Exposition histologique

"Bacteriological" Laboratory

3ieme ETAGE

Exposition de verres de contact

Salle 310

**GUIA DEL CONGRESO**

**British Medical Association, Tavistock Square, W.C.1**

PISO BAJO

Matricula

Old Library

Oficina

Hastings Hall

PRIMER PISO

Lounge-Bar y Thé Dansant

Great Hall

**Friends' House, Euston Road, N.W.1**

SOTANO

Restaurant

PISO BAJO

Discusiones y Comunicaciones

Hall A

Hall B

Hall C

PRIMER PISO  
Oficina del Presidente  
(Sir Stewart Duke-Elder) Cuarto 17  
Secretaría General  
(Sr. Frank W. Law) Cuarto 16  
Secretaría de Programas y de Relaciones Públicas  
(Sr. T. Keith Lyle) Cuarto 11  
Oficina Editorial  
(Prof. Arnold Sorsby) Cuarto 12

**Wellcome Research Institution, 183, Euston Rd., N.W.1**

SOTANO  
Films Auditorio  
PISO BAJO  
Exposiciones Clínico-Patológica Wellcome Museum of  
y Histórica Medical Science  
SEGUNDO PISO  
Exposición de Libros Historical Library

**St. Pancras Town Hall, Euston Road, N.W.1**

PISO BAJO  
Exposición Comercial St. Pancras Assembly  
Restaurant Hall

**University College, Gower Street, W.C.1**

PISO BAJO  
Refectorio Anatomy Lecture  
Sesiones Científicas Theatre

**London School of Hygiene and Tropical Medicine,  
Keppel Street, W.C.1**

SÓTANO  
Exposición de Ingeniería Public Health Museum  
del Alumbrado  
PISO BAJO  
Restrauat  
SEGUNDO PISO  
Exposición de Oftalmología Museum y Gallery  
Industrial y Social  
Exposición de Ojos Museum y Gallery  
Artificiales  
Exposición de Histología Bacteriological Laboratory  
TERCER PISO  
Exposición de Lentes de Cuarto 310  
Contacto

**COMMITTEE OF HONOUR**

The Chancellor, University of London.  
The Chief Medical Officer of the Ministry of Health.  
The Chief Medical Officer of the Department of Health for Scotland.  
The Chairman of the Governing Body of the British Post-graduate Medical Federation.  
The Chief Medical Officer of Health of the London County Council.  
H.M. Senior Medical Inspector of Factories.  
The Honorary Chairman of the International Ophthalmological Council.  
The President of the International Organization against Trachoma.  
The President of the International Association for the Prevention of Blindness.  
The President of the Royal College of Physicians of London.  
The President of the Royal College of Surgeons of England.  
The President of the Royal College of Physicians of Edinburgh.  
The President of the Royal College of Surgeons of Edinburgh.  
The President of the Royal Faculty of Physicians and Surgeons of Glasgow.  
The President of the British Medical Association.  
The President of the Royal Society of Medicine.  
The President of the Section of Ophthalmology of the Royal Society of Medicine.  
The President of the Ophthalmological Society of the United Kingdom.  
The President of the Faculty of Ophthalmologists.  
The Master of the Oxford Ophthalmological Congress.

**EXECUTIVE COMMITTEE**

*President:*

SIR STEWART DUKE-ELDER, K.C.V.O., M.A., D.Sc., Ph.D., M.D.,  
F.R.C.S., F.A.C.S.

*Secretary-General:*

FRANK W. LAW, M.A., M.D., B. chir., F.R.C.S.

*Treasurer:*

J. D. M. CARDELL, M.B., B.S., F.R.C.S.

*Officer in charge of Scientific Programme and Public Relations  
Officer:*

T. KEITH LYLE, C.B.E., M.A., M.D., M.Chir., M.R.C.P., F.R.C.S.

*Officer in charge of Social Programme:*

A. SEYMOUR PHILIPS, F.R.C.S.

*Officer in charge of Travelling and Accommodation:*

E. F. KING, M.B., Ch.B., F.R.C.S., D.O.M.S.

**GENERAL COMMITTEE**

*President:*

SIR STEWART DUKE-ELDER, K.C.V.O., M.A., D.Sc., Ph.D., M.D.,  
F.R.C.S., F.A.C.S.

*Secretary-General:*

FRANK W. LAW, M.A., M.D., B.Chir., F.R.C.S.

*Treasurer:*

J. D. M. CARDELL, M.B., B.S., F.R.C.S.

and the Chairmen of the following Committees:—

*Registration:* Mr. E. Wolff (Chairman)  
Mr. G. T. W. Cashell  
Mr. R. C. Davenport  
Mr. E. M. G. Galton  
Mr. H. E. Hobbs  
Mr. J. G. Milner  
Mr. G. G. Penman

*Scientific Programme:* Mr. T. Keith Lyle (Chairman)  
Mr. G. T. W. Cashell  
Dr. G. I. Scott  
Mr. H. B. Stallard

*Film Equipment, Photography and Lecture Hall Arrangements:* Mr. J. J. Healy (Chairman)  
Mr. J. E. M. Ayoub  
Dr. P. Hansell  
Mr. H. E. Hobbs  
Mr. H. H. Skeoch  
Dr. E. Wilson

*Exhibitions:* Mr. M. H. Whiting (Chairman)

*Historical:* The Hon. G. J. O. Bridgeman  
(Chairman)  
Mr. H. Neame

*Clinico-Pathological:* Mr. A. G. Cross (Chairman)  
Mr. A. J. B. Goldsmith  
Mr. J. R. Hudson

*Scientific and Trade:* Mr. Frederick Ridley (Chairman)

*Books:* Mr. F. A. Williamson-Noble  
(Chairman)  
Dr. E. A. Underwood

*Industrial:* Mr. J. Minton (Chairman)



Approved For Release 2003/12/02 : CIA-RDP80-00926A002900050023-2

*Publications:* Prof. Arnold Sorsby (Chairman)  
*Abstracts:* Dr. A. Arruga  
Dr. J. Bruix  
Dr. L. Dolcet  
Miss J. M. Dollar  
Prof. J. Nordmann  
Miss M. Savory  
Dr. Merigot de Treigny  
Dr. R. Weckers  
*Proceedings:* Mr. G. Black  
Prof. H. Hartridge  
Dr. I. C. Michaelson  
Mr. L. H. Savin  
*Advertisements and  
Guide Book:* Mr. A. Lister (Chairman)  
*Social Programme:* Mr. F. A. Juler (Chairman)  
Members of Ladies' Committee  
*Excursions:* Mr. A. Seymour Philips  
Mr. A. J. B. Goldsmith  
Mr. H. Ridley  
*Official Functions:* Mr. J. H. Doggart  
Mr. O. Gayer Morgan  
*Midland tour:* Mr. P. Jameson Evans  
Mr. R. D. Weeden Butler  
*North of England  
tour:* Mr. W. M. Muirhead  
Mr. George Black  
Mr. J. Foster  
*Scottish tour:* Dr. G. I. Scott  
*Southern tour:* Mr. N. Cridland  
Mr. E. C. Zorab  
*South Western tour:* Mr. A. Palin  
*Ladies' Committee:* Lady Duke-Elder (Chairman)  
Mrs. Law (Vice-Chairman and  
Secretary)  
Mrs. Bridgeman  
Mrs. Cardell  
Mrs. Doggart  
Mrs. Heath  
Mrs. Juler  
Mrs. Lister  
Mrs. Lyle  
Mrs. Miller  
Mrs. Neame  
Mrs. Rupert Scott  
Mrs. Wolff  
*Accommodation:* Mr. E. F. King (Chairman)  
*Finance:* Mr. J. D. M. Cardell (Chairman)

**INTERNATIONAL COUNCIL**

*Honorary Chairman:* Professor J. van der Hoeve,  
Leiden, Holland

*President:* Professor J. W. Nordenson,  
Stockholm, Sweden

*Vice-President, and  
President of the Inter-  
national Association for  
the Prevention of  
Blindness:* Dr. P. Bailliart, Paris, France

*Honorary Secretary:* Professor H. Ehlers, Copenhagen,  
Denmark

*Treasurer:* Professor Marc Amsler, Zürich,  
Switzerland

*Chairman of XVth  
International Congress  
of Ophthalmology:* Professor E. Hamdi El Maziny  
Bey, Cairo, Egypt

*Chairman of the Present  
Congress:* Sir Stewart Duke-Elder, London,  
Great Britain

*President, International  
Organization Against  
Trachoma:* Mr. A. F. MacCallan, Hertford,  
Great Britain.

*National Representatives:* Dr. F. Tooke, Montreal, Canada.  
Professor W. Löhlein, Berlin.  
Germany  
Professor E. Velter, Paris, France  
Professor A. Nakamura, Osaka,  
Japan  
Professor W. Kapuscinski,  
Poznan, Poland.  
Mr. Frank W. Law, London,  
Great Britain  
Dr. Bernard Samuels, New York,  
U.S.A.  
Professor M. Alvaro, Sao Paulo,  
Brazil  
Professor R. Argañaraz, Buenos  
Aires, Argentina  
Professor G. B. Bietti, Pavia,  
Italy

**MEETINGS OF THE INTERNATIONAL COUNCIL OF  
OPHTHALMOLOGY**

A meeting of the International Council of Ophthalmology will be held at the Royal College of Surgeons, Lincoln's Inn Fields, W.C.2, on Saturday, July 15th, at 2 p.m.

A further meeting of the Council will be held on Friday, July 21st, at Friends' House, immediately after the meeting of the Delegation. This meeting will be continued, if necessary, on Saturday, July 22nd, at 10 a.m. in the Secretary-General's room at Friends' House.

**REUNIONS DU CONSEIL INTERNATIONAL**

Une reunion du Conseil International se tiendra au Royal College of Surgeons, Lincoln's Inn Fields, London, W.C.2, Samedi 15 Juillet à 14h.

Une nouvelle réunion du Conseil se tiendra Vendredi 21 Juillet à Friends' House immédiatement après la réunion de la Délégation et se poursuivra si nécessaire, Samedi 22 Juillet à 10h. dans le bureau du Secrétaire Général de Friends' House.

**REUNIONES DEL CONSEJO INTERNACIONAL**

El sábado 15 de julio, a las 2 p.m., se celebrará una reunión del Consejo Internacional en The Royal College of Surgeons, Lincoln's Inn Fields, W.C. 2.

El Consejo se reunirá nuevamente el viernes 21 de julio en Friends House inmediatamente después de la asamblea de la Delegación. La reunión continuará, en caso necesario, el sábado 22 de julio, a las 10 a.m. en las oficinas de la Secretaría General, situadas en Friends House.

**DELEGATION OF REPRESENTATIVES OF NATIONAL  
OPHTHALMOLOGICAL SOCIETIES**

The American Ophthalmological  
Society :

Dr. Bernard Samuels

The Ophthalmological Society of  
Australia :

Dr. J. B. Hamilton  
Dr. Cedric Cohen  
Dr. D. D. Paton  
Dr. Esmé Anderson  
Dr. Nancy Lewis

The Canadian Ophthalmological  
Society :

Dr. G. Stuart Ramsey

The Chinese Ophthalmological  
Society :

Dr. Eugene Chan

The Danish Ophthalmological Society :	Prof. H. Ehlers
The Ophthalmological Society of Finland :	Prof. <u>M. Vannas</u>
The French Ophthalmological Society :	Dr. E. Hartmann
The Greek Ophthalmological Society :	Prof. J. Charamis
The Israel Ophthalmological Society :	Prof. A. Feigenbaum
The Ophthalmological Society of New Zealand :	Dr. W. J. Hope-Robertson
The Ophthalmological Society of Norway :	Dr. Per Riise
The Philippine Ophthalmological and Otolaryngological Society :	Dr. Jesus Eusebio
The Swedish Ophthalmological Society :	Prof. G. Karpe
The Swiss Ophthalmological Society :	Dr. B. Semadeni
The Ophthalmological Society of Turkey :	Dr. N. Ayberk
The Ophthalmological Society of the United Kingdom :	Mr. R. C. Davenport

#### MEETINGS OF DELEGATION

An informal meeting of the Delegation will be held on Sunday, July 16th, 1950, at 2.30 p.m. in the Anatomy Theatre of University College, Gower Street, W.C.1, when the opinions of the different National Ophthalmological Societies concerning the matters to be discussed by the Delegation will be communicated.

The International Ophthalmological Delegation will meet at Friends' House, Euston Road, on Friday, July 21st, immediately after the Closing Ceremony.

#### AGENDA

1. Affiliation of the Delegatio Ophthalmologica to the Council for the Co-ordination of International Congresses of Medical Sciences.
2. The subscription of the National Societies.
3. Internationalization of spectacle prescriptions.
4. Internationalization of the denomination of the meridians of astigmatism.
5. Internationalization of visual standards for traffic.
6. Election of members to the Council. (See Art. V and VI, Madrid 1933).

### REUNIONS DE LA DELEGATION

Les Membres de la Délégation se réuniront le Dimanche 16 Juillet à 14h.30 dans l'amphithéâtre du Collège de l'Université, Gower Street, W.C.1, ou leur seront communiquées les opinions des différentes Sociétés d'Ophtalmologie concernant les questions proposées par la Délégation.

La Délégation Internationale Ophtalmologique s'assemblera a Friends' House, Euston Road, vendredi, le 21 Juillet, immédiatement après la cérémonie de clôture.

#### AGENDA

1. L'Affiliation du Delegatio Ophthalmologica au Conseil pour la co-ordination des Congrès Internationaux des Sciences médicales.
2. La souscription des Sociétés nationales.
3. L'Internationalisation d'ordonnances pour les lunettes.
4. L'Internationalisation de la dénomination des méridiens de l'astigmatisme.
5. L'Internationalisation des degrés visuels pour le mouvement.
6. L'élection de Membres au Conseil (Voir Art. V et VI, Madrid, 1933).

### REUNIONES DE LA DELEGACION

El sábado 16 de julio, a las 2.30 p.m., tendrá lugar una reunión privada de la Delegación, en el Anfiteatro Anatómico del University College, Gower Street, W.C. 1, en la que se dará cuenta de las opiniones de las diferentes Sociedades Oftalmológicas Nacionales en relación con las materias que serán objeto de debate.

La Delegación Oftalmológica Internacional se reunirá en Friends' House, Euston Road, el viernes, 21 de julio, luego de terminada la inauguración.

#### AGENDA.

1. Afiliación de la Delegatio Oftalmologica al Consejo para la Co-Ordinación de Congresos Internacionales de Ciencias Médicas.
2. Cotizaciones de las Asociaciones Nacionales.
3. Internacionalización de las prescripciones de anteojos.
4. Internacionalización de las denominaciones de meridianos del astigmatismo.
5. Internacionalización de normas de visión para el tráfico.
6. Elección de vocales del consejo. (Véanse art. V y VI, Madrid, 1933).

### REGISTRATION OFFICE AND BUREAU

REGISTRATION will take place in the Old Library, British Medical Association House, Tavistock Square, W.C.1. The Old Library is situated on the ground floor and is entered from the courtyard of the British Medical Association. The Registration Office will be open on Saturday and Sunday, July 15th and 16th from 10 a.m. to 6 p.m., and will remain open from Monday to Friday from 9 a.m. to 6 p.m., and on Saturday from 9 a.m. to 1 p.m.

BUREAU. The Bureau for information and general services will be open at the same times as the Registration Office. It will be situated in the Hastings Hall, next door to the Old Library, British Medical Association House.

In the Registration Office and the Bureau the following services will be available :—

THE WOMEN'S VOLUNTARY SERVICES (W.V.S.) have representatives available to :

- sell meal tickets;
- advise on rationing;
- receive and deliver personal messages for members;
- supply stamps and post members' letters;
- send cables and telegrams;
- take orders for the official photograph;
- advise on restaurants and book tables;
- advise on shopping and help with export difficulties;
- supply bus and underground maps and give directions to any part of London;
- deal with lost property;
- deliver member's mail;
- give general information.

THOS. COOK & SON have representatives available to give advice regarding hotel accommodation and travel arrangements, and cash travellers' cheques.

THEATRE TICKETS AND MESSENGERS LTD. have representatives available to arrange sightseeing tours of London, reserve theatre tickets, and to give general information regarding amusements.

THE TRAVEL ASSOCIATION have an information stand.

STEWARDS AND INTERPRETERS. Stewards and interpreters will be available in the Bureau and elsewhere to help and direct members.

### TICKETS

It has been agreed that a separate colour shall be allocated to each day of the Congress to facilitate arrangements. These colours are as follows:—

Monday	...	...	...	...	White
Tuesday	...	...	...	...	Green
Wednesday	...	...	...	...	Buff
Thursday	...	...	...	...	Grey
Friday	...	...	...	...	Pink
Saturday	...	...	...	...	Blue

Wherever possible, all tickets, notices, etc., referring to a particular day will be printed in the colour of that day, so that Congressists will easily be able to check that they are handling the right tickets.

Tickets will be available for visits to hospitals and all social events. For all functions admission will be by ticket only and in most cases numbers are strictly limited so that early application is essential.

Invitations to the various receptions are enclosed with the Programme issued on registration. Members are requested to hand in their acceptance cards, or if unable to attend any function, to return their invitation card to their registration desk. The appropriate invitation card must be presented at each function.

It is pointed out that Scientific Associate Members are not eligible to attend any of the social functions or expeditions.

Tickets for all other social events must be collected and paid for at the appropriate desk.

### MAIL

Members should enquire at the W.V.S. desk in the bureau for mail.

### OFFICIAL NOTICE BOARDS

The two official notice boards of the Congress will be found in the Registration Office at British Medical Association House and at Friends' House, Euston Road.

### TELEPHONES

Telephones are available for the use of members. The official Congress telephone number is EUSon 5371/5, and may be used in cases of emergency. It is regretted that no attempt can be made to find members to take incoming calls personally, but messages will be taken by the W.V.S.

### POST OFFICE

The nearest post office is situated at 165 Euston Road, next door to Friends' House, but the W.V.S. will, on request, send cables and telegrams, supply stamps, and post members' letters.

### BANK

The Tavistock Square Branch of the Westminster Bank Limited, British Medical Association House, Tavistock Square, London, W.C.1 (turn right (north) outside B.M.A. House) will afford banking facilities to members of the Congress for the cashing of travellers' cheques, letters of credit, and foreign exchange between the normal banking hours, i.e., from 10 a.m. to 3 p.m. from Monday to Friday, and from 9.30 a.m. to 12 noon on Saturday.

### CATERING ARRANGEMENTS

Arrangements have been made for the provision of lunch and tea in the following places:—

LONDON SCHOOL OF HYGIENE.—Lunch will be available for 40 at a price of 1s. 6d. - 2s.; tea for 40 at a price of 1s. - 1s. 6d. Tickets for both lunch and tea *must* be obtained in the Bureau.

UNIVERSITY COLLEGE.—Lunch for 1,500 members and associates will be available in the Refectory at a price of 3s. 6d. Tickets for this lunch *must* be obtained in the Bureau. Tea will also be available, but tickets need not be obtained beforehand.

ST. PANCRAS TOWN HALL.—Lunch and tea for a small number will be available in the Restaurant. The price of lunch is 7s. 6d., and tickets will be available at the Town Hall.

FRIENDS' HOUSE AND BRITISH MEDICAL ASSOCIATION HOUSE.—Lunches will be available at Friends' House (200) and at British Medical Association House (100) at a price of 2s. at Friends' House and 3s. at British Medical Association House. Tickets for these lunches *must* be obtained in the Bureau.

Tea will be available at BRITISH MEDICAL ASSOCIATION HOUSE as already announced, in the thé dansant, at a price of 2s. a head. Tickets need not be obtained for the thé dansant, payment being made for tea at the time.

### BADGES

The official badge of the Congress must be worn on all occasions. It will *not* be possible to obtain admission to the Opening and Closing Ceremonies, Scientific Sessions, or any of the Exhibitions, Excursions or Social Functions unless the badge is being worn.

RIBBONS. The officers of the Congress, the International Council and other officials will be wearing distinguishing ribbons. The following is a key to the colours of these ribbons:

International Council	Red
President and Secretary-General	Light Blue
Committee	Royal Blue
Ladies Committee	White
Stewards	Grey
Interpreters	Green
Staff	Gold



### CAR PARKING

The attention of members is drawn to the following garages and car parks in the vicinity of the Congress meeting places :—

#### GARAGES

Woolfs Garage, Thornhaugh Mews, Woburn Square, W.C.1.

Daimler Hire Garage, Woburn Place, W.C.1.

St. Pancras Garage, Clare Court, Judd Street, W.C.1.

#### CAR PARKS

Gordon Square, east side.

Tavistock Square, north and west sides.

Bidborough Street, behind St. Pancras Town Hall.

Russell Square, south, north and west sides.

All members attending the Congress with cars are asked to obtain a windscreen label from the Bureau.

### RATIONING

As regulations stand at present, visitors to this country may spend up to 8 weeks in a hotel or hostel without applying for a ration book. Those staying at private addresses should go to the local Food Office with their passports soon after arrival.

### BUREAU D'INSCRIPTION ET BUREAU GENERAL

L'INSCRIPTION aura lieu dans le Old Library, British Medical Association House, Tavistock Square, W.C.1. Cet Old Library se trouve au rez-de-chaussée. La porte d'entrée est dans la cour de la British Medical Association. Ce Bureau sera ouvert samedi et dimanche le 15 et le 16 juillet de 10,00 à 18,00 heures et ensuite du lundi au vendredi inclus de 09,00 à 18,00 heures—le samedi de 09,00 à 13,00 heures.

BUREAU GENERAL. Le Bureau de renseignements et services généraux sera ouvert aux mêmes heures que le Bureau d'Inscription. Il se trouve au Hastings Hall, à côté du Old Library, British Medical Association House.

Aux Bureaux d'Inscription et Général se trouvent les services suivants :—

THE WOMEN'S VOLUNTARY SERVICES (W.V.S.)

aura des députés prêts à :

vendre des billets pour repas ;

renseigner sur les questions de rationnement ;

recevoir et transmettre les commissions personnelles des Délégués ;

francir les lettres et les mettre à la poste ;

envoyer les télégrammes ;

accepter les commandes pour la photographie officielle ;

renseigner sur les restaurants et retenir des tables ;

donner conseil pour achats et aider avec les difficultés d'exportation ;  
fournir des plans d'autobus et de métro et indiquer le chemin dans tous les arrondissements de Londres ;  
s'occuper des objets perdus ;  
distribuer le courrier aux délégués ;  
donner des renseignements généraux.

THOMAS COOK & SON ont des représentants capables à donner conseil à l'égard des hôtels et de voyage, et de payer des cheques de voyage.

THEATRE TICKETS & MESSENGERS LTD. ont des représentants prêts à arranger les tours dans Londres, obtenir des billets de théâtre et donner des renseignements généraux au sujet des distractions.

THE TRAVEL ASSOCIATION a un comptoir pour les renseignements.

RÉGISSEURS ET INTERPRETES. Les régisseurs et les interprètes seront trouvés au Bureau et autrepars pour donner conseil et aider les délégués.

### BILLETS

On s'est décidé à assigner une différente couleur à chaque jour du Congrès pour faciliter les arrangements. Ces couleurs sont ainsi de suite :—

lundi	blanc
mardi	vert
mercredi	beige
jeudi	gris
vendredi	rose
samedi	bleu

Où possible tous billets, affiches, etc., ayant à faire avec une journée particulière seront imprimés dans la couleur de ce jour-la pour que les délégués puissent se rassurer qu'ils ont les billets qu'il leur faut.

Il y aura des billets pour les visites aux hôpitaux et tout événement social. L'admission à toutes les manifestations nécessitera un billet qu'il est essentiel de demander à l'avance le nombre des places étant dans certains cas, strictement limité.

Les invitations aux diverses fêtes et réceptions, sont incluses dans le programme qui est distribué au moment d'enregistrement. Messieurs les délégués sont priés de remettre leurs cartes d'acceptation, ou, au cas où il leur sera impossible d'être présent à une reception de rendre leur carte d'invitation à la table ou ils se sont inscrits. A toute reception la carte convenable doit être présentée. On est prié de remarquer que les membres associés scientifiques ne sont éligibles à prendre part à aucun événement social ni excursion.

Les billets pour tous les autres événements sociaux doivent être obtenus et payés au bureau approprié.

### **COURRIER**

Les délégués doivent demander leur courrier au bureau de W.V.S.

### **PORTE AFFICHES**

Les deux porte-affiches où se trouvera tout avis se rapportant au Congrès seront situés au Bureau d'Inscription à la British Medical Association House, et à la Friends' House, Euston Road.

### **TELEPHONES**

Il y aura des cabines téléphoniques destinées à l'usage des délégués. Le numéro téléphonique du Congrès est EUSTON 5371/5. On peut s'en servir en cas d'urgence. Il est malheureusement impossible d'essayer de trouver les délégués pour répondre personnellement au téléphone, mais les W.V.S. se chargeront de transmettre les messages.

### **BUREAU DE POSTE**

Le bureau de poste le plus proche est situé à 165 Euston Road à côté de la Friends' House, mais les représentants des W.V.S. sont prêts sur demande à transmettre les télégrammes, affranchir et mettre à la poste les lettres des délégués.

### **BANQUE**

La Succursale de Tavistock Square de la Westminster Bank Ltd., British Medical Association House, Tavistock Square, London, W.C.1 (tournez à droite (nord) en quittant British Medical Association House) donnera toute facilité aux délégués du Congrès pour l'encaissement des chèques de voyage, de lettres de crédit et de change extérieur aux heures normales, c'est à dire de 10.00 à 15.00 heures de lundi à vendredi, et de 09.30 à 12.00 le samedi.

### **REPAS**

Des arrangements ont été faits pour permettre aux membres de prendre leurs repas (déjeuner et thé) aux endroits suivants s'ils le désirent :

*London School of Hygiene and Tropical Medicine.* Déjeuner pour 40 personnes—prix 1/6d.—2/-d. (75 fr. à 100fr). Thé 1/- à 1/6d. (50fr. à 75fr.). Les billets pour le déjeuner et pour le thé doivent être pris à l'avance au Bureau.

*University College.* Déjeuner pour 1500 membres et Associés. Refectoire du Collège. Prix : 3/6d. (175fr.). Les billets pour le déjeuner doivent être pris à l'avance au Bureau. Le thé pourra être payé sur place.

*St. Pancras Town Hall.* Déjeuner pour un nombre limité. Restaurant de l'Hotel de Ville. Prix 7/6d. (375fr.). Les billets pour le déjeuner et pour le thé pourront être pris sur place.

*Friends' House et British Medical Association Houses.*  
Déjeuners à 2/- (100fr.) à Friends' House (200 personnes);  
à 3/- (150fr.) à British Medical Association House (100 personnes). Les billets devront être achetés à l'avance au Bureau.

Thé dansant à 2/- à British Medical Association House.  
Les billets pour le thé pourront être achetés sur place.

### PLAQUES

La plaque officielle du Congrès doit être portée sur toute occasion. Permission de prendre part aux Cérémonies inaugurale et terminale, réunions scientifiques, aucune des expositions, excursions ou événements sociaux ne sera accordée qu'à ceux qui portent une plaque.

*Rubans.* Les Officiers du Congrès, le Conseil International et les autres fonctionnaires porteront ces rubans distinctifs :—

Conseil International	rouge
Le Président et le Secrétaire Général	bleu clair
Comité	bleu foncé
Comité de Dames	blanc
Régisseurs	gris
Interprètes	vert
Personnel	or

### STATIONNEMENT DE VOITURES

Messieurs les délégués sont priés de se servir des garages et stations de voitures suivants :—

#### *Garages*

Woolf's Garage, Thornhaugh Mews, Woburn Square, W.C.1.

Daimler Hire Garage, Woburn Place, W.C.1.

St. Pancras Garage, Clare Court, Judd Street, W.C.1.

#### *Stations de Voitures*

Gordon Square, côté de l'est,

Tavistock Square, côtés du nord et de l'ouest.

Bidborough Street, derrière St. Pancras Town Hall.

Russell Square, côtés du sud, nord et de l'ouest.

Les Membres participant au Congrès ayant une auto devront se procurer l'insigne spécial au Bureau du Congrès.

### RAVITAILLEMENT

Les règlements permettent aux visiteurs en ce pays de rester 8 semaines dans un hotel ou pension sans carte de ravitaillement. Les délégués séjournant chez des amis sont conseillés de visiter aussitôt que possible le bureau de ravitaillement le plus proche, et de présenter leurs passports.

LAS MATRICULACIONES se efectuarán en la Old Library, British Medical Association House, Tavistock Square, London, W.C. 1. La Old Library está en el piso bajo, con entrada a través del patio de la British Medical Association. La oficina de inscripción quedará abierta el Sábado y Domingo, 15 y 16 de julio de 10h00 a 18h00 y permanecerá abierta entre el lunes y el viernes de 9h00 a 18h00, y el sábado de 9h00 a 13h00.

OFICINA. La oficina para informes y servicios generales quedará abierta a las mismas horas que la oficina de inscripción. La oficina estará situada en Hastings Hall, al lado de la Old Library, British Medical Association House.

En la oficina de inscripción y la oficina general prestarán los servicios especificados más abajo :

LOS SERVICIOS VOLUNTARIOS FEMENINOS (W.V.S.) (WOMEN'S VOLUNTARY SERVICES) tendrá representantes disponibles para :

- venta de billetes para la comida ;
- advertencia relacionada con el racionamiento ;
- recibir y llevar mensajes personales para socios ;
- suministrar sellos y echar cartas en el correo ;
- enviar cablegramas y telegramas ;
- tomar pedidos por la fotografía oficial ;
- aconsejar sobre fondas y mandar reservar mesas ;
- aconsejar sobre compras y asistir con las formalidades de exportación ;
- suministrar mapas de los servicios de omnibus y ferrocarril subterráneo y enseñar el camino de cualquier parte de Londres ;
- ocuparse de los objetos perdidos ;
- entregar el correo a los socios ;
- dar informes en general ;

La casa THOS. COOK AND SON tiene representantes disponibles para aconsejar sobre hoteles, viajes y pagar cheques de viajeros.

THEATRE TICKETS AND MESSENGERS LTD. tienen representantes disponibles para proyectar visitas a lugares interesantes en Londres, reservar localidades y proporcionar informes en general sobre diversiones.

THE TRAVEL ASSOCIATION tiene un stand de informes.

STEWARDS Y INTERPRETES. En la oficina y en otras partes habrá stewards y intérpretes para servir y asistir a los socios.

#### **BILLETES**

Con el fin de facilitar las disposiciones se ha acordado asignar un color diferente a cada día del Congreso.

Estos colores son los que siguen :

Lunes	..	..	..	..	Blanco.
Martes	..	..	..	..	Verde.
Miércoles	..	..	..	..	Anteado.
Jueves	..	..	..	..	Gris.
Viernes	..	..	..	..	Rosa.
Sábado	..	..	..	..	Azul.

Siempre que sea posible, todos los billetes, avisos etc. relativos a un día particular del Congreso estarán impresos sobre papel del color de dicho día, para que los Congresales puedan cerciorarse con facilidad si tienen en mano los billetes apropiados.

Se despacharán billetes para las visitas a los hospitales y todas las funciones sociales.

La entrada en todas las funciones será exclusivamente con billetes, y como en la mayoría de los casos el número de billetes está estrictamente limitado, es esencial solicitarlos con antelación.

Los convites para las varias funciones acompañarán a los programas que serán entregados a los socios en la Matrícula. Se ruega hagan favor de devolver las esuelas de aceptación, o de no poder asistir a ninguna de las funciones, devolver la esuela de convite a la Matrícula. La esuela de convite apropiada debe ser enseñada para la entrada a cada función.

Se hace constar que los Socios Extraordinarios Científicos no tienen el derecho de asistir a las funciones a excursiones sociales.

Los billetes para todas las otras funciones sociales deben pedirse y pagarse al bufete apropiado.

### **CORREOS**

El bufete W.V.S. en la Oficina entregará el correo a los Socios a pedido.

### **TABLAS DE AVISOS OFICIALES**

Las dos tablas de avisos oficiales del Congreso se encontrarán en la Matrícula en British Medical Association House, y en Friends' House, Euston Road.

### **TELEFONOS**

Habrán teléfonos instalados para la conveniencia de los socios. El número de teléfono oficial del Congreso es EUSTon 5371/5 y puede llamarse en casos de urgencia. Con pesar se hace constar que no resultará posible procurar a los Socios que estén llamados al teléfono, pero se entregarán recados por intermedio del W.V.S.

### **CORREO**

El correo más cercano está sito en 165 Euston Road, junto a Friends' House, pero el W.V.S. se encargará, a pedido, a enviar cablegramas y telegramas, proporcionar, sellos y echar cartas en el correo.

### **BANCO**

La sucursal de Tavistock Square del Westminster Bank Limited, en British Medical Association House, Tavistock Square, London, W.C. 1 (vuelta a la derecha (norte) fuera de B.M.A. House) ofrece a los socios del Congreso las facilidades bancarias para el cobro de cheques de viajeros, letras de crédito y cambios, durante las horas bancarias normales, a saber de las 10h00 a las 15h00 de lunes a viernes, y de las 9h30 a las 12h00 los sábados.

### **ORGANIZACION DE APROVISIONAMIENTO**

Se facilitarán almuerzos (lunches) y meriendas (teas) en los lugares siguientes :

LONDON SCHOOL OF HYGIENE. Se servirán hasta 40 almuerzos a precio de 1 chelín con 6 peniques y 2 chelines, y hasta 40 meriendas, a precio de 1 chelín con 6 peniques. Los billetes para almuerzos y meriendas deberán solicitarse en la oficina.

UNIVERSITY COLLEGE. Se servirán hasta 1500 almuerzos a miembros y asociados en el Refectorio, a precio de 3 chelines con 6 peniques. Los billetes para estos almuerzos deberán solicitarse en la oficina. También se servirán meriendas, aun cuando no será necesario obtener los billetes por anticipado.

ST. PANCRAS TOWN HALL. Se servirá un número muy limitado de almuerzos y meriendas en el restaurant. El precio del almuerzo sera de 7 chelines con 6 peniques, y los billetes podrán obtenerse en el Town Hall.

FRIENDS' HOUSE y BRITISH MEDICAL ASSOCIATION HOUSE. En la primera, se servirán hasta 200 almuerzos y en la segunda hasta 100, al precio de 2 chelines y 3 chelines, respectivamente. Los billetes para estos almuerzos deberán obtenerse en la oficina.

Como se indica en otro lugar, se servirán meriendas (THE DANSANTS) en el edificio de la British Medical Association, al precio de 2 chelines por persona. No se requiere obtener por adelantado los billetes para estas meriendas, satisficiéndose su importe en el propio lugar.

### **INSIGNIAS**

La insignia oficial del Congreso se debe llevar en todas las ocasiones. No será posible dar entrada a las Ceremonias de Inauguración y de Conclusión, ni a las Sesiones Científicas

ni a cualquiera de las Exposiciones, Excursiones o Funciones Sociales a menos que se lleve la insignia.

CINTAS. Los oficiales del Congreso, del Consejo Internacional y otros oficiales llevarán cintas distintivas.

Hé aquí una indicación de las colores de dichas cintas :

Consejo Internacional	..	..	..	..	Roja.
Presidente, Secretario General	..	..	..	..	Azul Claro.
Comité	..	..	..	..	Azul de Rey.
Comité de las Damas	..	..	..	..	Blanca.
Stewards	..	..	..	..	Gris.
Intérpretes	..	..	..	..	Verde.
Personal	..	..	..	..	Oro.

#### ESTACIONAMIENTO DE COCHES

Se llama la atención de los Socios hacia las siguientes garages y parques de estacionamiento que están cerca de los lugares de reunión del Congreso :

GARAGES :

Woolfs Garage, Thornhaugh Mews, Woburn Square, W.C. 1.

Daimler Hire Garage, Woburn Place, W.C. 1.

St. Pancras Garage, Clare Court, Judd Street, W.C. 1.

PARQUES DE ESTACIONAMIENTO :

Gordon Square, Lado del Este.

Tavistock Square, Lados del Norte y Oeste.

Bidborough Street, detrás de St. Pancras Town Hall.

Russell Square, lados de Sur, Norte y Oeste.

Se interesa de los miembros que asistan a los actos del Congreso en automovil, se provean de una etiqueta para fijar en el parabrisas.

#### RACIONAMIENTO

Según los reglamentos en vigor en la actualidad, los visitantes en Inglaterra pueden demorar hasta 8 semanas en cualquier hotel o fonda sin precisar de libros de racionamiento. Los visitantes alojados en casas particulares deben presentarse en la Oficina de Racionamiento local, con sus pasaportes, poco después de llegados en Londres.

#### OUTLINE OF PROGRAMME

##### SATURDAY, JULY 15th

10 a.m.—6 p.m. Registration Office and Bureau open at British Medical Association House, Tavistock Square, W.C.1.

2 p.m. Meeting of the International Council. Dinner in evening to the International Council, given by the President and Council of the Royal College of Surgeons of England.



**SUNDAY, JULY 16th**

10 a.m.—6 p.m. Registration Office and Bureau open. (These will subsequently be open daily from 9 a.m. to 6 p.m.)

12.30 p.m. Service at St. James' Church, Piccadilly.

2.30 p.m. Informal meeting of the Delegation, in the Anatomy Theatre of University College.

**MONDAY, JULY 17th**

—10.30 a.m. Opening of the Congress by His Royal Highness The Duke of Gloucester, K.G.

—12 noon Official Photograph.

2.30 p.m. Opening of Trade Exhibition by His Worship The Mayor of St. Pancras.

—2—4.30 p.m. Three sessions for individual communications. Films.

2—4 p.m. Operating Sessions.

2 p.m. Visit to Cadby Hall, Messrs. J. Lyons Catering Factory.

3 p.m. Fashion Show at Lachasse's Salon.

3.30 p.m. Reception by the London County Council.

9 p.m. Congress Reception and Dance at Grosvenor House.

**TUESDAY, JULY 18th**

9.30 a.m.—12.30 p.m. Discussion on "The rôle of the sympathetic system in the genesis of vascular hypertension and its effect upon the eye."

10 a.m.—12 noon Operating sessions. Films for associates.

9.30 a.m.—12.30 p.m. Sightseeing tours of London.

10 a.m. Visit to Cadby Hall, Messrs. J. Lyons Catering Factory.

10 a.m.—5 p.m. Visit to Hampton Court.

11.30 a.m. Visit to the House of Commons.

11.45 a.m. Visit to the House of Lords.

2—4.30 p.m. Three sessions for individual communications.

2—4 p.m. Operating sessions. Demonstration of radiotherapy exhibition. Physiotherapy demonstration.

2.30 p.m. Orthoptic demonstrations.

4.30 p.m. Meeting of the Executive Committee of the International Association for the Prevention of Blindness.

8.30—10.30 p.m. Reception by His Majesty's Government.

**WEDNESDAY, JULY 19th**

9.30 a.m.—  
12.30 p.m. Three sessions for individual communications.  
Films.  
10 a.m. Operating sessions.  
Demonstration of radiotherapy exhibition.  
Physiotherapy demonstration.  
Meeting of the Council of the International  
Organization Against Trachoma, followed  
by a General Meeting.

9.30 a.m.—  
12.30 p.m. Sightseeing tours of London.  
11.30 a.m. Visit to Westminster Abbey.  
11.45 a.m. Visit to the House of Lords.  
1.15—6.30 p.m. Visit to Port of London by River Launch.  
1.30—6.30 p.m. Visit by River Launch to the Royal Naval  
College and National Maritime Museum,  
Greenwich.

2—4.30 p.m. One session for individual communications.  
Films.  
2—4 p.m. Operating sessions.  
2.30—4.30 p.m. Demonstrations at the Institute of Ophthal-  
mology.  
2.30 p.m. Orthoptic demonstrations.  
2 p.m. Meeting of the International Organization  
against Trachoma.  
3 p.m. General Assembly of the International  
Association for the Prevention of Blindness.  
3.45 p.m. Visit to the Houses of Parliament.  
8.30—10.30 p.m. Reception by the Royal Society of Medicine.  
9—10.30 p.m. Reception by the Royal College of Surgeons  
of England.  
9 p.m. Reception by the British Medical Associa-  
tion.

**THURSDAY, JULY 20th**

9.30 a.m.—  
12.30 p.m. Discussion on "The clinical and social  
aspects of heredity in ophthalmology."  
Films.  
10 a.m.—12 noon Operating sessions.

9.30 a.m.—  
12.30 p.m. Sightseeing tours of London.

10 a.m.—  
5 p.m. Visits to Windsor Castle and Eton College.

10.15 a.m.—  
4 p.m. Visit to Hatfield House.  
11.30 a.m. Visit to the House of Commons.  
11.45 a.m. Visit to the House of Lords.

Approved For Release 2003/12/02 : CIA-RDP80-00926A002900050023-2

2—4.30 p.m. Three sessions for individual communications.  
Films.  
Demonstration of radiotherapy exhibition.  
Physiotherapy demonstration.  
2—4 p.m. Operating sessions.  
2.30 p.m. Orthoptic demonstrations.  
2—5.30 p.m. Visit to the Royal Botanic Gardens, Kew.  
7.30 p.m. Official Banquet of the Congress at Grosvenor House, followed by a dance.

**FRIDAY, JULY 21st**

9.30 a.m.— Three sessions for individual communications.  
12.30 p.m. Films.  
10 a.m.—12 noon Operating sessions.  
Demonstration of radiotherapy exhibition.  
Physiotherapy demonstration.  
9.30 a.m.—  
12.30 p.m. Sightseeing tours of London.  
11.30 a.m. Visit to Westminster Abbey.  
11.45 a.m. Visit to the House of Lords.  
2—4 p.m. Operating sessions.  
3 p.m. Closing Ceremony.  
4.30 p.m. Meeting of the International Ophthalmological Delegation.  
5 p.m. The Hon. Mrs. Williamson-Noble's at-home and dress show by Lachasse.  
5.30 p.m. Meeting of the International Council of Ophthalmology.  
6—10 p.m. Visit to the Zoological Society of London.  
9 p.m. Mrs. Juler's musical at-home (Martin String Quartet).

**SATURDAY, JULY 22nd**

10 a.m.—12 noon Operating sessions.  
9.15 a.m.—  
7.30 p.m. Visit to Canterbury.  
9 a.m.—7.30 p.m. Visit to Cambridge.  
1.30 p.m. Leave London for Oxford, returning Tuesday, July 25th.

**L'EBAUCHE DU PROGRAMME**

**SAMEDI le 15 JUILLET**

10.00 à 18.00 heures. Le Bureau d'inscription et le bureau générale seront ouverts à la British Medical Association House, Tavistock Square, W.C.1.  
14.00 heures. Réunion du Conseil International.  
Dîner le soir offert aux Membres du Conseil International par le Prési-

dent et Conseil du Royal College of Surgeons of England.

**DIMANCHE le 16 JUILLET**

- 10.00 à 18.00 heures. Le Bureau d'inscription et le bureau générale sont ouverts (et le seront tous les jours de 09.00 à 18.00 heures).
- 12.30 heures. Office religieux à St. James's Church, Piccadilly.
- 14.30 heures. Réunion simple de la Délégation au Théâtre d'Anatomie au University College.

**LUNDI le 17 JUILLET**

- 10.30 heures. Cérémonie inaugurale par His Royal Highness The Duke of Gloucester, K.G.
- 12.00 heures. Photographie officielle.
- 14.00 à 16.30 heures. Trois séances pour communications individuelles.  
Cinéma.
- 14.00 à 16.00 heures. Sessions opératoires.
- 14.00 heures. Visite à Cadby Hall, fabrique d'approvisionnement de J. Lyons et Cie.
- 14.30 heures. Ouverture officielle de l'Exposition de Commerce et Echanges par Monsieur le Maire de St. Pancras.
- 15.00 heures. Exposition de modèles chez Lachasse.
- 15.30 heures. Reception offerte par le London County Council.
- 21.00 heures. Reception du Congrès et Bal à Grosvenor House.

**MARDI le 18 JUILLET**

- 09.30 à 12.30 heures. Discussion " Le rôle du système sympathique dans la genèse d'hypertension vasculaire et son effet sur l'oeil."
- 10.00 à 12 heures. Sessions opératoires.  
Cinéma pour les Associés.
- 09.30 à 12.30 heures. Tours dans Londres.
- 10.00 heures. Visite à Cadby Hall, fabrique d'approvisionnement de Messrs. J. Lyons et Cie.
- 10.00 à 17.00 heures. Excursion à Hampton Court.
- 11.30 heures. Visite à la House of Commons.
- 11.45 heures. Visite à la House of Lords.
- 14.00 à 16.30 heures. Trois séances pour communications individuelles.
- 14.00 à 16.00 heures. Sessions opératoires.  
Demonstration de l'exposition de radiothérapie.  
Demonstration de physiothérapie.

Approved For Release 2003/12/02 : CIA-RDP80-00926A002900050023-2

14.30 heures. Démonstrations orthoptiques.  
16.30 heures. Réunion du Comité Exécutif de  
l'Association International de Pro-  
phylaxie de la Cécité.  
20.30 à 22.30 heures. Reception offerte par le Gouvernement  
de Sa Majesté.

**MERCREDI le 19 JUILLET**

09.30 à 12.30 heures. Trois séances pour communications  
individuelles.  
10.00 heures. Cinéma.  
Sessions opératoires.  
Démonstration de l'exposition de  
radiothérapie.  
Démonstration de physiothérapie.  
Réunion du Conseil de l'Organisation  
Internationale contre le Trachome,  
suivie d'une Réunion Générale.  
09.30 à 12.30 heures. Tours dans Londres.  
11.30 heures. Visite à Westminster Abbey.  
11.45 heures. Visite à la House of Lords.  
13.15 à 18.30 heures. Excursion en bateau au Port of  
London.  
13.30 à 18.30 heures. Excursion en bateau au Royal Naval  
College et au National Maritime  
Museum à Greenwich.  
14.00 à 16.30 heures. Séance pour communications indi-  
viduelles.  
Cinéma.  
14.00 à 16.00 heures. Sessions opératoires.  
14.30 à 16.30 heures. Démonstrations à l'Institut d'Ophtal-  
mologie.  
14.30 heures. Démonstrations orthoptiques.  
14.00 heures. Réunion de l'Organisation Inter-  
nationale contre le Trachome.  
15.00 heures. Assemblée générale de l'Association  
Internationale de Prophylaxie de  
la Cécité.  
15.45 heures. Visite aux Houses of Parliament.  
20.30 à 22.30 heures. Reception offerte par le Royal Society  
of Medicine.  
21.00 à 22.30 heures. Reception offerte par le Royal College  
of Surgeons of England.  
21.00 heures. Reception offerte par la British  
Medical Association.

**JEUDI le 20 JUILLET**

09.30 à 12.30 heures. Discussion sur " Les aspects cliniques  
et sociaux de l'hérédité dans l'oph-  
thalmologie.  
Cinéma.

Approved For Release 2003/12/02 : CIA-RDP80-00926A002900050023-2

10.00 à 12.00 heures. Sessions opératoires.  
09.30 à 12.30 heures. Tours dans Londres.  
10.00 à 17.00 heures. Excursions à Windsor Castle et à Eton College.  
10.15 à 16.00 heures. Excursion à Hatfield House.  
11.30 heures. Visite à la House of Commons.  
11.45 heures. Visite à la House of Lords.  
14.00 à 16.30 heures. Trois séances pour communications individuelles.  
Cinéma.  
Demonstration de l'exposition de radiothérapie.  
Demonstration de physiothérapie.  
14.00 à 16.00 heures. Sessions opératoires.  
14.30 heures. Demonstrations orthoptiques.  
14.00 à 17.30 heures. Excursion aux Royal Botanical Gardens, Kew.  
19.30 heures. Banquet officiel du Congrès à Grosvenor House suivi d'un bal.

**VENDREDI le 21 JUILLET**

09.30 à 12.30 heures. Trois séances pour communications individuelles.  
Cinéma.  
10.00 à 12.00 heures. Sessions opératoires.  
Demonstration de l'exposition de radiothérapie.  
Demonstration de physiothérapie.  
09.30 à 12.30 heures. Tours dans Londres.  
11.30 heures. Visite à Westminster Abbey.  
11.45 heures. Visite à la House of Lords.  
14.00 à 16.00 heures. Sessions opératoires.  
15.00 heures. Cérémonie de clôture.  
16.30 heures. Réunion de la Délégation Internationale Ophtalmologique.  
17.00 heures. Réception avec défilé de mannequins par Lachasse, chez Madame Williamson-Noble.  
17.30 heures. Réunion du Conseil International.  
18.00 à 22.00 heures. Visite à la Zoological Society of London.  
21.00 heures. Soirée musicale chez Mrs. Juler.

**SAMEDI le 22 JUILLET**

10.00 à 12.00 heures. Sessions opératoires.  
09.15 à 19.30 heures. Excursion à Canterbury.  
09.00 à 19.30 heures. Excursion à Cambridge.  
13.30 heures. Départ de Londres pour Oxford.  
Rentrée Mardi le 25 juillet.

**PLANO DEL PROGRAMA**

**SABADO, 15 de JULIO**

- 10h a 18h Oficina de Inscripción y oficina general abiertas en British Medical Association House, Tavistock Square, W.C. 1.
- 14h Reunión del Consejo Internacional. Comida de la noche en honor del Consejo Internacional, ofrecida por el Presidente y Consejo del Royal College of Surgeons of England.

**DOMINGO, 16 de JULIO**

- 10h a 18h Oficina de Inscripción y oficina general abiertas. (Estas continuaran en servicio diariamente desde las 9h a 18h).
- 12h30 Divino Oficio en St. James' Church, Piccadilly.
- 14h30 Reunión sin ceremonia de la Delegación, en el Anatomy Theatre del University College.

**LUNES, 17 de JULIO**

- 10h30 Inauguración del Congreso por His Royal Highness The Duke of Gloucester, K.G.
- 12h mediodía Fotografía Oficial.
- 14h a 16h30 Tres sesiones para comunicaciones individuales.  
Films.
- 14h a 16h Sesiones de Operaciones.
- 14h Inspección de Cadby Hall, Fábrica de Comestibles de la casa J. Lyons and Co.
- 14h30 Apertura de la Exposición Comercial por el Excmo. Sr Alcalde de St. Pancras.
- 15h Muestra de Modas en el Salón Lachasse.
- 15h30 Recepción por el London County Council.
- 21h Recepción y Baile del Congreso en Grosvenor House.

**MARTES, 18 de JULIO**

- 9h30 a 12h30 Discusión sobre "El Papel del Sistema Simpático en la Genesis de la Hipertensión vascular y sus efectos sobre el Ojo."
- 10h a 12h Sesiones de Operaciones.  
Films para Socios Extraordinarios.
- 9h30 a 12h30 Visitas a Lugares interesantes en Londres.
- 10h Inspección de Cadby Hall, Fábrica de Comestibles de la casa J. Lyons and Co.
- 10h a 17h Visita a Hampton Court.

Approved For Release 2003/12/02 : CIA-RDP80-00926A002900050023-2

11h30 Visita al House of Commons.  
11h45 Visita al House of Lords.  
14h a 16h30 Tres sesiones para comunicaciones individuales.  
14h a 16h Sesiones de Operaciones.  
Demostración en la Exposición de Radioterapia.  
Demostración de Fisioterapia.  
14h30 Demostraciones ortópticas.  
16h30 Reunión de la Junta Executiva de la Asociación Internacional para la Prevención de la Ceguera.  
8h30 a 10h30 Recepción por el Gobierno de S. M. Británica.

**MIÉRCOLES, 19 de JULIO**

9h30 a 12h30 Tres sesiones para comunicaciones individuales.  
Films.  
10h Sesiones de Operaciones.  
Demostración en la Exposición de Radioterapia.  
Demostración de Fisioterapia.  
Reunión del Consejo de la Organización Internacional Anti-Tracoma con Reunión General de seguida.  
9h30 a 12h30 Visitas a Lugares interesantes en Londres.  
11h30 Visita a Westminster Abbey.  
11h45 Visita al House of Lords.  
13h15 a 18h30 Visita al Puerto de Londres por batel de río.  
13h30 a 18h30 Visita por batel de río al Royal Naval College y National Maritime Museum, Greenwich.  
14h a 16h30 Una sesión para comunicaciones individuales.  
Films.  
14h a 16h Sesiones de Operaciones.  
14h30 a 16h30 Demostraciones en el Institute of Ophthalmology.  
14h30 Demostraciones ortópticas.  
14h Reunión de la Organización Internacional Anti-Tracoma.  
15h Reunión General de la Asociación Internacional para la Prevención de la Ceguera.  
15h45 Visita a las Houses of Parliament.  
20h30 a 22h30 Recepción en la Royal Society of Medicine.  
21h a 22h30 Recepción en el Royal College of Surgeons of England.  
21h Recepción en la British Medical Association.



**JUEVES, 20 de JULIO**

9h30 a 12h30 Discusión sobre " Los Aspectos Clínicos y Sociales de la herencia en la Oftalmología." Films.

10h a 12h Sesiones de Operaciones.

9h30 a 12h30 Visitas a Lugares interesantes de Londres.

10h a 17h Visitas a Windsor Castle y Eton College.

10h a 16h Visita a Hatfield House.

11h30 Visita a la House of Commons.

11h45 Visita a la House of Lords.

14h a 16h30 Tres sesiones para comunicaciones individuales. Films. Demostración en la Exposición de Radioterapia Demostración de Fisioterapia.

14h a 16h Sesiones de Operaciones.

14h30 Demostraciones ortópticas.

14h a 17h30 Visita al Jardin Botánico Real en Kew.

19h30 Banquete oficial del Congreso en Grosvenor House, con Baile.

**VIERNES, 21 de JULIO**

9h30 a 12h30 Tres sesiones para comunicaciones individuales. Films.

10h a 12h Sesiones de Operaciones. Demostraciones en la Exposición de Radioterapia. Demostración de Fisioterapia.

9h30 a 12h30 Visitas a Lugares interesantes de Londres.

11h30 Visita a Westminster Abbey.

11h45 Visita al House of Lords.

14h a 16h Sesiones de Operaciones.

15h Ceremonia de Clausura.

16h30 Reunión de la Delegación Oftalmológica Internacional.

17h La Excma. Sra Williamson-Noble, recibirá a los visitantes de la exposición de modelos de costura por Lachasse.

17h30 Reunión del Consejo Internacional.

18h a 22h Visita a la Zoological Society de Londres.

21h Entretenimiento musical en casa de la Sra. Juler (Cuarteto de Cuerda Martin).

**SABADO, 22 de JULIO**

10h a 12h Sesiones de Operaciones.

9h15 a 19h30 Visita a Canterbury.

9h a 19h30 Visita a Cambridge.

13h30 Partida de Londres para Oxford, y vuelta el martes, 25 de Julio.

**BOWMAN MEMORIAL SERVICE**

A short religious service is to be held at 12.30 p.m. on Sunday, July 16th, in St. James' Church, Piccadilly, London, W.1, at which The Venerable the Archdeacon of Hampstead will officiate.

After the ceremony the President of the International Council, Prof. J. W. Nordenson, will lay a wreath at the memorial tablet to Sir William Bowman in St. James' Church.

**OPENING CEREMONY**

**Monday, July 17th, at 10.30 a.m.**

Opening of the Congress by His Royal Highness The Duke of Gloucester, K.G.

Presidential Address.

Address by the President of the International Council of Ophthalmology.

Inaugural Addresses of the Representatives of the Continents :

Europe : Dr. Edward Hartmann

North America : Dr. John H. Dunnington

South America : Prof. R. Argañaraz

Asia Sir Jamshedji Duggan

Africa Dr. Abdel Fattah El Tobgy

Australasia : Dr. J. Ringland Anderson

Presentation of the Gonin medal to Dr. H. Arruga by the President of the International Council.

**CEREMONIE D'OUVERTURE**

**Lundi, 17 Juillet à 10h.30**

Ouverture officielle du Congrès par His Royal Highness The Duke of Gloucester, K.G.

Discours présidentiel.

Discours du Président du Conseil International d'Ophthalmologie.

Discours d'inauguration par les Représentants des Continents :

Europe : Dr. Edward Hartmann

Amérique du Nord : Dr. John H. Dunnington

Amérique du Sud : Prof. R. Arganaraz

Asie : Sir Jamshedji Duggan

Afrique : Prof. A. F. El-Tobgy

Australasie : Dr. J. Ringland Anderson

Présentation par le Président du Conseil International de la Médaille Gonin au Dr. H. Arruga.

**CEREMONIA INAUGURAL**

**Lunes, 17 de Julio, a las 10.30 a.m.**

Apertura del Congreso por His Royal Highness The Duke of Gloucester, K.G.

Discurso del Presidente.

Discurso del Presidente del Consejo Internacional de Oftalmología.

Discursos de apertura por los representantes de los Continentes :  
Europa : Dr. Edward Hartmann  
América del Norte : Dr. John H. Dunnington.  
América del Sur : Prof. R. Arganaraz.  
Asia : Sir Jamshedji Duggan.  
Africa : Prof. A. F. El-Tobgy.  
Australasia : Dr. J. Ringland Anderson.  
Entrega de la Medalla Gonin al Dr. Arruga por el Presidente del Consejo Internacional.

#### **OFFICIAL PHOTOGRAPH**

The official Congress photograph will be taken in the quadrangle of University College at 12 noon on Monday, July 17th. All Members, Scientific Associates and Associates are requested to be present. Orders for prints will be taken at the W.V.S. Bureau where proofs will be available. Prints will be sent direct to members' home addresses.

#### **PHOTOGRAPHIE OFFICIELLE**

Une photo officielle du Congrès sera prise dans la Cour de University College lundi 17 juillet à midi. Tous les Membres, Associés et Associés Scientifiques sont priés d'être présents. Les épreuves seront déposées au Bureau des W.V.S. Les copies seront ensuite envoyées directement aux Membres qui en auront fait la commande.

#### **FOTOGRAFIA OFICIAL**

La fotografía oficial del Congreso será impresionada en el cuadrángulo del "University College," a mediodía del lunes 17 de julio. Se ruega a todos los miembros, asociados científicos y asociados, que estén presentes. Se recibirán peticiones de copias de esta fotografía en la Oficina de W.V.S., donde podrán recogerse. Se enviarán copias directamente al domicilio de los que lo soliciten.

#### **CLOSING CEREMONY**

1. Business procedure.
  - (a) Venue of the next Congress.
  - (b) Consideration of the proposals of the Delegation.
2. Closing speeches of the Delegates.

#### **CEREMONIE DE CLOTURE**

1. Affaires courantes.
  - (a) Venu du prochain Congrès.
  - (b) Etude des propositions de la Délégation.
2. Discours de clôture des Délégués.

### **CEREMONIA DE CLAUSURA**

1. Detalles administrativos.
  - (a) Lugar de celebración del nuevo Congreso.
  - (b) Estudio de las propuestas de la Delegación.
2. Discursos de clausura por los Delegados.

### **SCIENTIFIC PROGRAMME**

#### **Rules of Procedure for Meetings**

1. The Chairman will be responsible for the conduct of the meeting.
2. Speakers opening the two main discussions are allotted 15 minutes, while those delivering separate papers at the other meetings are allotted 10 minutes. (See articles 4 and 8 of the rules of the Congress.)
3. Those taking part in the discussions following papers are allotted 5 minutes.
4. Speakers are required to keep strictly within their time. Since the entire time of the Congress is fully taken up, it is necessary to keep to the programme and every endeavour should be made that each speaker starts at his scheduled time. Twenty minutes is reserved for each individual paper, with the general intention that 10 minutes will be devoted to the paper and 10 minutes to the discussion.
5. All speakers whose names are not on the programme are asked to announce their names at the beginning of their remarks. When they have finished speaking they will be asked to write their remarks on the paper given them by the editorial representative, and return it to him before the end of the meeting. If this is not done, their contributions to the discussions will not be included in the published Transactions.
6. Practically all the papers are in one or other of the three official languages, but those participating in the discussions may talk in any language they choose.
7. Copyright of all papers read at the Congress rests with the Executive Committee.

### **PROGRAMME SCIENTIFIQUE**

#### **Procédé des Réunions**

1. Le Président se fera responsable pour la conduite de la Réunion.
2. Les Orateurs qui commencent les deux discussions principales sont accordés 15 minutes, tandis que ceux qui donnent des discours aux autres Réunions sont accordés 10 minutes (Voir Art : 4 et 8 des Règlements du Congrès).
3. Ceux prenant part aux discussions qui suivent les discours sont accordés 5 minutes.

4. Les orateurs sont priés de ne pas excéder ces temps. Puisque chaque moment du Congrès est rempli il est nécessaire d'adhérer strictement au programme et on doit faire tous ses efforts pour que chaque orateur commence son discours au moment indiqué. Une période de 20 minutes est réservée pour chaque discours —c'est à dire 10 minutes pour le discours et 10 minutes pour discussion.
5. Tous ceux dont les noms ne sont pas sur le programme sont priés de s'annoncer par nom avant de commencer leur commentaire. Quand ils auront fini de parler on leur demandera d'écrire ce qu'ils viennent de dire sur le papier qui leur sera offert par un représentant éditorial, et de lui rendre avant le fin de la Réunion. Autrement leurs contributions aux discussions ne seront pas incluses dans le compte rendu.
6. Presque tous les discours seront donnés dans l'une ou l'autre des 3 langues officielles, mais tous ceux prenant part aux discussions peuvent se servir de la langue qu'ils préfèrent.
7. Le droit de reproduction de tous discours donnés au Congrès reste avec le Comité Exécutif.

**MONDAY, JULY 17th**

**Afternoon, 2 to 4.30 p.m.**

**HALL A**

*Chairman:* SIR STEWART DUKE-ELDER

1. 2 p.m.  
ARRUGA, H. (Spain). Desprendimiento de la retina.
2. 2.10 p.m.  
MOTOLESE, A., PALAMA, G., and MAGNO, P. (Italy). Localizzazione matematica delle rotture retiniche.
3. 2.20 p.m.  
MAGGIORE, L. (Italy). Distacchi retinici bilaterali simmetrici, con identità di aspetto ottalmoscopico e di decorso clinico.
4. 2.30 p.m.  
FEIGENBAUM, A. (Israel). Familial detachment of the retina and the question of interruption of pregnancy because of juvenile idiopathic detachment.
5. 2.45 p.m.  
GODTFREDSSEN, E. (Denmark). Further investigations into hyaluronic acid and hyaluronidase in the subretinal fluid in retinal detachment.
6. 2.55 p.m.  
SPAETH, E. B. (U.S.A.). Retinal separation surgery. The varied demands connected with this surgery.
7. 3.05 p.m.  
ROSENGREN, B. (Sweden). The use of air injection in operations for retinal detachment.

8. 3.15 p.m.

WEVE, H. J. M. (Holland). Reefing of the sclerotic.

9. 3.30 p.m.

FANTA, H. (Austria). The pathology of the sclera after Lindner's shortening operation.

10. 3.40 p.m.

PHILIPS, A. S. (U.K.). The results of scleral resection in the treatment of retinal detachment.

3.50—4.30 p.m.

DISCUSSION.

#### HALL B

*Chairman:* PROF. B. MALLING

11. 2 p.m.

STONE, W., JR. (U.S.A.). Experiences with the incompletely covered two-piece post enucleation implant—presentation of over 120 cases performed over a three-year period.

12. 2.20 p.m.

HAI BRON, P. (France). Nouveau procédé d'amélioration de la prothèse oculaire par implantation orbitaire d'acrylic.

13. 2.40 p.m.

TROUTMAN, R. C. (U.S.A.). Integrated magnetic implant.

14. 3 p.m.

DOGGART, J. H. (U.K.). Spontaneous hyphaema.

15. 3.20 p.m.

DEKKING, H. M. (Holland). Visual disturbances due to tridione.

16. 3.40 p.m.

DE VINCENTIIS, M. (Italy). Ricerche sul ricambio della retina degli eterotermi.

17. 4. p.m.

RIDLEY, H. (U.K.). Television in ophthalmology.

#### HALL C

*Chairman:* DR. STUART RAMSEY

18. 2 p.m.

MICHAELSON, I. C. (Israel). The rôle of the choroid in the nutrition of the retina and some observations on its significance on certain retinal diseases.

19. 2.20 p.m.

GUGLIANETTI, L. (Italy). Sur la sclérose généralisée des vaisseaux choroïdiens d'origine familiale.

20. 2.40 p.m.

SJÖGREN, H. (Sweden). Dystrophia reticularis laminae pigmentosae retinae.

21. 3 p.m.

FRANÇOIS, J. (Belgium). Nouvelle contribution à l'étude des hérédo-dégénérescences tapéto-rétiniennes périphériques et centrales.

22. 3.20 p.m.

GORDÜREN, S. (Turkey). Treatment of retinitis pigmentosa with placenta and placental extracts.

23. 3.40 p.m.

PAGLIARANI, N. (Italy). Sul valore della prova dei colliri di Foerster per la diagnosi di sede, nelle lesioni del simpatico cervicale.

24. 4 p.m.

VAZQUEZ BARRIERE, R., and RODRIGUEZ BARRIOS, R. (Uruguay). El acido para-amino-salicílico en oftalmología.

## TUESDAY, JULY 18th

*Morning, 9.30 a.m. to 12.30 p.m.*

### HALL A

*Chairman:* PROFESSOR H. J. M. WEVE

DISCUSSION: "The rôle of the sympathetic system in the genesis of vascular hypertension and its effect upon the eye."

*Openers:* 25. Professor F. H. Adler—Philadelphia.  
26. Mme. Schiff-Wertheimer—Paris.  
27. Mr. Hedley Atkins—London.

*Taking part in the discussion:*

Bedell, A. J. (U.S.A.)  
Cattaneo, D. (Italy)  
Shucksmith, H. (U.K.)  
Esente, I. (Italy)  
Tassman, I. S. (U.S.A.)  
Appelmans, P. J. M. (Belgium)  
Marin-Amat, M. (Spain)  
Cristini, G. (Italy)  
Black, G. W. (U.K.)  
Amsler, M. (Switzerland)  
Daniel, R. K. (U.S.A.)  
Fritz, A. (Belgium)  
Heinsius, E. (Germany)  
Rusodimos, C. N. (Panama)  
Thorpe, H. E. (U.S.A.)  
Radnot, M. (Hungary)  
Vouvalis, G. (Tunisia)  
Matteucci, P. (Italy)

*Afternoon, 2 to 4.30 p.m.*

HALL A

*Chairman:* DR. J. H. DUNNINGTON

28. *2 p.m.*  
AMSLER, M. (Switzerland). L'Humeur aqueuse en clinique.  
(1) La ponction camérulaire—sa technique, ses indications et contre-indications. La réaction de l'oeil. Applications thérapeutiques.
29. *2.15 p.m.*  
HUBER, A. (Switzerland). L'Humeur aqueuse en clinique.  
(2) Etude biomicroscopique et examens de laboratoire. Techniques diverses. Le contenu de l'humeur aqueuse pathologique. Vues sur la "barrière."
30. *2.30 p.m.*  
VERREY, F. (Switzerland). L'Humeur aqueuse en clinique.  
(3) Utilité de la ponction camérulaire pour le diagnostic, le pronostic et la thérapeutique de quelques affections oculaires.
31. *2.50 p.m.*  
STREIFF, E. B. (Switzerland). Essai de synthèse de la physiopathologie circulatoire oculaire.
32. *3.10 p.m.*  
APPELMANS, M., and MICHELS, J. (Belgium). Humeur aqueuse xanthochromique.
33. *3.30 p.m.*  
GORDON, O. E., and VAIL, D. (U.S.A.). Absence of abnormal corneal vascularity in experimental human riboflavin deficiencies.
34. *3.50 p.m.*  
LIJO PAVIA, J. (Argentina). La pulsación provocada de la arteria central de la retina en cardíacos.

UNIVERSITY COLLEGE

*Chairman:* Professor L. GUGLIANETTI

35. *2 p.m.*  
ASCHER, K. W. (U.S.A.). Aqueous veins and contact lenses.
36. *2.20 p.m.*  
GOLDMANN, H. (Switzerland). The "other" ways of outflow of the anterior chamber.
37. *2.40 p.m.*  
JAYLE, G. E., and DOR, E. (France). Les greffes périlimbiques de muqueuse buccale. Technique et indications.
38. *3 p.m.*  
COPPER, A. C. (Holland). Orbital tension in Cushing's syndrome.



39. 3.20 p.m.  
FOSTER, J. (U.K.). The surgery of orbital tumours.
40. 3.40 p.m.  
VILLANI, G. (Italy). Cisti dermoidi dell'orbita; ossificazione incompleta e familiarità.
41. 4 p.m.  
BENGISU, N. (Turkey). Un cas de chlorome de l'orbite.

WELLCOME RESEARCH INSTITUTION

Chairman: PROFESSOR M. V. VANNAS

42. 2 p.m.  
BIRGE, H. L. (U.S.A.). Ocular mycology.
43. 2.20 p.m.  
SALGADO BENAVIDES, E. (Spain). Iconograpfia biomicroscópica del cuerpo vítreo.
44. 2.40 p.m.  
BUSCHKE, W. H. (U.S.A.). Problems of intercellular cohesion in corneal epithelium.
45. 3 p.m.  
MANSCHOT, W. A., and HAMPE, J. F. (Holland). The origin of ocular symptoms in spontaneous subarachnoid haemorrhages.
46. 3.20 p.m.  
MOUTINHO, H., and SERRAO DE MOURA, L. (Portugal). Sur les phacomatoses.
47. 3.40 p.m.  
KHALIL, M. (Egypt). Contact lenses in unilateral aphakia.
48. 4 p.m.  
SAL-LENCE, J. (Spain). Reflejos fijos y movibles del fondo de ojo.

WEDNESDAY, JULY 19th

Morning, 9.30 a.m. to 12.30 p.m.

HALL A

Chairman: DR. E. HARTMANN

49. 9.30 a.m.  
PAUFIQUE, L. (France). Les indications actuelles de la kératoplastie lamellaire.
50. 9.40 a.m.  
SOURDILLE, G.-P. (France). Les techniques des kératoplasties lamellaires.
51. 9.50 a.m.  
FRANCESCHETTI, A., and DORET, M. (Switzerland). Kératoplastie combinée lamellaire et perforante.
52. 10.05 a.m.  
BARRAQUER MONER, J. (Spain). Queratoplastia. Problemas que plantea la fijación del injerto.

53. 10.15 a.m.  
CASTROVIEJO, R. (U.S.A.). Keratoplasty; re-transplants; unusual cases.
54. 10.30 a.m.  
MUSINI, A., RAVERDINO, E., and MORGANTI, G. (Italy). La blefaroptosi congenita - suoi aspetti genetici e clinici.
55. 10.40 a.m.  
JOSEPH, E., and OFFRET, G. (France). Observations biologiques post-opératoires après kératoplastie.
56. 10.50 a.m.  
SOBHY BEY, M. (Egypt). Personal experiences with the different forms of keratoplasty in Egypt.
57. 11 a.m.  
THOMAS, C. I. (U.S.A.). Indications for and technique of corneal transplant in aphakia and ectopia of the lens.
58. 11.15 a.m.  
TUDOR THOMAS, J. W. (U.K.). Keratoplasty; some technical considerations.
- 11.25 a.m. to 12.30 p.m.  
DISCUSSION.

#### HALL B

Chairman: PROFESSOR J. CHARAMIS

59. 9.30 a.m.  
LEDERMAN, M. (U.K.). Radiotherapy in non-neoplastic diseases of the eye.
60. 9.50 a.m.  
DUGGAN, SIR JAMSHEDJI, and CHITNIS, V. K. (India). Two unusual cases treated successfully by radium.
61. 10.10 a.m.  
ALVARO, M. E., SILVA, M. A., FRIED, C., and MAFFEI, W. E. (Brazil). Experimental and clinical effects of X-rays in the treatment of uveitis.
62. 10.35 a.m.  
LIFF, C. E. (U.S.A.). Present status of Beta irradiation in ophthalmology.
63. 10.55 a.m.  
MARIN-AMAT, M. (Spain). La dacriocistorinostomía actual.
64. 11.15 a.m.  
BEIRAS GARCIA, A. (Spain). Fotodacriocistoscopia.
65. 11.35 a.m.  
RYCROFT, B. W. (U.K.). The treatment of epiphora caused by absence of the lacrimal sac.
66. 12 noon  
DE ROETTI, A. F. M., SNR. (U.S.A.). The dry eye.

HALL C

Chairman: DR. H. MOUTINHO

67. 9.30 a.m.  
VON BAHR, G. (Sweden). On the effect of chromatic aberration on vision.
68. 9.50 a.m.  
LONGHIENA, L. (Italy). Distacco di retina e afachia.
69. 10.10 a.m.  
LYLE, T. KEITH (U.K.). The present position of orthoptics in the treatment of manifest and latent strabismus.
70. 10.35 a.m.  
RØNNE, G. (Denmark). Some observations on normal and abnormal binocular vision.
71. 10.55 a.m.  
DUNLAP, E. A. (U.S.A.). Principles and choice of surgery in vertical muscle imbalances.
72. 11.15 a.m.  
THOMAS, PH. (Lebanon). Nouveau procédé d'allongement et de raccourcissement musculaire; premiers essais de greffe musculo-aponevrotique dans l'opération du strabisme.
73. 11.35 a.m.  
BROWN, E. V. L. (U.S.A.). A comparison of the refraction of strabismic eyes with that of non-strabismic eyes from birth to the 25th year.
74. 12 noon  
ANDERSON, J. RINGLAND (Australia). Post-operative progression or "drift" in convergent strabismus.

Afternoon, 2 to 4.30 p.m.

HALL A

Chairman: DR. E. DIAZ-CANEJA

75. 2 p.m.  
WOODS, A. C. (U.S.A.). A clinical study of streptococcal bacterial hypersensitivity in non-granulomatous uveitis.
76. 2.20 p.m.  
STONE, L. S. (U.S.A.). The development of normal and reversed vision in transplanted eyes.
77. 2.40 p.m.  
DIMSDALE, H. (U.K.). Some ophthalmological manifestations of cerebral atrophy.
78. 3 p.m.  
RAVERDINO, E. (Italy). Cantotomia permanente interna nella cura chirurgica della blefarofimosi accompagnata a ptosi congenita.

79. 3.20 p.m.  
POYALES URENA, A. (Spain). Tratamiento quirúrgico de la miopía.
80. 3.40 p.m.  
TRANTAS, N. G. (Greece). Sur la nature de veines aqueuses de Ascher.
81. 4 p.m.  
FRITZ, A. (Belgium). La correction panfocale de la presbyopie.

**THURSDAY, JULY 20th**

**Morning, 9.30 a.m. to 12.30 p.m.**

HALL A

*Chairman:* DR. CONRAD BERENS

DISCUSSION: "The clinical and social aspects of heredity in ophthalmology."

- Opens:* 82. Professor L. H. Snyder—Norman, Oklahoma.  
83. Miss Ida Mann—London.  
84. Professor A. Franceschetti—Geneva.

*Taking part in the discussion:*

Arkin, W. (Poland)  
Riddell, W. J. B. (U.K.)  
Waardenburg, P. J. (Belgium)  
Pritikin, R. I. (U.S.A.)  
François, J. (Belgium)  
Massoud, F. (Egypt)  
Pagani, M. (Italy)  
Lytle Gowens, H. (U.S.A.)  
Schupfer, F. (Italy)  
Buschke, W. H. (U.S.A.)  
Musini, A. (Italy)  
Mutch, J. R. (U.K.)  
Franceschetti, A. (Switzerland)  
Chomc, N. (Switzerland)  
Salgado Gomez, E. (Spain)  
Blum, J.-D. (Belgium)  
Argañaraz, R. (Argentina)

**Afternoon, 2 to 4.30 p.m.**

HALL A

*Chairman:* MR. M. H. WHITING

85. 2 p.m.  
BOEDER, P. (U.S.A.). Aniseikonia—theoretical aspects.
86. 2.10 p.m.  
BURIAN, H. M. (U.S.A.). Aniseikonia—clinical aspects.

87. 2.30 p.m.  
REESE, A. B., and BLODI, F. (U.S.A.). Retroental fibroplasia.
88. 2.50 p.m.  
KIRBY, D. B. (U.S.A.). Three years' experience with general akinesia (curare) in cataract surgery.
89. 3 p.m.  
THOMPSON, J. P. (U.S.A.) The cataract section analysed and improved.
90. 3.10 p.m.  
D'ANDRADE, L. (Portugal). L'extraction de la cataracte au moyen de la "zonulotomie et compression."
91. 3.20 p.m.  
BERLINER, M. L. (U.S.A.). Epithelial downgrowth following cataract extraction.
92. 3.30 p.m.  
CLAPP, C. A. (U.S.A.). Epithelioma of the ciliary body as a complication as well as a cause of cataract.
93. 3.40 p.m.  
HUGHES, WENDELL L. (U.S.A.). The use of thrombin in the anterior chamber to control haemorrhage.
94. 3.50 p.m.  
WILLIAMSON-NOBLE, F. A. (U.K.). Security measures in cataract surgery.
- 4 to 4.30 p.m.  
DISCUSSION.

#### HALL B

Chairman: PROFESSOR A. W. MULOCK HOUWER

95. 2 p.m.  
MINSKY, H. (U.S.A.). The "surgical limbus." An aid in selecting the site of incisions in intraocular surgery for the relief of glaucoma.
96. 2.20 p.m.  
DUTT, S. C. (India). Epidemic-dropsy glaucoma (a feature of Bengal).
97. 2.40 p.m.  
SEDAN, J., and SEDAN-BAUBY, S. (France). Hypertensions irréductibles du globe après extraction de cataracte—observées identiques dans quatre générations successives.
98. 3 p.m.  
KALT, M. (France). Traitement local des uvéites hypertensives.
99. 3.20 p.m.  
HENDERSON, THOMSON (U.K.). The significance of pressure equilibrium on the intra-ocular contents and its bearing on glaucoma and its treatment.

100. 3.40 p.m.  
WERNER, L. E., and MACDOUGALD, T. J. (Eire). Low tension glaucoma, its diagnosis and treatment.
101. 4 p.m.  
SOURDILLE, G. P., and HERVOUET, F. (France). Statistique d'operations fistulisantes dans le glaucome chronique simple.

HALL C

Chairman: DR. B. SEMADENI

102. 2 p.m.  
TANSLEY, K. (U.K.). The physiological basis of electroretinography.
103. 2.10 p.m.  
KARPE, G. (Sweden). The clinical applications of electroretinography.
104. 2.20 p.m.  
HENKES, H. E. (Holland). The use of electroretinography in disturbances of the retinal and choroidal circulation.
105. 2.55 p.m.  
BASAR, I. (Turkey). Un cas de syndrome de Vogt-Koyanagi et ulcus rodens.
106. 3.15 p.m.  
RIDDELL, W. J. B. (U.K.). The sex difference in European iris colour.
107. 3.35 p.m.  
CAMPUZANO, H. (Paraguay). Manifestaciones oculares de la enfermedad de Nicolas, Favre y Durand.
108. 3.55 p.m.  
PAGANI, M. (Italy). Pathogenie des manifestations oculaires dans la leptospirose.

FRIDAY, JULY 21st

Morning, 9.30 a.m. to 12.30 p.m.

HALL A

Chairman: PROFESSOR M. E. ALVARO

109. 9.30 a.m.  
SUGAR, H. S. (U.S.A.). Concerning the etiology of simple glaucoma.
110. 9.40 a.m.  
COURTIS, B., and NUNEZ, R. B. (Argentina). Teoria sobre la patogenia del glaucoma primario.
111. 9.50 a.m.  
MARIN ENCISO, E. (Spain). Emocion y glaucoma.

112. 10 a.m.  
CRISTINI, G. (Italy). The rationale of ocular hypertension in glaucoma. The common pathological basis for hypertension and nervous atrophy.
113. 10.15 a.m.  
BIETTI, G. B. (Italy). Di un nuovo "test" per la diagnosi precoce del glaucoma: il comportamento della macchia cieca nella compressione dinamometrica sperimentali del bulbo oculari.
114. 10.25 a.m.  
STOCKER, F. W. (U.S.A.). Systemic use of newer sympatholytics and parasympathetic stimulants for influencing the intraocular pressure.
115. 10.35 a.m.  
BARKAN, O. (U.S.A.). Glaucoma induced by air blockade. Clinical observation and experimental study.
116. 10.45 a.m.  
COPPEZ, L., and ZANEN, J. (Belgium). Importance de la fistulisation dans l'opération d'Elliot.
117. 11 a.m.  
WEEKERS, R. (Belgium). Les indications de la cyclodiathermie non perforante thermométrique dans le traitement de l'hypertension intraoculaire.
118. 11.10 a.m.  
BERENS, C., SHEPPARD, L. B., and DUEL, A. B. (U.S.A.). The surgery of glaucoma. A report of 108 cycloelectrolysis and 766 cyclodiathermy operations.
119. 11.20 a.m.  
PREZIOSI, SIR LUIGI (Malta). 25 years of galvano-cautery puncture in the treatment of glaucoma.
120. 11.30 a.m.  
NEAME, H. (U.K.). Experimental investigation into the effect of electro-cautery puncture and diathermy puncture:  
1. in human cadaver liver tissue and  
2. into the anterior chamber of the rabbit's eye (subconjunctival).  
Report on 20 cases of Preziosi's operation for glaucoma.
- 11.40 a.m. to 12.30 p.m.  
DISCUSSION.

HALL B

Chairman: PROFESSOR K. LINDNER

121. 9.30 a.m.  
TSOPELAS, B. (Greece). Sur une conception pathogénique nouvelle de l'arachnodactylie.

122. 9.50 a.m.  
WAARDENBURG, P. J. (Holland). A new syndrome: blepharophimosis by dystopia canthi medialis latero-versa, hypertrichosis supercilia, a strand of white hair, heterochromia iridium and deaf mutism.
123. 10.10 a.m.  
COX, R. A. (U.S.A.). Ocular brucellosis.
124. 10.30 a.m.  
SCHEPENS, C. L. (U.S.A.). Examination of the ora serrata region—its clinical significance.
125. 10.50 a.m.  
HRUBY, K. (Austria). Progress in slit-lamp microscopy of the posterior section of the eye.
126. 11.15 a.m.  
DEJEAN, CH., and GASSENG, R. (France). Note sur les aspects cliniques et biomicroscopiques de l'hyalite tuberculeuse.
127. 11.35 a.m.  
WOLFF, E., and PENMAN, G. G. (U.K.). The position occupied by the peripheral retinal fibres in the nerve fibre layer and at the nerve-head.
128. 11.55 a.m.  
BUSACCA, A. (Brazil). Quelques aspects de l'endothélium cornéen en biomicroscopie et sur des préparations histologiques à plat.

#### HALL C

*Chairman:* COL. SIR JAMSHEDJI DUGGAN

129. 9.30 a.m.  
ASHTON, N. (U.K.). The pathology of retinal micro-aneurysms.
130. 9.50 a.m.  
DE LAET, H.-A., HUBINOT, P. O., and BLACKMAN, J. H. (Belgium). L'hypertension artérielle rétinienne dans l'éclampsie et dans les toxémies du dernier tiers de la grossesse.
131. 10.10 a.m.  
MARQUEZ, M. (Mexico). Las excursiones optalmoscópicas en el sentido da la profundidad.
132. 10.35 a.m.  
MUCH, V. (Israel). L'hypophyse et les ostéopathies.
133. 10.55 a.m.  
CATTANEO, D. (Italy). Esistono segni oftalmoscopici differenziali nelle ipertensioni arteriose?
134. 11.15 a.m.  
CRUTHIRDS, A. E. (U.S.A.). The rôle of sulfhydryl in tissue respiration and repair as applied to burns in ophthalmology.



135. 11.35 a.m.  
DUBOIS-POULSEN, A., and MILLER, H. A. (France). Valeur comparée des signes sphygmoscopiques et anatomiques rétiniens dans l'hypertension artérielle.
136. 11.55 a.m.  
LANDAU, J., and BROMBERG, Y. M. (Israel). Dark adaptation at the climacteric.
137. 12.15 p.m.  
CAVKA, V. (Yugoslavia). Total perforating keratoplasty.

**PROGRAMME OF FILMS**

in

The Auditorium of the Wellcome Research Institution,  
183 Euston Road, London, N.W.1

**PROGRAMME DE FILMS**

**PROGRAMA DE LOS FILMS**

**MONDAY, JULY 17th**

*Afternoon, 2 p.m.*

- 2 p.m.  
PAGANI, M. (Italy). Greffe cornéenne.
- 2.12 p.m.  
STONE, L. S. (U.S.A.). Functional polarization of the retina and the development of vision in transplanted embryonic salamander eyes.
- 2.27 p.m.  
STONE, L. S. (U.S.A.). Lens regeneration from cells of the dorsal iris tissue and factors controlling it.
- 2.42 p.m.  
DEJEAN, C. (France). Technique personnelle de l'opération du strabisme.
- 2.54 p.m.  
HOLMES, W. J. (Hawaii). Early diagnosis and ocular complications of leprosy.
- 3.15 p.m.  
PRITIKIN, R. I. (U.S.A.). Ophthalmic surgery under field conditions.
- 3.45 p.m.  
LIJO PAVIA, J. (Argentina). Demostración cinematográfica de la tonoscopia.
- 3.55 p.m.  
RAVERDINO, E. (Italy). La cura chirurgica delle ametropie.
- 4 p.m.  
COFFEZ, L. (Belgium). Kératoplastie lamellaire.
- 4.15 p.m.  
HAZARI, K. (India). Chromo-therapy. Treatment of eye-diseases by coloured lights.

**WEDNESDAY, JULY 19th**

**Morning, 9.30 a.m.**

9.30 a.m.  
MEYER, R. C. J. (South Africa). Intracapsular cataract extraction.

9.52 a.m.  
D'ANDRADE, L. (Portugal). L'extraction de la cataracte au moyen de la zonulotomie et compression.

10 a.m.  
BERKE, R. N. (U.S.A.). Cataract surgery in India.

10.25 a.m.  
POLALES URENA, A. (Spain). Tratamiento quirúrgico de la miopía.

10.35 a.m.  
LANDEGGER, G. P. (U.S.A.). Covered orbital implant which uses the six extrinsic muscles of the eye.

10.47 a.m.  
STONE, L. S. (U.S.A.). Normal and abnormal vision in transplanted and rotated eyes.

11.02 a.m.  
KEYSER, G. W. (Norway). Can the coloured film answer the question regarding the ability of traffic personnel to distinguish colours?

11.10 a.m.  
CAMPBELL, D. (U.K.). Eyes for the blind (illustrating the training of guide dogs).

11.20 a.m.  
JAYLE, G. E. (France). La greffe périlimbique de muqueuse buccale.

11.35 a.m.  
BARKAN, O. (U.S.A.). Goniotomy: operation for congenital glaucoma.

11.50 a.m.  
WEEKERS, R. (Belgium). Technique de l'iridencléisis et de la cyclodiathermie non-perforante.

12.08 p.m.  
MINSKY, H. (U.S.A.). The suspensory ligament of Zinn and its zonular chamber.

**Afternoon, 2 p.m.**

2 p.m.  
RYCROFT, B. W. (U.K.). Corneal graft.

2.15 p.m.  
RYCROFT, B. W. (U.K.). Cantho-rhinostomy.

2.25 p.m.  
ARRUGA, H. (Spain). Injerto corneal.

2.32 p.m.  
ARRUGA, H. (Spain). Operación de catarata.

- 2.40 p.m.  
FRANÇOIS, J. (Belgium). Iridencleisis.
- 2.55 p.m.  
LAVAL, J. (U.S.A.). An operation for chronic primary glaucoma: goniodialysis combined with sclerectomy and iris inculsion.
- 3.10 p.m.  
SCHIFF-WERTHEIMER, S. (France). Décollement de la rétine—traitement chirurgical.
- 3.40 p.m.  
STALLARD, H. B. (U.K.). Application of radon seeds to the sclera for glioma retinae.
- 3.47 p.m.  
LANDEGGER, G. P. (U.S.A.). Filaria loa in the eye.
- 3.55 p.m.  
BARRAQUER MONER, J. (Spain). La facoérisis en 1916.
- 4.07 p.m.  
BARRAQUER MONER, J. (Spain). Estado actual de la facoérisis.
- 4.19 p.m.  
BARRAQUER MONER, J. (Spain). Técnica quirúrgica de la queratoplastia.
- 4.31 p.m.  
HUDSON, J. R. (U.K.). The Cutler-Hamblin tantalum implant.

**THURSDAY, JULY 20th**

**Morning, 9.30 a.m.**

- 9.30 a.m.  
PAUFIQUE, L. (France). Greffes de la cornée.
- 9.55 a.m.  
SOURDILLE, G. P. (France). Kératoplastie—technique et résultats.
- 10.25 a.m.  
STALLARD, H. B. (U.K.). Anterior flap sclerotomy and basal iridencleisis.
- 10.30 a.m.  
STONE, W. (U.S.A.). Post enucleation implants with results of animal experimentation, operative procedure and patients.
- 11.10 a.m.  
TASSMAN, I. S. (U.S.A.). Fibrin-coagulum closure of wounds in ocular surgery.
- 11.25 a.m.  
ARRUGA, H. (Spain). Retinal detachment.
- 11.33 a.m.  
LLOYD JOHNSTONE, I. (U.K.). Chain-making—a source of industrial cataract.

11.55 a.m.

COPPEZ, L. (Belgium). Elliot's trephining.

12 noon

NEELY, J. C. (U.K.). Relationship between eye movements and depth perception in monocular and binocular pilots.

12.10 p.m.

PATON, R. TOWNLEY (U.S.A.). Keratoplasty-lamellar.

**Afternoon, 2 p.m.**

2 p.m.

TROUTMAN, R. C. (U.S.A.). An integrated magnetic implant developed at New York Hospital Cornell University College of Medicine.

2.17 p.m.

MOUTINHO, H. (Portugal). Operação da catarata.

2.25 p.m.

DAILY, R. K. (U.S.A.). Cataract extraction. (Film from the Department of Ophthalmology, Baylor Medical College, Houston, Texas.)

2.40 p.m.

GASTROVIEJO, R. (U.S.A.). Keratoplasty. Techniques and results.

3.45 p.m.

LEHRFELD, L. (U.S.A.). The Herbert operation for glaucoma.

4.10 p.m.

KNAPP, A. A. (U.S.A.). Corneal tattooing with optical iridectomy—in a patient with marked keratoconus.

4.20 p.m.

VAIL, D. (U.S.A.). Smith-Indian intracapsular cataract extraction.

**FRIDAY, JULY 21st**

**Morning, 9.30 a.m.**

9.30 a.m.

CALLAHAN, A. (U.S.A.). Cataract extraction via lateral approach following glaucoma surgery.

9.50 a.m.

CALLAHAN, A. (U.S.A.). Repair of facial orbital maxillary opening.

10.22 a.m.

DIAZ-GUERRERO, J. (Colombia). Cirugia de la córnea y del cristalino.

10.42 a.m.

BARRAQUER MONER, J. (Spain). Operacion del desprendimiento de la retina.

10.54 a.m.

FRITZ, A. (Belgium). Les verres de contact suturés dans la chirurgie oculaire.

*11.12 a.m.*  
STALLARD, H. B. (U.K.). Lateral orbitotomy (modified Kronlein's operation).

*11.24 a.m.*  
HOLMES, W. J. (Hawaii). The implantation operation for enucleation.

*11.41 a.m.*  
FAVORY, A. (France). Opération du ptosis.

*11.51 a.m.*  
BEHRMAN, S., and HANSELL, P. (U.K.). Latent nystagmus.

*12.05 p.m.*  
LANDEGGER, G. P. (U.S.A.). Two corneal transplantations from one donor eye.

**PROGRAMME OF OPERATING SESSIONS**  
**PROGRAMME DES SESSIONS OPERATOIRES**  
**PROGRAMA DE SESIONES DE OPERACIONES**

**MONDAY, JULY 17th**

2—4 p.m.	Mr. E. F. King and Mr. P. D. Trevor-Roper Mr. P. McG. Moffatt	Westminster Hospital, Horseferry Road Moorfields Hospital— Royal Westminster Branch, Holborn Moorfields Hospital— City Road
	Mr. C. Dee Shapland Mr. H. B. Stallard	

**TUESDAY, JULY 18th**

9 a.m.—		
12 noon	Mr. M. H. Whiting and Mr. A. J. B. Goldsmith	Middlesex Hospital
10 a.m.—		
12 noon	Mr. J. E. M. Ayoub Mr. A. G. Cross and Mr. F. A. Williamson- Noble	London Hospital St. Mary's Hospital
2—4 p.m.	Mr. A. Lister	Moorfields Hospital— City Road

**WEDNESDAY, JULY 19th**

10 a.m.—		
12 noon	Mr. A. G. Leigh	Moorfields Hospital— City Road
	Miss J. Dollar	Royal Eye Hospital
2—4 p.m.	Mr. J. D. M. Cardell	Moorfields Hospital— City Road
	Mr. A. Seymour Philips	Moorfields Hospital— Royal Westminster Branch, Holborn

**THURSDAY, JULY 20th**

2—4 p.m. Mr. G. G. Penman

Moorfields Hospital—  
Royal Westminster  
Branch, Holborn  
Guy's Hospital

Mr. O. G. Morgan

**FRIDAY, JULY 21st**

10 a.m.—

12 noon Miss J. Dollar

2—4 p.m. Mr. E. Wolff

Royal Eye Hospital  
Moorfields Hospital—  
Royal Westminster  
Branch, Holborn

**SATURDAY, JULY 22nd**

10 a.m.—

12 noon Mr. A. Seymour Philips

Moorfields Hospital—  
Royal Westminster  
Branch, Holborn

**DEMONSTRATIONS**

Tickets for all demonstrations must be obtained at the Bureau.

***Institute of Ophthalmology***

The Institute of Ophthalmology, situated in Judd Street, London, W.C.1 (500 yards due south of the Trade Exhibition in the St. Pancras Town Hall) is the post-graduate teaching and research school of the University of London, and is affiliated with Moorfields, Westminster and Central Eye Hospital.

On the afternoon of Wednesday, 19th July, it will be open from 2.30 to 4.30 p.m., when all departments—pathology, medical illustration, physiology, chemistry, etc.—will be on view.

The following demonstrations have been arranged, commencing about 2.30 p.m., for which tickets will be available in the Bureau at B.M.A. House. Owing to the impossibility of large numbers seeing the demonstrations with any satisfaction, admission to these demonstrations will be to ticket holders only.

1. *Measurement of the rate of flow of aqueous humour.*

The injection of radio-active isotopes into the anterior chamber and their subsequent estimation.

By D. M. Maurice.

2. *Studies on the intra-ocular pressure.*

The effects of nitrogen mustard and sympathetic stimulation.

By H. Davson, E. S. Perkins and D. P. Greaves.

3. *Hyalurionidase spreading reaction.*

By A. M. Woodin.

4. *Technique for collection and estimation of human tears.*  
By A. Giardini and J. R. E. Roberts.
5. *Measurement of the thickness of the cornea.*  
By D. M. Maurice and A. Giardini.
6. *Some experiments on the physiology of the fovea.*  
A method of obtaining apparently increased sensitivity  
of a photographic emulsion.  
By Professor H. Hartridge, F.R.S.
- Wed. 7. *Demonstration of electro-physiology of the retina.*  
By L. C. Thomson.
8. *Absorption spectra of visual pigments.*  
By H. J. A. Dartnall.
- U-d. 9. *Subjective experiments on vision.*  
By R. A. Weale.
10. *Demonstration of polarization phenomena of retinal rods.*  
By Mrs. Kennard.

The Institute will be open from 10.30 a.m. to 4 p.m. throughout the week when visitors will be welcomed, though special demonstrations will not be available except as above. No ticket is required for a casual visit.

**Demonstration of Exhibition of Radiotherapy in  
Ophthalmology (Wellcome Research Institution)**

Dr. M. Lederman.

The Exhibition is largely devoted to the technical methods of the radiotherapy of both malignant and non-malignant diseases of the eye. Various devices for protecting the eye are shown. Conditions suitable for treatment are illustrated by photographs and some results of treatment are given.

**Physiotherapy Demonstration (Moorfields, City Road)**

Dr. P. D. Trevor-Roper.

A description of the Physiotherapeutic methods now employed at Moorfields—Actinotherapy (ultra-violet and infra-red irradiation), low voltage electrotherapy (Ionisation, Galvanism and Electrolysis) and high-voltage electrotherapy (short-wave diathermy); with a demonstration of the instruments in use. Their therapeutic indications in ophthalmology will be discussed with an analysis of the cases recently treated and a commentary on the results of the various treatments.

**Demonstration of the Application of Colour Television to  
Ophthalmology**

Mr. Harold Ridley.

A demonstration of the application of colour television to ophthalmology, including ophthalmoscopy, will be given at St. Thomas's Hospital, S.E.1, at the following times:—

- Tuesday, July 18th, 11 a.m.—12.30 p.m.
- Wednesday, July 19th, 2.30 p.m.—4 p.m.
- Thursday, July 20th, 2.30 p.m.—4 p.m.
- Friday, July 21st, 11 a.m.—12.30 p.m.





The use of glass in making artificial eyes is perhaps the more spectacular method of producing these prostheses, since it depends to a much larger degree on the manipulative skill of the actual individual eye maker. Opportunity is offered for comparing the methods.

***Methods of Manufacture and Fitting of Contact Lenses***  
***(London School of Hygiene)***

The indications for Contact Lenses may be diagnostic, operative, protective, preventive, therapeutic or optical. For most irregular astigmatisms such as those due to conical cornea, corneal degenerations or scars following mechanical, chemical or infective lesions, as well as for higher refractive errors (unilateral aphakia, extreme myopia and the like), there is no substitute for contact lenses. The majority of lenses however are prescribed for patients who on account of common errors of refraction are dependent on the constant use of glasses and who for professional or other reasons are anxious to wear contact lenses.

Tolerance varies from 8 to 16 hours per day. Maximum tolerance is obtained by systematic fitting. Sources of chemical irritation due to stagnation of the precorneal chamber are dealt with—mostly by means of a perforation—as carefully as are the causes of mechanical irritation due to maladjustment.

**DEMONSTRATIONS**

Demander au Bureau les cartes d'admission pour toutes les demonstrations.

***L'Institut d'Ophthalmologie***

L'Institut d'Ophthalmologie, Judd Street, W.C.1 (à 500 mètres au sud de l'Exposition Industrielle, St. Pancras Town Hall) constitue l'école post-graduée d'enseignement et de recherche de l'Université de Londres, et qui est affiliée aux Hôpitaux de Moorfields, Westminster et Central Eye.

Dans l'après-midi de mercredi le 19 juillet, l'Institut sera ouvert de 14.30 à 16.30 heures quand on pourra visiter toutes les sections—pathologie, tableaux médicaux, physiologie, chimie, etc.

Les demonstrations suivantes ont été arrangées à partir de 14.30 heures, pour lesquelles on peut obtenir les billets au Bureau à la British Medical Association House. Puisqu'un grand nombre de personnes ne pourraient bien voir ces demonstrations à leur satisfaction, l'entrée aux demonstrations ne sera que par carte.

1. La mensuration de la vitesse de l'écoulement de l'humeur aqueuse. L'injection d'isotopes radio-actifs à la chambre antérieure et leur estimation subséquente.  
par D. M. Maurice.
2. Etudes de la pression intra-oculaire.  
Les effets de nitrogen-moutarde et de la stimulation

- sympathique.  
par H. Davson, E. S. Perkins, et D. P. Greaves.
3. Hyaluronidase étendant réaction.  
par A. M. Woodin.
  4. Technique pour la collection et estimation des larmes humaines.  
par A. Giardini et J. R. E. Roberts.
  5. Mensuration de l'épaisseur de la cornée.  
par D. M. Maurice et A. Giardini.
  6. Quelques expériences de la physiologie du fovea.  
Une méthode pour obtenir augmentation apparemment de la sensibilité d'une émulsion photographique.  
par Professeur H. Hartridge, F.R.S.
  7. Demonstration de l'électro-physiologie de la rétine.  
par L. C. Thomson.
  8. Spectrum d'absorption de pigments visuels.  
par H. J. A. Dartnall.
  9. Expériences subjectives de la vision.  
par R. A. Weale.
  10. Demonstration de phénomènes de la polarisation de bâtonnets de la rétine.  
par Mme. Kennard.

L'Institut sera ouvert tous les jours de 10.30 à 16 heures, les visiteurs y sont cordialement invités, mais les démonstrations n'auront lieu qu'aux dates indiquées ci-dessus. Aucune carte d'entrée n'est exigée pour une visite informale.

***Demonstration de l'Exposition de Radiothérapie dans l'Ophthalmologie (Wellcome Research Institution)***

Dr. M. Lederman.

Cette exposition est dévouée presque entièrement aux méthodes techniques de la radiothérapie de maladies malignes et non-malignes de l'oeil. Plusieurs méthodes pour protéger l'oeil sont montrées. Les conditions appropriées au traitement sont illustrées par des photographies, et quelques résultats de ce traitement sont donnés.

***Demonstration de Physiothérapie (Moorfields, City Road)***

Dr. P. D. Trevor-Roper.

Démonstration des méthodes de physiothérapeutique actuellement employées à Moorfields—Actinothérapie (Rayons ultra-violets et infra-rouges). Electrothérapie à bas voltage (diathermie à ondes courtes) avec démonstration des instruments employés. Leurs indications thérapeutiques en ophtalmologie sont l'objet d'une discussion avec analyse des cas récemment traités et suivie d'un commentaire sur les résultats des traitements divers.

***Demonstration de l'Application de la Télévision en couleur l'Ophthalmologie***

Mr. Harold Ridley.

Une démonstration de l'application de la télévision en

couleur à l'Ophthalmologie, y compris l'Ophthalmoscopie, sera faite à l'Hôpital St. Thomas, S.E.1, aux dates et heures suivantes :

Mardi 18 Juillet	11.00 — 12.30 heures
Mercredi 19 Juillet	14.30 — 16.00 heures
Jeudi 20 Juillet	14.30 — 16.00 heures
Vendredi 21 Juillet	11.00 — 12.30 heures

#### **Demonstrations Orthoptiques**

Des demonstrations orthoptiques auront lieu concurrentement aux hôpitaux Moorfields (a City Road, E.C.1), et Westminster (a High Holborn, W.C.1) selon l'indicateur ci dessous. Elles seront faites par les Orthoptistes principaux de Grande Bretagne, et comprendront tous les aspects de traitement orthoptique moderne de strabisme et hétérophoria. Il y aura des cas typiques en chaque catégorie. Messieurs les visiteurs seront accompagnés autour des cliniques pour que toutes les questions puissent être expliquées et discutées en détail.

#### **Programme**

Succursale de l'Hôpital Moorfields	Succursale de l'Hôpital Westminster
------------------------------------	-------------------------------------

#### **Mardi le 18 Juillet**

Occlusion. Hétérophoria	Strabisme divergent Strabisme paralytique
-------------------------	--

#### **Mercredi le 19 Juillet**

Strabisme convergent Cas de verres de contact	Occlusion Hétérophoria
--	---------------------------

#### **Jeudi le 20 Juillet**

Strabisme divergent Strabisme paralytique	Strabisme convergent
--	----------------------

#### **Demonstration de la Manufacture et de l'Ajustement des Yeux Artificiels (London School of Hygiene)**

La façon et la méthode de la manufacture des yeux artificiels, soit en verre soit en matériel plastique (qui apparut en 1942), sont toujours intéressantes aux chirurgiens, et les Membres de l'Association des Opticiens dispensaires ont été invités à donner des demonstrations de toutes les deux.

On verra combien le matériel acrylique se prête à la production de formes peu communes pour s'adapter aux orbites et déformées et anormales et à la production de verres de contact extrêmement minces pour mettre par dessus les yeux rétrécis. On verra aussi combien l'emploi de ces substances facilite la correction de l'oeil artificiel pendant l'ajustement actuel.

On espère que plusieurs patients portant de différents types d'yeux artificiels y compris le "Mobileye" se présenteront. Ce "Mobileye," une prothèse d'après nature portée avec le Hamblin-Cutler Implant a été ordonné dernièrement avec beaucoup de succès par plusieurs chirurgiens ophtalmiques. Un artiste sera en train de peindre les iris pour

apparier les yeux actuels des patients avant de les incorporer dans l'oeil artificiel.

L'emploi de verre pour les yeux artificiels est peut-être une méthode plus frappante pour produire ces prothèses puisqu'il dépend à un degré beaucoup plus grand de la dextérité manipulative du fabricant. On aura l'occasion de comparer ces méthodes.

***Méthodes de la manufacture et de l'adaptation de verres de contact (London School of Hygiene)***

Les indications pour verres de contact peuvent être diagnostiques, opératoires, protecteuses, préventives, thérapeutiques ou optiques. Pour les astigmatismes irrégulières telles que celles dues à une cornée cornique, dégénération de la cornée ou aux cicatrices suivant les lésions mécaniques, chimiques ou contagieuses, ainsi que pour les erreurs plus sérieuses (aphakie uniloculaire, myopie extrême, etc.) il n'y a pas de remplaceant pour les verres de contact. La plupart des verres sont ordonnées pour les patients qui, à cause d'erreurs ordinaires de réfraction dépendent de l'usage continu de lunettes, et qui, pour des raisons, professionnelles ou autres, désirent porter les verres de contact. Tolérance est de 8 à 16 heures par jour. Tolérance maximum est obtenue par l'ajustement systématique. Les causes d'irritation chimique due à la stagnation dans la chambre antérieure sont améliorées—principalement par moyen d'une perforation—aussi soigneusement que sont les causes d'irritation mécanique dues au malajustement.

**DEMOSTRACIONES**

Los billetes para asistir a estos actos, deberán recogerse en las oficinas.

***Instituto de Oftalmología***

El Institute of Ophthalmology, sito en Judd Street, London, W.C.1 (a 500 metros al sur de la Exposición Comercial en el Ayuntamiento de St. Pancras), es la escuela de enseñanza suplementaria y pesquisas de la Universidad de Londres, y está afiliada con los hospitales oftalmológicos de Moorfields, Westminster y Central.

En la tarde de miércoles 19 de julio el Instituto quedará abierto de 14h30 a 16h30 para la visita de todas las secciones—patología, ilustración médica, fisiología, química, etc.

Se han dispuesto las siguientes demostraciones para empezar a 14h, poco más o menos, pudiendo obtenerse los billetes de entrada en la Oficina General en B.M.A. House. Dada la imposibilidad de que una numerosa asistencia pueda ver las demostraciones acomodadamente, no se admitirán a estos demostraciones sino los portadores de billetes.

1. *Medida de las velocidad de flujo del humor acuoso.*  
La inyección de isótopos radio-activos en la cámara anterior y su evaluación subsiguiente.  
Por D. M. Maurice.
2. *Estudios sobre la tension intra-ocular.*  
Los efectos de la mostarda-nitrógeno y la excitación simpática.  
Por H. Davson, E. S. Perkins y D. P. Greaves.
3. *La reaccion de derrame de Hialuronidase.*  
Por A. M. Woodin.
4. *La Tecnica de la recogida y evaluacion de lagrimas humanas.*  
Por A. Giardini y J. R. E. Roberts.
5. *Medida del espesor de la córnea.*  
Por D. M. Maurice y A. Giardini.
6. *Algunos experimentos sobre la fisiologia de la fosa central. Un metodo de conseguir sensibilidad mayor aparente de una emulsion fotografica.*  
Por Prof. H. Hartridge, F.R.S.
7. *Demostracion de electrofisiologia retiniana.*  
Por L. C. Thomson.
8. *Espectros de absorcion de pigmentos visuales.*  
Por H. J. A. Dartnall.
9. *Experimentos de vision subjetivos.*  
Por R. A. Weale.
10. *Demonstracion del fenomeno de polarización de los bastones retinianos.*  
Por la Sra. Kennard.

El Instituto permanecerá abierto entre las 10.30 a.m. y las 4 p.m. durante toda la semana, para recibir a los visitantes, aunque las demostraciones especiales solamente tendrán lugar en los días y horas anteriormente indicados. No se requerirá la presentación de billete para las visitas ordinarias.

***Demostración en la Exposición de Radioterapia Oftalmológica (Wellcome Research Institution)***

Dr. M. Lederman.

La exposición es consagrada mayormente a los métodos técnicos de la radioterapia de enfermedades oculares tanto malignas como benignas. Se muestran varios dispositivos para la protección de los ojos. Se ilustran por medio de fotografías los estados apropiados para el tratamiento, y se indican algunos resultados de las curas.

***Demostración de Fisioterapia (Moorfields, City Road)***

Dr. P. D. Trevor Roper.

Descripción de los métodos fisioterapéuticos empleados actualmente en Moorfields—Actinoterapia (radiaciones ultravioleta e infra-roja), electroterapia de baja tensión (diatermia

de onda corta) con demostración de los instrumentos empleados.

Se debatirán sus indicaciones terapéuticas en oftalmología, con análisis de los casos tratados recientemente y comentario acerca de los resultados de los diferentes tratamientos.

***Demostración de las aplicaciones de la television en colores a la Oftalmología***

Mr. Harold Ridley.

Una demostración de esta clase, incluyendo oftalmoscopia, será ofrecida en el Hospital de Santo Tomás (St. Thomas's Hospital), en los días y horas siguientes :

Martes 18 de julio : de 11 a.m. a 12.30 p.m.

Miércoles 19 de julio : de 2.30 p.m. a 4 p.m.

Jueves 20 de julio : de 2.30 p.m. a 4 p.m.

Viernes 21 de julio : de 11 a.m. a 12.30 p.m.

***Demostraciones Ortópticas***

Demostraciones ortópticas simultáneas serán organizadas en las sucursales de los hospitales oftálmicos de Moorfields, Westminster y Central a saber, Moorfields, en City Road, E.C. 1 y Westminster en High Holborn, W.C. 1, con arreglo al cuadro que se encuentra más abajo. Estas demostraciones serán presentadas por ortoptistas principales del Reino Unido y abarcarán todos los aspectos del tratamiento ortóptico moderno del estrabismo y la heteroforia. Se demostrarán casos típicos de cada categoría. Los visitantes serán acompañados personalmente por guías al hacer el giro de las clínicas, para que todos los puntos interesantes puedan quedar plenamente aclarados y discutidos.

**Programa**

***Sucursal de Moorfields      Sucursal de Westminster***

***Martes, 18 de Julio***

Oclusión.

Estrabismo divergente.

Heteroforia.

Estrabismo paralítico.

***Miércoles, 19 de Julio***

Estrabismo convergente.

Oclusión.

Casos de lentes de contacto.

Heteroforia.

***Jueves, 20 de Julio***

Estrabismo divergente.

Estrabismo convergente.

Estrabismo paralítico.

***Demostración de la Fabricación y Colocacion de Ojos Artificiales (London School of Hygiene)***

Los procesos y métodos de la fabricación de ojos artificiales, ya sean del tipo de cristal antiguo o del nuevo de material plástico (introducido en 1942), resultan ser de interes constante para los quirurgos, motivo por el cual

se invitó a miembros de la Association of Dispensing Opticians a dar demostraciones de ambos aspectos.

Se mostrará lo fácil que resulta el adaptar el material acrílico a la producción de modelos de formas inusitadas para la colocación en órbitas deformadas o anormales, y para colocar revestimientos extremadamente delgados sobre ojos encogidos, así como el empleo de materiales acrílicos facilita las modificaciones de la prótesis en el curso de la colocación.

Se confía en que algunos pacientes dotados de diferentes tipos de ojos artificiales se presenten a la demostración, incluso varios ya provistos o en vías de colocación del último tipo de "Mobil-eye" una prótesis perfectamente natural usada en conjunto con la implantación de Hamblin-Cutler, recientemente ejecutada con éxito por muchos quirurjos oftálmicos. Un artista pintará el iris antes de su incorporación en la prótesis acabada, para hermanar el otro ojo del paciente.

El empleo del cristal es un método talvez más curioso de hacer ojos artificiales, ya que el éxito depende mucho más de la habilidad individual del obrero. Se ofrecerá así una ocasión para comparar los dos métodos.

#### ***Métodos de fabricación y colocación de lentes de contacto (London School of Hygiene)***

Las indicaciones para lentes de contacto pueden ser de carácter diagnóstico, operatorio, protectorio, profiláctico, terapéutico u óptico. Para la mayoría de los astigmatismos irregulares, como los debidos a conicidad de la córnea, degeneraciones o cicatrices corneales resultantes de lesiones mecánicas, químicas o infectivas, así como para los trastornos más graduados (afaquia uniocular, miopía muy acentuada y otros por el estilo) no hay nada equivalente a los lentes de contacto. Se prescribe, empero, la mayoría de los lentes para pacientes quienes con motivo de trastornos de refracción corrientes necesitan llevar anteojos constantemente, y por su profesión u otras razones prefieren los lentes de contacto.

La tolerancia varia entre 8 y 16 horas diarias, obteniéndose la tolerancia máxima por un asiento sistemático. Se describen las causas de irritación química debida a estagnación de la cámara anterior,—mayormente por medio de una perforación—tan detalladamente como las causas de irritación mecánica debida a maladaptaciones.

### **EXHIBITIONS**

#### **(a) *Clinico-Pathological***

This exhibition illustrates by photographs, paintings, statistical tables, instruments, and pathological specimens some of the recent developments in ophthalmology. The main

exhibition is in the Museum of the Wellcome Research Institution; the morbid histology section is arranged in the London School of Hygiene and Tropical Medicine.

Recent advances in the fields of ophthalmological photography, glaucoma and the technique of keratoplasty and other surgical procedures are illustrated. The treatment of aniseikonia and ocular muscle imbalance is demonstrated. There are specimens and illustrations of certain unusual diseases of the eye, and a number of exhibits devoted to ocular morphology.

**(b) Historical**

This exhibition includes many instruments of historical interest gathered from collections of the Royal College of Surgeons, the Institute of Ophthalmology, the British Optical Association and from other sources.

Portraits of Thomas Young, Sir William Bowman and Priestley Smith are shown. An item deals with the Eye Hospitals of Dublin.

**(c) Books**

For the period of the Congress and for its members only, there will be exhibited in the Historical Library of the Wellcome Institution a series of literary landmarks in the history of ophthalmology, extending from the *Ebers Papyrus* to the time of Helmholtz. Among the rare works which will be exhibited will be the following:—Variolo, *De nervis opticcis* (1573); Scheiner, *Oculus* (1619); Meibom, *De vasis palpebrarum novis epistola* (1666); Zinn, *De ligamentis ciliaribus* (1753); Benevenuto Grassi, *De oculis* . . . Ferrara (1574), first printed book on ophthalmology; Guy de Chauliac (1500) containing Canamusali's *De oculis* and Jesu Haly's *De oculis*; Bartisch, G., *Ophthalmodouleia, das ist Augendienst* (1583).

**(d) Histological**

This Exhibition comprises a series of histological specimens and micro-photographs demonstrating certain aspects of the anatomy and pathology of the human eye. There are also a number of animal specimens showing aspects of the comparative anatomy of the eye, and a series of sections demonstrating the bacteriology of ocular infections in a region of the United States of America.

**(e) Industrial and Social Ophthalmology**

An Exhibition devoted to the Industrial and Social Aspects of Ophthalmology has been arranged at the London School of Hygiene and Tropical Medicine. One section, referring to the education of employers and workers in the principles of accident prevention, has been arranged jointly by the Royal Society for the Prevention of Accidents (Great Britain), the National Society for the Prevention of Blindness (New York) and the Safety, Health and Welfare Museum (Ministry of Labour,



Great Britain). Other sections illustrate the equipment of an industrial ophthalmic clinic and the treatment of industrial eye injuries, including first aid. Methods of eye protection in industry, the use of optical devices in close work, and the ophthalmic problems in the rayon industry, with special reference to colour vision, are also shown.

Other sections deal with recent research into the problems of miner's nystagmus, including developments in illumination in coal mines, and the welfare, rehabilitation, training and employment of the blind. There is also an exhibition of books on industrial ophthalmology and industrial medicine.

Demonstrations of the manufacture and fitting of artificial eyes and contact lenses are housed in this Exhibition.

**(f) *Exhibition of Illuminating Engineering***

The Lighting Exhibition, which is to be one of the features of the Congress, has been arranged by Mr. H. C. Weston in the Public Health Museum of the London School of Hygiene and Tropical Medicine. The exhibition has been organized by the British Illuminating Engineering Society with the support and assistance of the leading Associations in the lighting industry.

Exhibits have been prepared to illustrate the fundamental principles involved in the design of good natural and artificial lighting in buildings. The variation in the amount of illumination required according to the characteristics, e.g., size and contrast, of the objects principally governing the severity of visual tasks in industry, schools, offices and domestic dwellings is demonstrated; so also is the significance of other conditions of lighting, e.g., the direction, diffusion and spectral quality of the light, as well as the light-distribution throughout the environment, in relation to the comfort, visual hygiene and occupational efficiency of room occupants.

Portable instruments for the measurement of illumination and brightness are exhibited, and a special feature of the exhibition is a demonstration of the operation and characteristics of fluorescent lamps. There are exhibits of scientifically designed lighting equipment; and the use, in practice, of selected lighting units and systems of lighting of wide applicability is exemplified in suitable rooms. Special lamps and equipment useful in ophthalmic practice and research (e.g., high intensity flash lamps for photography of the eye, and operating lamps) are shown. Other exhibits show the combination of optical aids with suitable lighting for "fine" work in industry and elsewhere, the lighting of test-charts, and the environmental application of colour and its effect upon the utilization of light and the achievement of satisfactory brightness gradients within the general visual field. In addition, there are exhibits dealing with British mandatory lighting

requirements, e.g., in factories, schools and mines, with, it is hoped, an exhibition of modern mains lighting at the coal face. There are also explanatory exhibits dealing with the recommendations for good lighting practice which are incorporated in recent codes issued by authoritative bodies.

**(g) Scientific and Trade Exhibition**

The Exhibition of modern Ophthalmic and Surgical Instruments, Ancillary Equipment, Drugs and Books is in the Assembly Room, St. Pancras Town Hall. It is open from 2.30 p.m. to 6 p.m. on Monday, July 17th, and from 9 a.m. to 6 p.m. on each subsequent day including Saturday, July 22nd, and is fully described in the Exhibition Catalogue.

The Exhibition demonstrates every aspect of modern ophthalmic instrument manufacture in this country; there are some forty stands in all including those of 7 foreign exhibitors. Professional interpreters are in attendance. Members are reminded that orders may be booked with any of the Exhibitors.

The Exhibition will be officially opened on Monday, 17th July, at 2.30 p.m. by His Worship the Mayor of St. Pancras.

### EXPOSITIONS

**(a) Clinico-pathologique**

Cette exposition fait voir au moyen des photographies, des peintures et des tables statistiques, des instruments et des spécimens pathologiques quelques uns des développements récents en l'ophtalmologie. L'exposition principale se trouve au Musée de la Wellcome Research Institution; la section d'histologie pathologique est présentée au London School of Hygiene and Tropical Medicine.

Les avances plus récentes en photographie ophtalmologique, glaucome et la technique de kératoplastie et d'autres procédés chirurgiques sont démontrés. Le traitement de l'aniseikonie et du déséquilibre des muscles oculaires est montré. Il y a des spécimens et des illustrations de certaines maladies exceptionnelles de l'oeil, et plusieurs des objets exposés sont dévoués à la morphologie oculaire.

**(b) Historique**

Cette exposition comprend plusieurs instruments d'un intérêt historique, provenant des collections du Royal College of Surgeons, du Institute of Ophthalmology, du British Optical Association et d'autres sources.

On y verra les portraits de Thomas Young, de Sir William Bowman et de Priestley Smith et une information concernant les hôpitaux pour les Yeux de Dublin.

**(c) Livres**

Pendant la durée du Congrès et pour les délégués seulement se trouvera dans le Historical Library de la Wellcome Research Institution une série de signes littéraires dans

l'histoire d'ophtalmologie dès l'âge du *Ebers Papyrus* jusqu'au siècle de Helmholtz. Parmi les oeuvres exposées seront les suivantes :—Variolo, *De nervis optictis* (1573) ; Scheiner, *Oculus* (1619) ; Meibom, *De vasis palpebrarum novis epistola* (1666) ; Zinn, *De ligamentis ciliaribus* (1753) ; Benevenuto Grassi, *De Oculis* . . Ferrara (1574), la première oeuvre sur l'ophtalmologie à être imprimée ; Guy de Chauliac (1500) comprimant *De Oculis* de Canamusali et *De Oculis* de Jesu Haly ; Bartisch, G., *Ophthalmodouleia, das ist Augendienst* (1583).

**(d) Histologique**

Cette exposition contient une série de specimens histologiques et des micro-photographies qui montrent certains aspects de l'anatomie et la pathologie de l'oeil humain. Il y a aussi quelques modèles d'animaux qui montrent les aspects de l'anatomie comparative de l'oeil, et une série de sections faisant voir la bactériologie des infections oculaires dans une région des Etats-Unis.

**(e) L'Ophtalmologie industrielle et sociale**

Une exposition dévouée aux aspects industriel et social d'Ophtalmologie se trouve au London School of Hygiene and Tropical Medicine. Une partie qui s'occupe de l'enseignement des chefs et des ouvriers des principes de la prévention d'accidents a été arrangée conjointement par la Royal Society for the Prevention of Accidents (Grande Bretagne), la National Society for the Prevention of Blindness (New York), et le Safety, Health and Welfare Museum (Ministère de Travail, Grande Bretagne). D'autres sections montrent l'équipement d'une clinique ophtalmique industrielle et le traitement de blessures souffertes dans l'industrie comprenant le secours aux blessures. On verra aussi les méthodes pour protéger l'oeil dans l'industrie, l'emploi des aides optiques pour le travail soigné, et les problèmes ophtalmiques qui se présentent dans la production de rayon avec référence spéciale aux couleurs, sont témoignés.

D'autres sections s'occupent de la recherche des problèmes du nystagmus des mineurs comprenant les développements d'éclairage des mines, et le bien être, la réhabilitation, l'instruction et l'emploi des aveugles. Il y a aussi une exposition de livres qui s'occupent de l'ophtalmologie et de la médecine industrielle.

Les démonstrations de la manufacture et de l'ajustement des yeux artificiels et des verres de contact se trouvent également dans cette exposition.

**(f) Exposition d'éclairage ingénieur**

L'exposition d'éclairage qui est une des particularités du Congrès, a été disposée par Mr. H. C. Weston, au Public Health Museum du London School of Hygiene and Tropical

Medicine. Elle est organisée par la British Illuminating Engineering Society avec le concours et l'assistance des Associations principales de l'Industrie d'Eclairage.

On a arrangé des objets, destinés à illustrer les principes fondamentaux du dessin du bon éclairage naturel et artificiel dans les bâtiments. La variation de la quantité d'illumination nécessaire selon les caractéristiques—par exemple, le volume et contraste des objets déterminant la sévérité des tâches dans l'industrie, l'école, le bureau et la maison—est témoignée; ainsi que la signification d'autres conditions d'éclairage, par exemple, la direction, diffusion et qualité spectrale de la lumière, et la distribution de lumière à l'égard du confort, hygiène visuelle et efficacité des occupants d'une pièce.

Des instruments portatifs pour mesurer l'illumination et la clarté sont exposés, et une spécialité de l'exposition est une démonstration de l'opération et les caractéristiques des lampes fluorescentes. Il y a des appareils d'éclairage conçus suivant les desseins scientifiques; ainsi que l'exercice des unités spéciales d'éclairage et des systèmes d'illumination d'une grande applicabilité dans des pièces appropriées. Des lampes et appareil spéciaux employés dans l'exercice et la recherche de l'ophtalmologie (par exemple les lampes à grande intensité lumineuse pour la photographie de l'oeil et les lampes pour opérer) sont exposés.

D'autres objets démontrent la combinaison d'aides optiques et de l'éclairage pratique pour travail soigné dans l'industrie et autre part, l'éclairage des cartes et l'application à l'environnement de couleur et son effet sur l'utilisation de lumière et la production de degrés de clarté dans le champ de vision générale. En outre il y a des objets témoignant à l'éclairage se conformant aux conditions mandatoires britanniques—par exemple, dans les usines, écoles et mines—ainsi qu'une exposition d'illumination moderne aux mines. Il y a aussi des objets explanatoires des recommandations pour le bon éclairage qui sont incluses dans des codes récents publiés par des Corps publiques.

**(g) Exposition Scientifique et Commerciale**

L'exposition d'instruments chirurgiques et ophtalmiques modernes, appareil accessoire, drogues et livres se trouve dans l'Assembly Room, St. Pancras Town Hall. Elle restera ouverte de 14.30 à 18.00 heures lundi, le 17 juillet, et de 09.00 à 18.00 heures tous les autres jours de la semaine, samedi le 22 juillet y compris. Tous détails seront trouvés dans le Catalogue de l'Exposition.

Cette exposition montre tous les aspects de la manufacture dans ce pays des instruments ophtalmiques modernes; il y a en tout environ de 40 étalages y compris, 7 des exposants étrangers.

Il y a des interprètes professionnels. Les visiteurs sont priés de noter qu'ils pourront placer ses commandes avec n'importe lequel des exposants.

Cette exposition sera inaugurée lundi, le 17 juillet à 14.30 par M. le Maire de St. Pancras.

### EXPOSICIONES

#### (a) *Clinico-Patológica*

Esta exposición demuestra algunos de los recientes desarrollos oftalmológicos mediante fotografías, pinturas, cuadros estadísticos, instrumentos y especímenes patológicos.

La exposición principal se encuentra en la Wellcome Research Institution; la sección de histología patológica está organizada en la London School of Hygiene and Tropical Medicine.

Se demuestran los recientes adelantos en los campos de fotografía oftalmológica, así como la técnica de la queratoplastia y de otras intervenciones quirúrgicas, el tratamiento de anisocoria y anisometropía. Se exhiben especímenes y ilustraciones de ciertas enfermedades oculares raras y de morfología ocular.

#### (b) *Histórica*

En esta exposición figurarán muchos objetos de valor histórico escogidos de entre las colecciones del Royal College of Surgeons, The Institute of Ophthalmology, The British Optical Association, y otras procedencias. Se exhibirán los retratos de Thomas Young, Sir William Bowman y Priestley Smith. Los Hospitales Oftalmológicos en Dublin estarán especialmente representados.

#### (c) *Libros*

Durante el Congreso y para sus socios exclusivamente, quedará expuesto en la Biblioteca Histórica de la Wellcome Research Institution, una serie de obras que hicieron época literaria en la historia de la oftalmología, desde el *papiro de Ebers* hasta el tiempo de Helmholtz. Las raras obras exhibidas comprenderán, entre otros: Variolo, *De nervis opticis* (1573); Scheiner, *Oculus* (1619); Meibom, *De vases palpebrarum novis epistola* (1666); Zinn, *De ligamentis ciliaribus* (1753); Benvenuto Grassi, *De oculis* . . . Ferrara (1574) el primer tratado de oftalmología impreso; Guy de Chauliac (1500) que contiene *De oculis* por Canamusali y *De oculis* por Jesú Haly; Bartsch, G., *Ophthalmodouleia, das ist Augendienst* (1583).

#### (d) *Histológica*

Esta exhibición comprende una serie de especímenes y micro-fotografías histológicas que demuestran ciertos

aspectos de la anatomía y patología del ojo humano. Además, hay varios especímenes animales que muestran varios aspectos de la anatomía ocular comparativa, así como una serie de cortes para estudiar la bacteriología de las infecciones oculares en una región de los Estados Unidos de Norte-América.

**(e) Oftalmología Industrial y Social**

Ha sido organizado una Exposición consagrada a los aspectos Industrial y Social de Oftalmología, en la London School of Hygiene and Tropical Medicine. Una sección que trata de la enseñanza a los patrones y obreros de los principios de la prevención de accidentes, ha sido organizada por la Royal Society for the Prevention of Accidents (Great Britain) en conjunto con la National Society for the Prevention of Blindness.

(Neuva York) y el Safety, Health and Welfare Museum (Ministerio del Trabajo (Gran Bretaña). Otras secciones demuestran el equipamiento de una Clínica Oftálmica Industrial y el tratamiento de heridas oculares industriales, incluso los primeros socorros. Además, se presentan métodos de protección de los ojos en las industrias, el empleo de dispositivos ópticos para el trabajo muy de cerca, así como los problemas oftalmológicas en la industria del rayón, con referencia especial a la visión cromática.

Otras secciones tratan de las recientes pesquisas sobre el nistagmo de los mineros, incluso adelantos en el alumbrado de minas hulleras, y la salud, rehabilitación, enseñanza y ocupación de los ciegos. También hay una exposición de libros sobre oftalmología industrial y medicina industrial.

Muestras de la fabricación y colocación de ojos artificiales y de lentes de contacto se encuentra también en esta Exposición.

**(f) Ingeniería del Alumbrado**

La Exposición del Alumbrado que ha de ser una de las atracciones del Congreso, quedará alojada por el Sr. H. C. Weston en el Public Health Museum de la London School of Hygiene and Tropical Medicine. La exposición está en vías de organización por la British Illuminating Engineering Society con el apoyo y auxilio de las principales asociaciones de la industria del alumbrado.

Los objetos a exponerse serán escogidos para ilustrar los principios fundamentales que rigen las buenas instalaciones de alumbrado natural y artificial de edificios. Se demuestran las variaciones de iluminación precisas segundo las características, como tamaño y contraste, de los objetos de que depende la severidad de las tareas de visión en las fábricas, escuelas, oficinas y viviendas, así como se demostrará la importancia de otros pormenores del alumbrado, tales como la dirección, difusión y cualidad espectral de la luz, a más de la repartición de la luz por todo el ambiente

para asegurar la comodidad, higiene visual y eficacia de trabajo de los moradores.

Se exhibirán instrumentos portátiles para medir la iluminación y claridad, y habrá una sección especial de la exposición para demostrar el funcionamiento y características de las lámparas fluorescentes. Además, se exhibirán instalaciones de alumbrado proyectadas con arreglo a normas científicas; así como otros objetos para ilustrar, en apuestos apropiados, el empleo práctico de grupos de alumbrado seleccionados y sistemas de alumbrado de aplicabilidad general. Se mostrarán lámparas especiales y accesorios de utilidad para la práctica y investigación oftálmicas (tales como lámparas de destellos de alta intensidad para fotografía ocular y lámparas para operaciones), así como combinaciones de accesorios de óptica con alumbrado apropiado para trabajos "de precisión" en las fábricas y en otras partes, la iluminación de los cuadros de ensayos, la adaptación cromática al ambiente y su influjo sobre la utilización de la luz y obtención de graduaciones de claridad apropiadas dentro del campo visual general. Además, se exhibirán objetos relacionados con los reglamentos británicos que rigen el alumbrado de fábricas, escuelas y minas, así como, de ser posible, instalaciones de alumbrado eléctrico modernas para la frente de trabajo en las hulleras, y grupos explanatorios para aclarar las normas de buen alumbrado recomendadas en los códigos que algunas asociaciones competentes acaban de publicar.

**(g) Comercio**

La exposición de instrumental oftálmico y quirúrgico moderno, material complementario, productos farmacéuticos y libros, está establecida en el salón de reuniones del Ayuntamiento de St. Pancras. Permanecerá abierta desde las 2.30 p.m. a las 6.00 p.m. el lunes 17 de julio, y desde las 9.00 a.m. a las 6.00 p.m. en los días sucesivos, incluyendo el sábado 22 de julio, y se ofrece la descripción completa en el catálogo de la exposición.

En la exposición se contienen todos los aspectos de los modernos instrumentos oftálmicos elaborados en la Gran Bretaña. Figuran en la misma unos cuarenta "stands" en total, incluyendo los correspondientes a 7 expositores extranjeros. Funcionará un servicio de intérpretes. Se recuerda a los miembros que pueden formular peticiones a cualquiera de los expositores.

La apertura oficial de la exposición, por el Excmo. Sr. Alcalde de St. Pancras, tendrá lugar el 17 de julio a las 2.30 p.m.

**ASSOCIATE EXHIBITION**

***London Conference on Optical Instruments***

In connection with the above Conference, held concurrently with meetings of the International Optical Commission, the

British Scientific Research Association is arranging an exhibition of British Optical Instruments. This will be held in the Large Physics Laboratory on the Ground Floor of the Physics Department at Imperial College, Imperial Institute Road, South Kensington, on Thursday and Friday, July 20th and 21st from 10 a.m. to 1 p.m. and from 2 p.m. to 5.30 p.m.

Special emphasis will be given to some of the recent developments which will be discussed at the meetings of the Conference, including reflecting microscopes, phase-contrast microscope, spectrophotometers, photographic lenses, etc.

Members of the 16th International Congress of Ophthalmology are welcome to visit the exhibition without charge if wearing the Congress badge.

#### **EXPOSITION ASSOCIEE**

##### ***Conférence de Londres sur les Instruments optiques***

La British Scientific Research Association a préparé une exposition d'instruments optiques britanniques ayant rapport à la Conférence ci-dessus, et qui aura lieu en même temps que les Réunions de la Commission Internationale Optique. Cette exposition se trouvera au Large Physics Laboratory au rez-de-chaussee du Physics Department à l'Imperial College, Imperial Institute Road, South Kensington, jeudi et vendredi le 20 et 21 juillet de 10.00 à 13.00 heures et de 14.00 à 17.30 heures. Attention spéciale sera accordée à quelques uns des développements récents qui seront discutés pendant les Réunions de la Conférence comprimant les ultra-microscopes, spectrophotomètres, lentilles photographiques, etc.

Messieurs les délégués du 16ième Congrès International d'Ophthalmologie sont invités à visiter l'exposition gratuitement s'ils portent la plaque du Congrès.

#### **EXPOSICION ASOCIADA**

##### **Conferencia en Londres sobre Instrumentos de Optica**

En conjunto con la susodicha conferencia que será organizada simultáneamente con las reuniones de la Comisión Optica Internacional, la British Scientific Research Association está disponiendo una exposición de instrumentos de óptica británicos. Esta exposición estará abierta en el grande laboratorio de física, en el piso bajo del departamento de física del Imperial College, Imperial Institute Road, South Kensington, London, S.W. 7, el jueves y viernes, 20 y 21 de julio, de 10h a 13h, y de 14h a 17h30.

Merecerán especial atención algunos de los recientes desarrollos que serán objeto de discusiones a las reuniones de la Conferencia, incluso microscopios de reflexión, microscopios de fases opuestas, espectrofotómetros, lentes fotográficas, etc.



Los socios del XVI. Congreso de Oftalmología Internacional tendrán derecho a visitar la exposición sin entrada con tal que lleven la insignia del Congreso.

### **INTERNATIONAL ASSOCIATION FOR THE PREVENTION OF BLINDNESS**

The meeting of the Executive Committee of the International Association for the Prevention of Blindness will take place in the Secretary-General's office on Tuesday, July 18th, at 4.30 p.m.

#### **Agenda**

1. Administrative Report by the President.
2. Financial Report by the Treasurer.
3. Proposals in view of the meeting of the General Assembly.
4. Award of the prize of the International Association for the Prevention of Blindness.

The General Assembly of the Association will be held in Hall C on Wednesday, July 19th at 3 p.m.

#### **Scientific Session**

"Nomenclature and classification of the Causes of Blindness." Opening reports by:—

138. Prof. Arnold Sorsby: Europe and British Empire.
139. Dr. Conrad Berens: North and South America.
140. Dr. Toulant: France and French Colonial Empire.
141. Dr. Bruce Hamilton: Australia.

Discussion.

142. Dr. S. K. Wentworth and Dr. K. Cunningham: "Prevention of Blindness in the Union of South Africa." Resolution in view of the adoption of an international scheme of classification.

Reports from National Committees for the Prevention of Blindness.

#### **Administrative Session**

1. The President's report.
2. Election of the Members of the staff and Executive Committee of the Association.

### **L'ASSOCIATION INTERNATIONALE DE PROPHYLAXIE DE LA CECITE**

La Réunion du Comité Exécutif de l'Association Internationale de Prophylaxie de la Cécité aura lieu au Bureau du Secrétaire Général le mardi le 18 juillet à 16.30 heures.

#### *AGENDA*

1. Rapport administratif par M. le Président.

2. Rapport financier par M. le Trésorier.
3. Propositions à l'égard de la Réunion de l'Assemblée Générale.
4. Don du prix de l'Association Internationale de Prophylaxie de la Cécité.  
L'Assemblée Générale de l'Association aura lieu dans Salle C le mercredi le 19 juillet à 15.00 heures.

**Session Scientifique**

“La nomenclature et la classification des causes de la cécité.”

Premier rapport par :—

Professeur Arnold Sorsby. Europe et l'Empire britannique.

Dr. Conrad Berens. Amérique du nord et du sud.

Dr. Toulant. France et l'Empire coloniale française.

Dr. Bruce Hamilton. Australie.

Discussion.

Dr. S. K. Wentworth et Dr. K. Cunningham. “Prophylaxie de la cécité en l'Union de Sud Afrique.”

Résolution à l'égard de l'adoption d'un plan international de classification.

Rapports des Comités Nationaux de Prophylaxie de la Cécité.

**Session Administrative**

1. Le Rapport de M. le Président.
2. L'élection des Membres du personnel et le Comité Exécutif de l'Association.

**ASOCIACION INTERNACIONAL PARA LA PREVENCIÓN DE LA CEGUERA**

La reunión de la Junta Ejecutiva de la Asociación Internacional para la Prevención de la Ceguera se celebrará en la oficina del Secretario General el jueves, 18 de julio, a 16h30.

*AGENDA.*

1. Relación administrativa presidencial.
2. Relación financiera del tesorero.
3. Propuestas para la reunión en Asamblea General.
4. Adjudicación del premio de la Asociación Internacional para la Prevención de la Ceguera.

La Asamblea General de la Asociación se reunirá en Hall C el Miércoles, 19 de julio a 15h00.

**Sesion Científica**

“Nomenclatura y Clasificación de las Causas de la Ceguera.” Relación inaugural por los Señores :

Prof. Arnold Sorsby : Europa y el Imperio Británico.

Dr. Conrad Berens : Las dos Américas.

Dr. Toulant : Francia y el Imperio Colonial Frances.

Dr. Bruce Hamilton : Australia.

**Discussion**

Dr. S. K. Wentworth y Dr. K. Cunningham 'La prevención de la ceguera en la Unión del Africa del Sud.'

Resolución tendente a la adopción de un proyecto de clasificación internacional.

Relaciones de las Comisiones Nacionales para la Prevención de la Ceguera.

**Sesion Administrativa**

1. Relación Presidencial.
2. Elección del Personal y de la Junta Ejecutiva de la Asociación.

**INTERNATIONAL ORGANIZATION AGAINST TRACHOMA**

A meeting of the Council (Executive Committee) will be held in University College on Wednesday, July 19th, at 10 a.m., and will be followed by a General Meeting at 10.45 a.m.

The Scientific Meeting of the Organization will be held in Hall B on Wednesday, July 19th, at 2 p.m.

**Programme**

143. Opening Address by the President, Mr. A. F. MacCallan, C.B.E., and introduction to a discussion on "The initial signs of trachoma."
144. Dr. Jean Sédan (France): "Recherches et reflexions sur la sensibilité de la cornée trachomateuse."
145. Professor C. Pascheff (Bulgaria): "Further researches on folliculoma."
146. Dr. Maxwell Lyons (Egypt): "The criteria of cure in therapeutic research in trachoma."
147. Professor G. Chams (Iran): "Le résultat d'électrocoagulation."
148. Dr. V. Tabone (Malta): "Aureomycin in trachoma."
149. Dr. I. Stankovic and Dr. L. Mandic (Yugoslavia): "La lutte contre le trachome en Serbie."
150. Dr. Alson E. Braley (U.S.A.): "Treatment of trachoma with aureomycin."
151. Professor Y. Ito (Japan): "The elimination of trachoma."

**ORGANISATION INTERNATIONALE CONTRE LE TRACHOME**

Une réunion du Conseil (le Comité exécutif) aura lieu à l'University College le mercredi le 19 juillet à 10.00 heures, et

sera suivie d'une Réunion Générale à 10.45 heures.

La Réunion Scientifique de l'Organisation aura lieu à Salle B le mercredi le 19 juillet à 14.00 heures.

#### **Programme**

Premier discours par le Président Mons. A. F. MacCallan, C.B.E., et l'introduction à une discussion sur " Les premiers signes du Trachome."

Dr. Jean Sédan (France) : " Recherches et réflexions sur la sensibilité de la cornée trachomateuse."

Prof. C. Pascheff (Bulgarie) : " Nouveaux recherches sur le folliculome."

Dr. Maxwell Lyons (Egypte) : " Les criteriums de la " guérison " dans les recherches thérapeutiques sur le trachome."

Professeur G. Chams (Iran) : " Le résultat d'électro-coagulation."

Dr. V. Tabone (Malte). " L'Aureomycine dans le trachome."

Drs. I. Stankovic et L. Mandic (Yugoslavie) : " La lutte contre le trachome en Serbie."

Dr. Alson E. Braley. (U.S.A.) " Le traitement du trachome avec auréomycine."

Prof. Y. Ito (Japane). " L'Elimination du Trachome "

#### **ORGANIZACION INTERNACIONAL ANTI-TRACOMA**

Una reunión del Consejo (Junta Ejecutiva) se celebrará en University College el Miércoles, 19 de julio a las 10h, a la que seguirá una Reunión General a las 10h45.

La Sesión Científica de la Organización se reunirá en Hall B el Miércoles, 19 de julio a las 14h00.

#### **Programa**

Discurso inaugural por el Presidente, Sr. A. F. MacCallan, C.B.E., con introducción a la discusión sobre " Los Síntomas iniciales del Tracoma."

Dr. Jean Sédan (Francia) : " Estudios y Reflexiones sobre la Sensibilidad de la Córnea tracomatosa."

Prof. C. Pascheff (Bulgaria) : " Pesquisas ulteriores sobre el Folliculoma."

Dr. Maxwell Lyons (Egipto) : " Los Criterios de Cura en la Pesquisa terapéutica del Tracoma."

Prof. G. Chams (Persia) : " Resultado de la Electro-coagulación."

Dr. V. Tabone (Malta) : " La Aureomicina en Tracoma."

Dr. I. Stankovic y Dr. L. Mandic (Yugoeslavia) : " La Lucha contra el Tracoma en Serbia."

Dr. Alson E. Braley (U.S.A.) : " Tratamiento del Tracoma con Aureomicina."

Prof. Y. Ito (Japón) : " L Eliminaion del Trachom."

#### **SOCIAL PROGRAMME**

Tickets for all social events will be available in the Registration Office or Bureau. It is essential to apply early for

tickets for these events as the numbers are strictly limited.

THE GREAT HALL OF THE BRITISH MEDICAL ASSOCIATION is available as a lounge and social centre where refreshments may also be obtained. THE DANSANT DAILY FROM 4—6 p.m.

Transport for all excursions leaves from Burton Street at the rear of the British Medical Association House. Coaches will leave at the time stated and members participating in the tours are asked to be punctual.

**Dress**

At all official evening functions during the Congress, evening dress with decorations, or dinner jackets (smoking) will be worn. At the Opening and Closing Ceremonies, the officers of the Congress and the official delegate of each country will wear academic dress.

It is possible that ladies will appreciate a hint of appropriate dress for the various tours and social events—for instance, for the day excursions (apart from the dress shows) it would be advisable to wear flat-heeled, comfortable shoes. It would be inadvisable to wear thin evening shoes for the visit to the Zoo.

**SATURDAY, JULY 15th**

The International Council will be entertained to dinner by the President and Council of the Royal College of Surgeons.

**MONDAY, JULY 17th**

2.30 p.m. Visit to Cadby Hall, Messrs. J. Lyons Catering Factory. Visitors will be entertained to tea. *Coaches leave Burton Street at 2 p.m.* returning about 5 p.m.

3 p.m. Dress show by Lachasse, 4 Farm Street, W.1. (No transport provided.)

4 p.m. Reception by the London County Council at County Hall. *Coaches leave Burton Street at 3.30 p.m.*, returning about 6.30 p.m.

9 p.m. Congress Reception and Dance at Grosvenor House. (No transport provided.)

**TUESDAY, JULY 18th**

9.30 a.m. Sightseeing tours of London.

10 a.m. Film Show in the Auditorium of the Wellcome Research Institution.

FILMS FOR ASSOCIATES

“English Criminal Justice.” How the Law is Administered.

“The Hawaiian Islands.” Dr. W. J. Holmes.

“The Mediaeval Monastery.”

“Western Isles.” (The Story of Harris Tweed.)

“Coastal Village.”

“Cathedral City (Canterbury).”

Approved For Release 2003/12/02 : CIA-RDP80-00926A002900050023-2

- 10 a.m. Visit to Hampton Court, with lunch at the Mitre Hotel. *Coaches leave Burton Street at 10 a.m., returning about 5 p.m.*
- 10.30 a.m. Visit to Cadby Hall, Messrs. J. Lyons Catering Factory. *Coaches leave Burton Street at 10 a.m., returning about 12.30 p.m.*
- 11.30 a.m. Visit to the House of Commons. Those participating should meet at the St. Stephen's Entrance (Strangers' Entrance) at 11.15 a.m. (No transport provided.)
- 11.45 p.m. Visit to House of Lords and Palace of Westminster. (No transport provided.)
- 8.30 p.m.—
- 10.30 p.m. Reception by His Majesty's Government at the Tate Gallery. *Coaches leave Burton Street at 8 p.m. onwards, returning from 9.30 p.m. onwards.*

**WEDNESDAY, JULY 19th**

- 9.30 a.m. Sightseeing tours of London.
- 11.30 a.m. Visit to Westminster Abbey. (No transport provided.)
- 11.45 a.m. Visit to House of Lords and Palace of Westminster. (No transport provided.)
- 2 p.m. Visit by river launch to the Port of London. Visitors will be entertained to tea. *Coaches leave Burton Street at 1.15 p.m., returning 6.30 p.m.*
- 2 p.m. Visit by river launch to the Royal Naval College and the National Maritime Museum, Greenwich. *Coaches leave Burton Street at 1.30 p.m., returning about 6.30 p.m.*
- 4 p.m. Visit to the Houses of Parliament with tea on the terrace. Those participating should meet at the St. Stephen's Entrance (Strangers' Entrance) at 3.45 p.m. (No transport provided.)
- 8.30 p.m.—
- 10.30 p.m. Reception by the Royal Society of Medicine with pianoforte recital by Mr. Kendall Taylor. (No transport provided.)
- 9 p.m.—
- 10.30 p.m. Reception by the Royal College of Surgeons of England. (No transport provided.)
- 9 p.m. Reception by the British Medical Association. (No transport provided.)

**THURSDAY, JULY 20th**

- 9.30 a.m. Sightseeing tours of London.
- 10 a.m. Visit to Windsor Castle and Eton College, with lunch at The Old House Hotel, Windsor.

Approved For Release 2003/12/02 : CIA-RDP80-00926A002900050023-2

- Coaches leave Burton Street at 10 a.m., returning about 5 p.m.*
- 10 a.m. Visit to Windsor Castle and Eton College, with lunch at Great Fosters Hotel, Egham. *Coaches leave Burton Street at 10 a.m., returning about 5 p.m.*
- 10.15 a.m. Visit to Hatfield House, with lunch at the Old Palace. *Coaches leave Burton Street at 10.15 a.m., returning about 4 p.m.*
- 11.30 a.m. Visit to the House of Commons. Those participating should meet at the St. Stephen's Entrance (Strangers' Entrance) at 11.15 a.m. (No transport provided.)
- 11.45 a.m. Visit to the House of Lords and Palace of Westminster. (No transport provided.)
- 2 p.m. Visit to the Royal Botanic Gardens at Kew, with tea. *Coaches leave Burton Street at 2 p.m., returning about 5.30 p.m.*
- 7.30 p.m. Official Banquet of the Congress at Grosvenor House, followed by a Dance. (No transport provided.)

**FRIDAY, JULY 21st**

- 9.30 a.m. Sightseeing tours of London.
- 11.30 a.m. Visit to Westminster Abbey. (No transport provided.)
- 11.45 a.m. Visit to the House of Lords and Palace of Westminster. (No transport provided.)
- 5 p.m. The Hon. Mrs. Williamson-Noble's At-Home and Dress Show by Lachasse at Ridge House, Winton Road, N.2. (Coaches leave Burton Street at 4.30 p.m., returning about 7 p.m. For the convenience of those concerned the coaches will return past the Zoological Society at about 7 p.m.)
- 7 p.m.—  
10 p.m. Visit to the Zoological Society of London with dinner at 7.30 p.m. *Coaches leave Burton Street at 6.45 p.m., returning to points in the central area from 9.30 p.m. onwards.*
- 9 p.m. Mrs. Juler's Musical At-Home. (Martin String Quartet.) (No transport provided.)

**POST-CONGRESS**

**SATURDAY, JULY 22nd**

***Visit to Canterbury***

- 9.15 a.m. Leave Burton Street.
- 12 noon Arrive Canterbury.

12.15 p.m. Lunch at the County Hotel.  
1.15 p.m. Welcome to delegates on behalf of the Dean and Chapter, followed by a conducted tour of the Cathedral and Precincts.  
3.15 p.m. Evensong in the Cathedral, or a short tour of places of interest in Canterbury.  
4 p.m. Leave Canterbury.  
4.45 p.m. Tea given by Mr. and Mrs. W. E. Heath at Maidstone.  
5.45 p.m. Leave Maidstone.  
7.15—  
7.30 p.m. Arrive back in London.

***Visit to Cambridge***

9 a.m. Leave Burton Street.  
12 noon Arrive Cambridge.  
12.30 p.m. Lunch at University Arms Hotel.  
Tour of Colleges.  
4 p.m. Garden Party at King's College, at the invitation of the Provost and fellows.  
5.30 p.m. Leave Cambridge.

**SATURDAY, JULY 22nd—TUESDAY, JULY 25th**

***Visit to Oxford and Stratford-on-Avon***

**Saturday, July 22nd**

1.30 p.m. Coaches leave Burton Street.  
4.30 p.m. Garden Party given by the Regius Professor of Medicine, at Christ Church, Oxford.  
Evening : Lecture by Mr. J. Betjeman on "Oxford Architecture," in The Hall of St. John's College, as guests of the Staff of the Oxford Eye Hospital and of the Nuffield Laboratory of Ophthalmology.

**Sunday, July 23rd**

2.15 p.m. Motor coach tour of surrounding countryside, visiting Blenheim Palace and East Hendred Village. Tea at West Hendred. Return to Oxford 6.45 p.m.

**Monday, July 24th**

10.15 a.m. Meet at the British Council Black Hall, St. Giles, Oxford, for visits to :  
(a) The Oxford Eye Hospital and Nuffield Laboratory of Ophthalmology where clinical and scientific demonstrations will be given for those interested or  
(b) Sightseeing tour of Oxford with guides.



2 p.m. Leave Oxford for Stratford-on-Avon.  
4 p.m. Tea.  
4.45 p.m. Sightseeing tour of Stratford-on-Avon.  
6.30 p.m. Dinner.  
7.30 p.m. Shakespeare play (" Henry VIII ") at Stratford-on-Avon Memorial Theatre.

**Tuesday, July 25th**

10 a.m. Leave Oxford or Stratford-on-Avon for London.

**PROGRAMME SOCIAL /**

Messieurs les visiteurs peuvent obtenir des billets pour tous les événements sociaux au Bureau d'Inscription ou au Bureau Général. Il est recommandé de demander les billets d'admission à ces événements sans tarder, le nombre de places étant limité.

Le Grand Hall du British Medical Association fait fonction de salon et de centre social où l'on peut se restaurer. TOUS LES JOURS DE 16.00 à 18.00 HEURES, THE DANSANT.

Les autocars pour toutes les excursions partiront de Burton Street, derrière British Medical Association House. Ils partiront à l'heure indiquée et Messieurs les visiteurs prenant part aux excursions sont priés d'y être à l'heure exacte.

*Toilette*

A toute soirée officielle habit de soirée avec décorations ou le smoking seront portés. Aux Cérémonies inaugurale et terminale les officiers du Congrès et les Délégués officiels de chaque pays mettront leurs robes académiques.

Cela se peut que les dames apprécieront un avis sur la toilette convenable aux différentes excursions et événements sociaux—par exemple—pour les excursions de jour (à part les visites aux Salons de Mode) il vaudrait mieux porter des chaussures confortables et à talons bas. Pour la visite au Zoo on est conseillé ne pas mettre de souliers légers de soirée.

**SAMEDI le 15 JUILLET**

Le Conseil International sera reçu à dîner par M. le Président et les Membres du Conseil du Royal College of Surgeons.

**LUNDI le 17 JUILLET**

14.30 heures. Visite à Cadby Hall, la fabrique d'approvisionnement de Messrs. J. Lyons. Mm. les visiteurs seront reçus pour le thé. Les autocars partent de Burton Street à 14.00 heures, rentrant vers 17.00 heures.  
15.00 heures. Exposition de modèles chez Lachasse, 4 Farm Street, W.1. (Transport pas fourni).  
16.00 heures. Reception offerte par le London County Council à County Hall. Les autocars partent de Burton Street à 15.30, et rentrent vers les 18.30 heures.

Approved For Release 2003/12/02 : CIA-RDP80-00926A002900050023-2

21.00 heures. Reception du Congrès et Bal à Grosveno House. (Transport pas fourni).

**MARDI le 18 JUILLET**

09.30 heures. Tours dans Londres.  
10.00 heures. Cinéma dans l'auditorium du Wellcome Research Institution.  
10.00 heures. Excursion à Hampton Court. Déjeuner au Mitre Hotel. Les Autocars partent de Burton Street à 10.00 heures, et rentrent vers les 17.00 heures.  
10.30 heures. Visite à Cadby Hall, la fabrique d'approvisionnement de Messrs. J. Lyons. Les autocars partent de Burton Street à 10.00 heures, et rentrent environ 12.30.  
11.30 heures. Visite à la House of Commons. Les participants sont priés de se rencontrer à l'entrée St. Stéphen (Entrée des Etrangers) à 11.15 heures.  
11.45 heures. Visite à la House of Lords et Palace of Westminster. (Transport pas fourni).  
20.30 heures à 22.30 heures. Reception offerte par le Gouvernement de Sa Majesté à la Tate Gallery. Autocars partent de Burton Street à 20.00 et suite, rentrant vers les 21.30 heures et suite).

**MERCREDI le 19 JUILLET**

09.30 heures. Tours dans Londres.  
11.30 heures. Visite à Westminster Abbey. (Pas de transport).  
11.45 heures. Visite aux House of Lords et Palace of Westminster. (Pas de transport).  
14.00 heures. Excursion en bateau au Port de Londres. M. les visiteurs seront reçus pour le thé. Les autocars partent de Burton Street à 13.15 et rentrent environ 18.30.  
14.00 heures. Excursion en bateau aux Royal Naval College et National Maritime Museum, Greenwich. Les autocars partent de Burton Street à 13.30 et rentrent vers les 18.30.  
16.00 heures. Visite aux Houses of Parliament. On prendra le thé sur la Terrace. (Pas de transport). Les participants sont priés de se rencontrer à l'entrée St. Stéphen (Entrée des Etrangers) à 15.45 heures.  
20.30 heures. Reception offerte par la Royal Society of Medicine avec séance musicale de piano

- donnée par Mr. Kendall Taylor. (Pas de transport).
- 21.00 heures. Reception offerte par le Royal College of Surgeons of England. (Pas de transport).
- 21.00 heures. Reception offerte par la British Medical Association. (Pas de transport).

**JEUDI le 20 JUILLET**

- 09.30 heures. Tours dans Londres.
- 10.00 heures. Excursion à Eton College et Windsor Castle. On déjeunera au The Old House Hotel, Windsor. Les autocars partent de Burton Street à 10.00 heures et rentrent vers les 17.00 heures.
- 10.00 heures. Excursion à Windsor Castle et Eton College. On déjeunera au Great Fosters Hotel, Egham. Les autocars partent de Burton Street à 10.00 heures et reviennent vers les 17.00 heures.
- 10.15 heures. Excursion à Hatfield House. Déjeuner au Old Palace. Les autocars partent de Burton Street à 10.15 et rentrent vers les 16.00.
- 11.30 heures. Visite au House of Commons. (Pas de transport). Les participants sont priés de se rencontrer à l'entrée St. Stéphen (Entrée des Etrangers) à 11.15 heures.
- 11.45 heures. Visite aux House of Lords et Palace of Westminster. (Pas de transport).
- 14.00 heures. Visite aux Royal Botanic Gardens, Kew, où on prendra le thé. Les autocars partent de Burton Street à 14.00 et rentrent environ 17.30.
- 19.30 heures. Banquet officiel du Congrès à Grosvenor House suivi d'un Bal. (Pas de transport).

**VENDREDI le 21 JUILLET**

- 09.30 heures. Tours dans Londres.
- 11.30 heures. Visite à Westminster Abbey. (Pas de transport).
- 11.45 heures. Visite aux House of Lords et Palace of Westminster. (Pas de transport).
- 17.00 heures. La reception de Mme. Williamson-Noble et le défilé de mannequins par Lachasse auront lieu à Ridge House, Winnington Road, N.2. Les autocars partiront vers 16.30 heures. Pour ceux que cela pourrait intéresser, ces autocars passeront devant la Zoological Society vers 19.00 heures.
- 19.00 à 22.00 heures. Visite à la Zoological Society of London. Les autocars partent de Burton Street à

- 18.45 revenant aux endroits au centre de Londres à partir de 21.30 heures.
- 21.00 heures. Soirée musicale chez Mrs. Juler où on entendra jouer le Quartuor Martin. (Pas de transport).

### SUITE DU CONGRES

#### SAMEDI le 22 JUILLET

##### *Excursion à Canterbury*

- 09.15 heures. Départ de Burton Street.
- 12.00 heures. Arrivée à Canterbury.
- 12.15 heures. Déjeuner au County Hotel.
- 13.15 heures. Bienvenue aux délégués au nom du Doyen et du Chapitre, suivie par une visite accompagnée la cathédrale et ses environs.
- 15.15 heures. Office divin dans la cathédrale ou visite aux sites intéressants de Canterbury.
- 16.00 heures. Départ de Canterbury.
- 16.45 heures. On prend le thé chez Mons. et Mme. W. E. Heath à Maidstone.
- 17.45 heures. Départ de Maidstone.
- 19.15 à  
19.30 heures. Arrivée à Londres.

##### *Excursion à Cambridge*

- 09.00 heures. Départ de Burton Street.
- 12.00 heures. Arrivée à Cambridge.
- 12.30 heures. Déjeuner au University Arms Hotel. •  
Tour des Collèges.
- 16.00 heures. " Garden Party " à King's College, offert par le Provost et les Fellows du College.
- 17.30 heures. Départ de Cambridge.

#### SAMEDI le 22 JUILLET à MARDI le 25 JUILLET

##### *Excursion à Oxford et Stratford-on-Avon*

##### *Samedi le 22 Juillet*

- 13.30 heures. Les autocars quittent Londres de Burton Street.
- 16.30 heures. Garden Party à Christ Church, Oxford, offert par le Regius Professor of Medicine.
- Le soir. Discours par Mons. J. Betjeman " L'Architecture d'Oxford " dans le Hall de St. John's College par l'invitation du personnel de l'Oxford Eye Hospital et du Nuffield Laboratory of Ophthalmology.

##### *Dimanche le 23 Juillet*

- 14.15 heures. Tour en autocars des environs d'Oxford.  
Visite à Blenheim Palace et East Hendred

Village. Thé à West Hendred. Rentrée à Oxford à 18.45.

**Lundi le 24 Juillet**

10.15 heures. S'assembler au British Council, Black Hall, St. Giles, Oxford, avant de visiter :

- (a) L'Oxford Eye Hospital et Nuffield Laboratory of Ophthalmology où il y aura des démonstrations cliniques et scientifiques pour tous ceux qui s'y intéressent.
- (b) Tour d'Oxford avec guides.

14.00 heures. Départ d'Oxford pour Stratford.  
16.00 heures. Thé.  
16.45 heures. Tour de Stratford.  
18.30 heures. Dîner.  
19.30 heures. Spectacle au Shakespeare Memorial Theatre (" Henry VIII ").

**Mardi le 25 Juillet**

10.00 heures. Départ ou d'Oxford ou de Stratford pour Londres.

**PROGRAMA SOCIAL**

Para todas las funciones habrá billetes en la Matrícula o la Oficina.

Es esencial solicitar con antelación los billetes para estas intervenciones pues su número está estrictamente limitado.

Se habilitará como salón de espera y reunión el Gran Hall de The British Medical Association, donde se servirán refrescos. Habrá " The Dansant " diario de 4 a 6 de la Tarde.

Todos los coches de excursiones salen de Burton Street detrás de British Medical Association House. Los coches saldrán a la hora indicada—se ruega que los socios deseosos de tomar parte en una excursión se presenten puntualmente.

**El Vestir**

Para todas las funciones de noche oficiales de Congreso será de rigor el traje de ceremonia con decoraciones, o smoking. A las Ceremonias de Inauguración y de Conclusión, los oficiales del Congreso y los delegados oficiales de cada país llevarán traje académico.

Se puede que las Senoras deseen tener algunas indicaciones sobre el vestir apropiado para las diferentes excursiones y funciones sociales—sepan, por ejemplo, que para las excursiones diarias (salvo las muestras de modas) será preferible usar zapatos cómodos, de tacones bajos. Para la visita al Jardín Zoológico no se recomienda calzar zapatitos de soirée ligeros.

**SABADO, 15 de JULIO**

Comida brindada al Consejo Internacional

porel Presidente y Consejo del Royal College of Surgeons.

**LUNES, 17 de JULIO**

- 14h30 Visita a Cadby Hall, Fábrica de Comestibles de la casa J. Lyons and Co. Se servirá el té a los visitantes. Los coches saldrán de Burton Street a las 14h00 y volverán a 17h00 poco más o menos.
- 15h00 Muestra de Modas por Lachasse, 4, Farm Street, W. 1. (No se brindarán coches).
- 16h00 Recepción por el London County Council (Consejo del Condado de Londres) en County Hall.  
Los coches saldrán de Burton Street a las 15h30 y volverán a las 18h30 poco más o menos.
- 21h00 Recepción y Baile Congresional en Grosvenor House. (No se brindarán coches).

**MARTES, 18 de JULIO**

- 9h30 Visitas a lugares interesantes de Londres.
- 10h00 Proyección de Films en el Auditorio de la Wellcome Research Institution.
- 10h00 Visita a Hampton Court, con almuerzo en el Hotel Mitre. *Los coches saldrán de Burton Street a las 10h00 y volverán a las 17h00 poco más o menos.*
- 10h30 Visita a Cadby Hall, Fábrica de Comestibles de la casa J. Lyons and Co. Los coches saldrán de Burton Street a las 10h00 y volverán a las 12h30 poco más o menos.
- 11h30 Visita a la House of Commons (No se brindarán coches).  
Los concurrentes a estos actos deberán reunirse en "St. Stephen's Entrance" (entrada de visitantes) a las 11.15 a.m.
- 11h45 Visita a la House of Lords and Palace of Westminster. (No se brindarán coches).
- 20h30—22h30 Recepción por el Gobierno de S.M. Británica, en Tate Gallery. *Los coches seguirán saliendo de Burton Street a partir de las 20h00 y volverán a partir de las 21h30.*

**MIÉRCOLES, 19 de JULIO**

- 9h30 Visitas a lugares interesantes de Londres.
- 11h30 Visita a Westminster Abbey. (No se brindarán coches).
- 11h45 Visita a la House of Lords and Palace of Westminster. (No se brindarán coches).
- 14h00 Visita por batel de río al Puerto de Londres. Se servirá el té. *Los coches*

*saldrán de Burton Street a las 13h15 y volverán a 18h30.*

14h00 Visita por batel de rio al Royal Naval College y National Maritime Museum, Greenwich. *Los coches saldrán de Burton Street a las 13h30 y volverán a las 18h30 poco más o menos.*

16h00 Visita a las Houses of Parliament, con té en la azotea. Los concurrentes a estos actos deberán reunirse en St. Stephen's Entrance (entrada de visitantes) a las 15h45. (No se brindarán coches).

20h30--22h30 Recepción por la Royal Society of Medicine, con audición musical por el pianista Sr. Kendal Taylor. (No se brindarán coches).

21h00-22h30 Recepción por el Royal College of Surgeons of England. (No se brindarán coches).

21h00 Recepción por la British Medical Association. (No se brindarán coches).

**JUEVES, 20 de JULIO**

9h30 Visitas a lugares interesantes de Londres.

10h00 Visita a Windsor Castle y Eton College, con almuerzo en el Old House Hotel, Windsor. *Los coches saldrán de Burton Street a las 10h00, y volverán a las 17h00 poco más o menos.*

10h00 Visita a Windsor Castle y Eton College, con almuerzo en el Great Fosters Hotel, Egham. *Los coches saldrán de Burton Street a las 10h00, y volverán a las 17h poco mas o menos.*

10h15 Visita a Hatfield House, con almuerzo en el Old Palace. *Los coches saldrán de Burton Street a las 10h15, y volverán a las 16h00 poco más o menos.*

11h30 Visita a la House of Commons. (No se brindarán coches). Los concurrentes a estos actos deberán reunirse en St. Stephen's Entrance (entrada de visitantes) a las 11h15.

11h45 Visita a la House of Lords and Palace of Westminster. (No se brindarán coches).

14h00 Visita al Jardín Botánico Real en Kew, con té. *Los coches saldrán de Burton Street a las 14h00 y volverán a las 17h30 poco más o menos.*

19h30 Banquete Oficial del Congreso en Grosvenor House, al que seguirá un Baile. (No se brindarán coches).

**VIERNES, 21 de JULIO**

9h30 Visitas a lugares interesantes de Londres.  
11h30 Visita a Westminster Abbey. (No se  
brindarán coches).  
11h45 Visita a la House of Lords and Palace of  
Westminster. (No se brindarán coches).  
17h00 La Excm. Sra Williamson-Noble, recibirá  
a los visitantes de la exposición de modelos  
de costura en "Ridge House," Win-  
nington Road, N. 2 (se aispondra de  
servicio de carruajes que saldrán de  
Burton Street a las 16.30 p.m. para regresar  
hacia las 19.00 p.m.). En beneficio de los  
visitantes, los carruajes pasarán, durante  
el viaje de regreso, por el edificio de la  
Sociedad Zoológica ("Zoologica Society")  
hacia las 19.00 p.m.  
19h00—20h00 Visita a la Zoological Society of London  
con comida a las 19h30. *Los coches  
saldrán de Burton Street a las 18h45 y  
volverán a puntos en el distrito central  
a partir de 21h30.*  
21h00 Entretenimiento musical en casa de Sra.  
Juler. (Cuarteto de Cuerdas Martin). (No  
se brindarán coches).

**POSCONGRESO**

**SABADO, 22 de JULIO**

**Visita a Canterbury**

9h15 Partida de Burton Street.  
12h00 Llegada en Canterbury.  
12h15 Almuerzo en el County Hotel.  
13h15 Acogida de los delegados en nombre del  
deán y capítulo, y giro acompañado por  
la catedral y los límites.  
15h15 Cantar vísperas en la Catedral o corta  
excursión para visitar lugares de interés  
en Canterbury.  
16h00 Partida de Canterbury.  
16h45 Té brindado por el Sr. y la Sra. W. E.  
Heath en Maidstone.  
17h45 Partida de Maidstone.  
19h15—19h30 Llegada de vuelta en Londres.

**Visita a Cambridge**

9h00 Partida de Burton Street.  
12h00 Llegada en Cambridge.  
12h30 Almuerzo en el University Arms Hotel.  
Giro de los Colegios.



16h00 Recepción en el Jardín de King's College,  
por convite del Rector y los Catedráticos.  
17h30 Partida de Cambridge.

**SABADO, 22 de JULIO a MARTES, 25 de JULIO**

**Visita a Oxford y Stratford-on-Avon**

**Sábado, 22 de Julio**

13h30 Los coches saldrán de Burton Street.  
16h30 Recepción en el Jardín de Christ Church,  
Oxford por convite del Catedrático real  
de Medicina.  
Por la tarde Discurso por el Sr. J. Betjeman sobre  
"La Arquitectura de Oxford" en el  
Hall del Colegio de St. John por convite  
del Personal del Hospital Oftalmológico  
de Oxford y del Laboratorio Nuffield de  
Oftalmología.

**Domingo, 23 de Julio**

14h15 Giro en autocar por la campina de los  
alrededores, con visita al Palacio de  
Blenheim y la aldea de East Hendred.  
Se tomará el té a West Hendred. Vuelta  
a Oxford a las 18h45.

**Lunes, 24 de Julio**

10h15 Encuentro concertado en el British Council,  
Black Hall, St. Giles, Oxford, para visitar :  
(a) El Oxford Eye Hospital y Nuffield  
Laboratory of Ophthalmology que darán  
demostraciones clínicas y científicas a  
los interesados,  
(b) Visita a lugares interesantes de Oxford  
con guías.  
14h00 Partida de Oxford para Stratford-on-Avon.  
16h00 Té.  
16h45 Visita a lugares interesantes de Stratford-  
on-Avon.  
18h30 Comida.  
19h30 Pieza dramática por Shakespeare (" Henry  
VIII ") en el Teatro Conmemorativo en  
Stratford-on-Avon.

**Martes, 25 de Julio**

10h00 Partida de Oxford o de Stratford-on-Avon  
para Londres.

**OTHER CONGRESSES**

Attention is drawn to the following meetings which take  
place next week :—

**Paris**

The Annual Congress of the Société Française d'Ophtal-

mologie will take place in Paris from July 23rd to July 27th.  
The French Ophthalmological Society cordially invites members of the International Congress of Ophthalmology to participate therein.

***International Anatomical Congress, Oxford***

The International Anatomical Congress is to be held from July 25th to 28th in Oxford.

**DONATIONS**

*(received up to June 6th)*

The Executive Committee acknowledges with grateful thanks donations towards the expenses of the Congress from the following:—

Council for the Co-ordination of International Congresses of Medical Sciences  
British Electricity Authority  
Imperial Chemical Industries Limited  
The Worshipful Company of Spectacle Makers  
Boots Pure Drug Company Limited  
The Crookes Laboratories Limited  
Optrex Limited  
Lewis Berger & Sons Limited  
Chance Brothers Limited  
Levers Optical Company Limited  
Pilkington Brothers Limited  
The National Coal Board  
Ciba Laboratories Limited  
London Transport Executive  
The Clothworkers' Company  
Siebe, Gorman & Company  
Safety Products Limited  
Stercks Martin Limited  
S. H. Harrold Limited  
Martin & Tomkins Limited  
Triplex Safety Glass Company Limited  
W. H. Ross Foundation  
Dr. Margaret Dobson  
Clifford Brown Limited  
The British Drug Houses Limited  
British Schering Limited  
Alfred Hawes & Son Limited  
H. K. Lewis & Company Limited  
Eric Massey Limited  
E. B. Meyrowitz Limited  
Stratford Products (Safety Service) Company  
Linwood Strong Limited  
R. S. Chesire Limited  
Mr. R. R. James, F.R.C.S.

A. J. Moore  
A. E. Newbold Limited  
T. Bowing & Company Limited  
L. W. Linney

*The Emblem of the Congress was designed by*  
MRS. FRANK LAW

*The cost of providing the badges was defrayed by*  
MESSRS. THOMAS & EDGE LIMITED  
Builders & Contractors,  
Woolwich.

## HISTORICAL NOTES

### CADBY HALL

Cadby Hall is the catering factory of Messrs. J. Lyons & Co. Ltd. This firm was founded sixty years ago and has now risen to be the largest catering establishment in the world.

### COUNTY HALL

The headquarters of the London County Council, occupying a prominent site on the south bank of the River Thames adjacent to Westminster Bridge, was completed in 1933. The foundation stone was laid by King George V who also performed the opening ceremony on July 17th, 1922. Extensive damage by bombing was done to the Main Building, North Block, and the colonnade on the river front. The interior decorations in the entrance lobbies and principal rooms display a variety of attractive wood panelling and marble.

### HAMPTON COURT AND THE MITRE HOTEL

Hampton Court was built by Cardinal Wolsey in 1514. The Cardinal's lavish way of living and sumptuous hospitality attracted the attention of Henry VIII, who thereupon moved in himself. While still married to Katherine, the King started to add to the palace a suite of rooms for Anne Boleyn, but Anne had become Queen and been beheaded before her rooms were completed. They were first occupied by Jane Seymour, whose son, Edward VI, was born there.

In close proximity to Hampton Court are buildings erected about 1665 by order of Charles II to house his Courtiers who could not find accommodation in the Palace. These buildings now form the Mitre Hotel, replacing the Toye Inn, which was built in the reign of Henry VIII, and at one time housed the Roundheads of Cromwell. One of the bow windows of

the "Toye," containing the original hand-made glass, now forms the front of the Reception Office in the hall of the "Mitre."

#### WESTMINSTER ABBEY

The Abbey of St. Peter is the most celebrated church in the British Empire. In early times, the Thames was bordered by a great expanse of fenland, while near the point where the Abbey stands was a low island known as Thorney islet. Here King Sebert founded the church of St. Peter and a legend relates the coming of St. Peter himself to hallow his new church. In a charter dated 951, King Edgar restored the church, defining the boundary of Westminster. Edward the Confessor started the erection of a new church in 1050 with one central and two western towers and this was continued after his death. In 1245 Henry III started the re-building of the church east of the nave.

The present Abbey is a cruciform structure consisting of a nave with aisles, transepts with aisles and choir with six chapels opening south and north, and an eastern Lady Chapel, known as Henry VII's Chapel. The Chapter House, cloisters and other buildings lie to the south. Wren designed the Western Towers, which were completed in 1740 after his death; Sir Gilbert Scott and John Loughborough Pearson rebuilt the north side.

Within, the Abbey is a fine example of the pointed style, while the choir, with its radiating chapels, follows French examples. Excellent ornamentation is seen in the triforium arcade and between some of the arches of the transept are finely carved figures known as the censuring angels.

The choir stalls in the body of the church are modern. The reredos is by Scott with mosaic by Salvieti.

From William the Conqueror onwards every sovereign, except Edward V, has been crowned in the Abbey. The coronation chair in use dates from the time of Edward I and contains beneath its seat the Stone of Scone, on which the Scottish Kings were crowned. A part of the south transept is set aside as "Poet's Corner." The north transept contains monuments to many famous statesmen.

The tomb of Sir Isaac Newton and a memorial plaque to Thomas Young are also to be found in the Abbey.

#### PORT OF LONDON

The development of the Port of London has been due to its situation on a very deep tidal river and to the expansion of the British Colonies and possessions during the last three centuries, which brought in overseas trade in all kinds of raw materials.

In its earliest days it was owned by the Crown but after the Norman Conquest, the City Corporation was given the right to collect revenues. In 1909 the Port of London Authority commenced its career by assuming the functions of the conservancy in the lower River and those of the old dock companies in the docks, with the special duty of improving the accommodation in the Port. Since 1909 the River channel has been widened and deepened.

The length of the dock quays in the Port is about 23 miles, the largest being the George V dock, 800 feet long.

#### THE ROYAL NAVAL COLLEGE AND THE NATIONAL MARITIME MUSEUM

The excursion to Greenwich will be by boat, leaving Westminster Pier and proceeding down the River Thames to Greenwich Pier. During the course of the journey several historic landmarks including St. Paul's Cathedral, London Bridge, the Tower of London and the Port of London will be visible.

On arrival at Greenwich visits will be made to the Royal Naval College, a building designed by Christopher Wren and erected on the site of Henry VIII's Palace, and the National Maritime Museum.

The Museum collection is not confined to the past, but includes many acquisitions dealing with the present century. Models of up-to-date warships and modern passenger liners, a panorama of an Atlantic Convoy being attacked by U-boats in 1943 and many original documents from the 1939-45 War can be seen.

#### THE HOUSES OF PARLIAMENT

The House of Lords, a lavishly decorated Gothic hall, has been used by the House of Commons since the destruction of their own chamber in May, 1941. The Speaker's chair is at the north end of the Chamber. In front of the chair is the table of the House, on which the mace rests during the sittings of the House. When the House is "in Committee" the mace is placed under the table. On either side of the table are the "front benches," the ministerial on the Speaker's right, the opposition on his left.

At the end of the Chamber above the Speaker's chair are the Reporters' Gallery and, at a higher level, the Strangers' Gallery. The galleries to right and left accommodate the Serjeant-at-Arms, the Peers, the Ambassadors and Distinguished Strangers. The House is flanked on each side by Division Lobbies, into which the members file when a vote is being taken. The Peers' Lobby, now serving as the Commons' Lobby, a handsomely decorated square chamber, has a fine

encaustic tiled pavement and brass gates in the South doorway. Over the North and South doors are the arms of six dynasties of English rulers.

The House of Commons, to which 100 members of the Congress are invited on July 19th, stands on the site of the former St. Stephen's Chapel—the meeting place of the English Commons for many centuries. The chapel was destroyed by fire in 1834. The present buildings are familiar in shape to all the world because they are reproduced on the back of the British Treasury pound note. They were completed in 1857. Big Ben, called after Sir Benjamin Hall, Commissioner of Works at the time, is of the same date. The Commons chamber was destroyed by a German bomb in the winter of 1940-41, and is now being rebuilt.

The oldest part of the present premises is Westminster Hall. Next to the Tower and Westminster Abbey, this is the most historic building in London. Begun in 1097, and rebuilt in 1397, its roof of English oak is the largest unsupported wooden roof in the world. The Hall was the scene of Charles I's trial; the last two English Kings have lain in state there.

#### THE ROYAL SOCIETY OF MEDICINE

The Royal Society of Medicine was founded in 1805 by a group of energetic medical men who had formed a habit of meeting at a tavern in the City of London "for the cultivation and promotion of physic and surgery."

In 1834 the Society received a Royal Charter and by this time was established in its own house in Berners Street. From there it removed to a magnificent old house in Hanover Square where it celebrated its first Centenary as the Royal Medical and Chirurgical Society, which was even then held of some importance in the world of scientific medicine.

In 1907 negotiations with a dozen similar scientific medical societies were successfully concluded and the Royal Medical and Chirurgical Society was reconstituted as the Royal Society of Medicine under a second Royal Charter.

In the reconstituted Society, now housed at No. 1 Wimpole Street, all the co-operating societies were represented as Sections and as such have Members and maintain their old traditions.

The Society's Roll now numbers over 9,000 and includes more than one thousand Fellows overseas of all nationalities.

#### THE ROYAL COLLEGE OF SURGEONS OF ENGLAND

The early history of the Royal College of Surgeons of England is the history of two Companies, the Barbers' Company of London, which is first mentioned in the records

preserved at Guildhall in 1308, and the Fellowship or Guild of Surgeons, first mentioned in the year 1369.

In 1493, the Barbers' Company and the Surgeons' Guild entered into an agreement to act together in all matters relating to Surgery and to the examination and government of its practitioners, and in 1540 the two Companies were united by Act of Parliament. The Union was immortalized in Holbein's masterpiece showing Henry VIII presenting the Act of Union to Thomas Vicary, the first Master of the United Company of Barbers and Surgeons. The *mariage de convenance* lasted for 200 years, and in 1745 an Act of Parliament was passed dissolving the union and establishing two separate Companies.

The Surgeons had to find a new home and after a temporary sojourn in Stationers' Hall, built premises in Old Bailey where Surgeons' Hall was opened in 1751. In 1796 a freehold site in Lincoln's Inn Fields was acquired upon which, with considerable extensions, the College Building now stands. In 1799 Parliament entrusted to the care of the Company the Hunterian Collection, which had been purchased for the Nation at a cost of £5,000, and in March, 1800, the Company was reincorporated and constituted with the name of the Royal College of Surgeons in London. The name of the College was changed to the Royal College of Surgeons of England in 1843, and at that date the Fellowship was instituted.

A large part of the College was destroyed by enemy action in 1941.

#### BRITISH MEDICAL ASSOCIATION HOUSE

The British Medical Association, founded in Worcester in 1832 by Sir Charles Hastings under the name of the Provincial Medical and Surgical Association and changing to its present name in 1856, has its headquarters at B.M.A. House in Tavistock Square, London, W.C.1. The Association exists to promote the medical and allied sciences and to maintain the honour and interests of the medical profession. The present membership is over 60,000.

B.M.A. House, originally constructed to house the Theosophical Society was taken over by H.M. Government early in the 1914-18 War, before the building had been completed. It was purchased by the B.M.A. in 1923 and the exterior finished and the interior redesigned under the direction of Sir Edwin Lutyens, R.A., who was the original architect. The House was officially opened by King George V on the 13th July, 1925, when the Gates of Remembrance were dedicated by the Archbishop of Canterbury.

The main building with its forecourt was completed in 1929 and the further extension of the North and South Wings commenced in 1938. The South extension was badly damaged by enemy action on 16th April, 1941, before the interior had

been completed. The repair and completion of this wing is now being undertaken.

The west end of the South Wing is built on the site of the house occupied by Charles Dickens between 1851 and 1860. The most brilliant part of his career was during this period and it was in this house that he wrote "Bleak House," "Hard Times," "Little Dorrit," "Tale of Two Cities" and "Great Expectations."

#### WINDSOR CASTLE AND GREAT FOSTERS

Situated on a hill overlooking the River Thames, twenty miles from London and with Eton College on the opposite bank, Windsor Castle is the oldest palace in England. It has been the home of every English King since William the Conqueror ousted the Saxons and turned Windsor from a hunting lodge into a fortress. It was from Windsor that King John rode forth in 1215 to sign Magna Carta. Queen Elizabeth summoned Shakespeare to Windsor and his play "The Merry Wives of Windsor" was the result of this command.

Within the Castle walls is St. George's Chapel, a splendid example of Perpendicular architecture, in the vaults of which lie the coffins of many English Kings, including those of Henry VIII and Charles I. The Castle contains a superb collection of pictures, an unique library, and many other historical and artistic treasures.

At Egham, five miles from Windsor, is the famous country hotel, Great Fosters. Dated A.D. 1550, some parts are said to go back to the reign of Henry VII, but the main building was probably built by Henry VIII, who confiscated the monastic lands to make for himself a "chace," where he could indulge in his favourite pastime of hunting. Queen Elizabeth constantly used Great Fosters as a hunting lodge, largely because it had been the home of her mother, Anne Boleyn. Today, Great Fosters is a country house hotel where modern installations have been introduced without in any way destroying the character of the house.

#### ETON COLLEGE

Eton College, the largest of the ancient English public schools, was founded by Henry VI in 1441. Its teaching now includes modern subjects, but until the first half of the 19th century the normal course of instruction remained wholly classical.

The buildings were started in 1441 but the whole original structure was not completed until 50 years later. This older part consists of buildings surrounding two quadrangles, those enclosing the lesser quadrangle containing the residence of the officials, the library and hall. The old chapel of the College



was also used as the Parish Church until the creation of the separate parish of Eton in 1875. As the numbers grew, a new chapel was erected and is now used by the lower school. This contains some admirable modern tapestries, glass and wood-work.

The principal annual celebration is held on June 4th, when speeches in the Upper School and the procession of boats are regular features of the day.

#### HATFIELD HOUSE

The home of the Marquess of Salisbury was built by Robert Cecil, 1st Earl of Salisbury, in 1607-1611, near the Palace of the Bishops of Ely, then occupied by James I but originally built by Cardinal Morton about 1490. Henry VIII took over the Old Palace at the Reformation and used it to keep his daughter, Mary Tudor, a prisoner. Later, as Queen Mary, she kept her sister, Elizabeth, confined there. Two of the wings of the Old Palace were pulled down to make the foundations of Hatfield House, and the remaining portion of the old building is a fine banqueting hall with a magnificent roof. It is one of the most typical palatial houses in England.

#### THE ROYAL BOTANIC GARDENS, KEW

The site of the Botanic Gardens at Kew has long been famous as a horticultural centre. In 1730 a house near the present Kew Palace, known as Kew House, was leased to Frederick, Prince of Wales, who thus inaugurated the long and intimate association of Kew with the Royal Family. Frederick did much to improve the Gardens and, after his death in 1751, his widow, Princess Augusta of Saxe-Gotha, mother of George III, continued the development and with the professional help of gardeners and architects founded a botanical, as distinct from a horticultural, establishment at Kew.

Princess Augusta died in 1772 and Kew came under the control of George III who owned Richmond Lodge, situated in the Old Deer Park at Richmond. The gardens and grounds of the Lodge joined those of Kew House and the King, by Act of Parliament, obtained powers to purchase Kew and unite the two properties. All those portions north of the Old Deer Park form what is now known as Kew Gardens. In 1840 the Gardens were given to the nation by Queen Victoria and placed under control of the Commissioners of Woods and Forests.

#### THE ZOOLOGICAL SOCIETY OF LONDON

The Society was established in 1826 and received the Royal Charter in 1829. The Zoological Gardens in Regent's Park

were first opened to the public on April 27th, 1828. Since then the grounds have been added to from time to time; at present the total area is about 35 acres.

### OXFORD AND STRATFORD-ON-AVON

Oxford is, after Paris and Bologna, Europe's oldest university town. Its beginnings date from about 1167. The University was originally centred upon its church, St. Mary's, round which the principal university buildings still stand. Members of the Congress will be entertained at Christ Church—the College founded by Cardinal Wolsey in 1525—and will have opportunities of visiting both the university buildings and some of the more ancient colleges, notably Merton (1266) and New College (1387).

Stratford-on-Avon, in the county of Warwickshire, was a provincial market town in Elizabethan times and still possesses many buildings of that date. It stands on the edge of the one-time Forest of Arden. Here Shakespeare was born in 1564, and returned to die in 1616. He was baptised in the church where his monument stands—one of the most authentic portraits of him in existence. He was there married to Ann Hathaway, whose cottage still exists, as do the houses in Henley Street, in which Shakespeare's father plied his trade. The house—New Place—which Shakespeare later bought as a man of property, has disappeared.

### CANTERBURY

The Roman occupation may be said to mark archaeologically the beginning of the City, at that time enclosed by walls. In Saxon times it became the Royal Capital of Ethelbert (560 A.D.), the first Christian King of Kent. In the middle of the ninth century the City was laid waste by the Danes, and again in 1011. The Cathedral originated as St. Augustine's Church (597 A.D.) which was largely rebuilt by Archbishop Odo. In 1023 Canute restored it, but it was destroyed by fire in 1067 and rebuilt by Lanfranc in 1077. In 1174 it was again destroyed by fire and was rebuilt gradually, the building of the central tower being undertaken in 1495. In 1162 Thomas à Beckett was elected Archbishop; eight years later he was murdered in the Cathedral. For three centuries the life of Canterbury centred in the pilgrimage to his shrine.

Various Sovereigns have visited the City, among them Edward the Black Prince with his prisoner, the King of France, after the Battle of Poitiers. Henry VIII, accompanied by Charles V of Spain and Cardinal Wolsey, visited the City in state in 1520. In 1524 he refounded the "King's School."

During the reign of Elizabeth many French and Walloon refugees settled in Canterbury and started new industries, the

best known of which was the silk weaving introduced by the Huguenot refugees in 1685.

### CAMBRIDGE

In olden times Cambridge was distributed between the Mills and the Great Bridge along the banks of the River, which was responsible for its prosperity in those days, and which served as the means of supplying the necessities of life. Communication with the Eastern Counties and the Midlands was possible only by crossing the Great Bridge. The date of the foundation of the University has never been discovered, but doubtless the situation of the town and the neighbourhood of the monasteries contributed to the fact that the choice fell on Cambridge. The oldest College is Peterhouse, famous for its stained glass. The Great Court of Trinity, the Chapel of King's, and the entrance gates of St. John's are inevitable attractions. The banks of the River, as it winds through the land behind the Colleges—the "Backs"—provide a pleasant walk.

### REPRESENTATIVES OF COUNTRIES, UNIVERSITIES AND SOCIETIES

Every country and university in the world has been invited to appoint an official representative. In cases where no nomination was received the corresponding Ophthalmological Society was asked to nominate a representative.

#### *Algiers*

Prof. A. G. Toulant (University of Algiers)

#### *Argentina*

Prof. R. Argañaraz (representing the Ophthalmological Society of the Argentine and the Facultad de Medicina de Buenos Aires)

Dr. P. Satanowsky de Neumann } Ophthalmological  
Dr. Boris Malamud } Society of the

Dr. J. Lijo Pavia } Argentine  
Dr. R. Laje Weskamp (Universidad Nacional de Cordoba)

Dr. J. N. Vila-Ortiz (Sociedad de Oftalmologia del Litoral)

#### *Australia*

Dr. J. Ringland Anderson (Government Representative)

Dr. C. K. Cohen (University of Sydney and New South Wales representative of the Ophthalmological Society of Australia)

Dr. D. Hart (University of Queensland)

Dr. Esmé Anderson (University of Melbourne)

**Austria**

Prof. A. Pillat (Ophthalmological Society of Vienna)  
Prof. K. Lindner (University of Vienna)  
Prof. J. Böck (Austrian Ministry of Social Affairs)

**Belgium**

Prof. Léon Coppez (Government Representative and also representing the Université Libre de Bruxelles)  
Dr. R. Weekers (Government Representative)  
Prof. J. François (University of Ghent)  
Dr. G. Leplat (University of Liège)  
Prof. M. Appelmans (University of Louvain and Belgian Society of Ophthalmology)

**Bolivia**

The Vice-Consul, Señor H. Boguer (Government Representative)

**Brazil**

Dr. J. C. Uchoa Cavalcanti  
Dr. N. Moura Brazil do Amaral  
Dr. S. de Abreu Fialho  
Dr. H. Brito Conde  
Dr. Evaldo Campos  
Prof. P. C. Pimentel (Faculdade Fluminense de Medicina Niterio)  
Prof. M. E. Alvaro (Escola Paulista de Medicina, Sao Paulo)  
Dr. R. Benchimol (Ministerio de Aeronautica)  
Dr. J. Tavares (Instituto Fernandes Figueira do Ministerio de Educacao e Salud do Brasil)

**Burma**

Dr. T. C. Taik (Government Representative, also representing the University of Rangoon)  
Dr. S. Taik Leong (Government Representative)

**Canada**

Dr. G. Stuart Ramsey (Canadian Ophthalmological Society)  
Dr. M. R. Marshall (University of Alberta)  
Dr. K. B. Johnston (McGill University, Montreal)  
Dr. A. E. Macdonald (Royal College of Physicians and Surgeons of Canada and the Canadian Ophthalmological Society)

**Ceylon**

Dr. K. Vythilingam (Government Representative)

**Chile**

Prof. C. Espildora-Luque (Government Representative and representing Universidad Catolica de Chile)  
Dr. M. Amenabar (Government Representative and representing University of Chile, Santiago)  
Dr. R. Contardo A. (Government Representative)

**Colombia**

Dr. J. Diaz Guerrero (Government Representative, also representing the Facultad de Medicina de la Universidad Catolica Javeriana, Bogota)  
Dr. A. Gaitan Nieto (Government Representative)  
Dr. F. Vernaza (Academia Colombiana de Medicina)

**Costa Rica**

Dr. A. Aguero (Official Representative)

**Cuba**

Prof. M. A. Branly	}	Government Representatives
Dr. T. Yanes		
Dr. G. Capero		
Dr. L. P. Martiñez		
Dr. O. Horstmann		

Dr. R. Branly

**Cyprus**

Dr. J. Shelley (Government Representative)

**Denmark**

Prof. H. Ehlers (Government Representative, also representing University of Copenhagen)  
Dr. H. U. Möller (Danish Board of Health)

**Egypt**

Dr. A. Fattah el Tobgy (Government Representative)  
Dr. M. Abbas El Bakly (Government Representative)  
Dr. M. Bey Tewfik (Egyptian Ophthalmological Society)  
Dr. M. A. El-Kattan Bey (Fouad I University, Cairo)  
Dr. S. Habachi (La Ligue Internationale Antitrachomeuse pour l'Egypte)  
Prof. M. Sobhy Bey (The Royal Egyptian Medical Association)  
Dr. M. Khalil  
Dr. F. Massoud (School Health, Ministry of Education, Cairo)  
Dr. M. Aziz Barrada (Farouk I University, Alexandria)  
Dr. H. Peretz (Royal Society of Medicine of Egypt)

**Eire**

Dr. J. B. McArevey (Irish Ophthalmological Society)  
Prof. O'Hea-Cussen (University College of Cork)

***El Salvador***

Dr. H. Escapini (Government Representative)

***Finland***

Prof. M. Vannas (Government Representative, also representing the Ophthalmological Society of Finland)

Prof. H. Teraskeli (Turku University)

***France***

Dr. E. Hartmann (Government Representative, also representing the Société Française d'Ophthalmologie)

Dr. J. Mawas (representing the Ministère de l'Education Nationale)

Dr. L. Paufigue (University of Lyons)

Prof. J. Nordmann (University of Strasbourg)

Dr. Nada Matavulj (L'Institut National d'Hygiène)

Dr. A. J. Churchill (International Association for the Prevention of Blindness)

***Gibraltar***

Dr. E. E. Cass (Government Representative)

***Great Britain***

Dr. Beatrix Law (Aberdeen University)

Dr. C. Rudd (University of Birmingham)

Mr. C. W. Graham (University of Edinburgh)

Prof. W. J. B. Riddell (University of Glasgow)

Mr. G. W. Black (University of Leeds)

Mr. A. McKie Reid (University of Liverpool)

Sir Stewart Duke-Elder (University of London)

Dr. O. M. Duthie (University of Manchester)

Mrs. A. Pirie (University of Oxford)

Dr. W. J. W. Ferguson (University of Sheffield)

Mr. J. W. Tudor-Thomas (University of Wales, Cardiff)

Sir John Charles (Ministry of Health)

Dr. A. N. Currie (Ministry of Labour and National

Mr. E. W. Murray (Service)

Dr. S. W. Fisher (Ministry of Fuel and Power)

Mr. M. Hine (Section of Ophthalmology, Royal Society of Medicine)

Mr. M. H. Whiting (Ophthalmological Society of the United Kingdom)

Dr. F. A. Anderson (Oxford Ophthalmological Congress)

***Greece***

Prof. J. Charamis (Government Representative, also representing University of Athens and the Greek Ophthalmological Society)

**Guatemala**

Dr. R. Pacheco Luna (Ophthalmological Association of Guatemala)

**Hawaii**

Dr. W. J. Holmes (Hawaiian Eye, Ear, Nose and Throat Society)

**Holland**

Prof. A. W. Mulock-Houwer (Ministry of Education, Arts & Sciences and the Minister for Social Affairs)  
Prof. A. Hagedoorn (Vrije Universiteit te Amsterdam)  
Dr. M. Colenbrander (Rijksuniversiteit te Leiden)

**Iceland**

Dr. B. Olafsson (Government Representative)

**India**

Lt.-Col. C. L. Pasricha (Government Representative)  
Col. Sir Jamshedji Duggan (University of Bombay)  
Dr. H. D. Dastoor (University of Bombay)  
Dr. E. V. Srinivasan (University of Madras)  
Dr. G. Zachariah (All-India Ophthalmological Society)  
Dr. H. L. Anand (Delhi Ophthalmological Society)

**Iran**

Prof. G. Chams (The Ministry of Health of Teheran and the University of Teheran)

**Iraq**

Dr. A. Suhail (Government Representative)

**Israel**

Prof. A. Feigenbaum (The Hebrew University, Jerusalem and the Israel Ophthalmological Society)  
Dr. F. Helfman (Israel Workers' Health Organisation)  
Dr. M. Sadger (Tel-Aviv Ophthalmological Society)

**Italy**

Prof. L. Guglianetti (Ophthalmological Society of Italy)  
Prof. M. Verzella (University of Ferrara)  
Prof. B. Alajmo (University of Florence)  
Prof. D. Cattaneo (University of Milan)  
Prof. LoCascio (University of Naples)  
Prof. G. Favaloro (University of Catania)  
Prof. G. Bietti (Societa Oftalmologica Italiana)

**Lebanon**

Dr. J. Marini (Government Representative)  
Prof. P. Thomas (American University of Beirut and L'Ordre des medecins " Liban ")

**Luxembourg**

Dr. A. Faber (Government Representative)

**Malta**

Sir Luigi Preziosi (Government Representative)

**Mauritius**

Dr. A. Rey (Government Representative)

**Mexico**

Dr. A. Torres Estrada (Government Representative)

Dr. A. Arroyo-Damian (Escuela Nacional de Medicina,  
Universidad Nacional de Mexico and the Mexican  
Ophthalmological Society)

**Morocco**

Dr. R. Pages (Ophthalmologie Marocaine)

**New Zealand**

Dr. W. J. Hope-Robertson (Government Representative,  
also representing the Ophthalmological Society of  
New Zealand)

**Nigeria**

Dr. G. E. Dodds (Government Representative)

**Norway**

Dr. F. Petersen (Government Representative)

Dr. Knut Tonjum (Government Representative)

Prof. B. Malling (Universitetet i Oslo)

Dr. P. Riise (Norwegian Society of Ophthalmological  
Surgeons)

**Panama**

Dr. C. Rusodimos (Government Representative)

**Paraguay**

Dr. H. Campuzano (Ministry of Public Health of  
Paraguay)

Prof. J. Cudas Thompson (Ophthalmological Society of  
Paraguay)

**Peru**

Dr. J. Valdeavellano (Facultad de Medicina de San  
Marcos, Lima)

Dr. J. M. Rivera } Ophthalmological Society of Peru  
Dr. A. Arce }

**Poland**

Prof. I. Abramowicz (Ministry of Health of Poland, also  
representing the Ophthalmological Society of  
Poland)



**Approved For Release 2003/12/02 : CIA-RDP80-00926A002900050023-2**

Prof. W. H. Melanowski (Ophthalmological Society of Poland)

**Portugal**

Dr. H. Moutinho (Ophthalmological Society of Portugal)

Dr. A. L. d'Andrade (University of Lisbon)

**Puerto Rico**

Dr. J. A. Gallardo (Puerto Rico Medical Association)

Dr. R. F. Fernandez (Puerto Rico Medical Association)

**Saudi Arabia**

Dr. M. Ali Alshawaf (Government Representative)

**South Africa**

Dr. C. J. Meyer (University of Cape Town, University of the Witwatersrand and the Ophthalmological Society of South Africa)

Dr. K. Cunningham (South African National Council for the Blind)

Dr. A. Jokl (South African Association for the Advancement of Science)

**Spain**

Dr. H. Arruga (Government Representative)

Dr. F. Hernandez Guerra (Beneficencia Insular, Canary Islands)

Prof. M. Marin-Amat (Ophthalmological Society of Madrid)

Prof. A. Vila-Coro (La Cruz Roja, Barcelona)

**Sweden**

Prof. S. Larsson (Government Representative, also representing the University of Lund)

**Switzerland**

Dr. B. Semadeni (Government Representative, also representing the Ophthalmological Society of Switzerland)

Prof. B. Streiff (University of Lausanne)

Prof. F. Rintelen (University of Basel)

Prof. H. Goldmann (University of Berne)

Prof. A. Franceschetti (University of Geneva)

**Syria**

Dr. R. Jebejian (Comité Syrien de Prophylaxie de la Cécité)

**Tasmania**

Dr. Bruce Hamilton (Official Representative)

*Trinidad*

Dr. V. M. Metivier (Government Representative)

*Tunisia*

Dr. H. Rais (Official Representative)  
Dr. Roger Nataf (Official Representative)

*Turkey*

Dr. N. F. Ayberk (Government Representative, also representing the Ophthalmological Society of Turkey)  
Capt. S. Nayman (Ministry of National Defence of Turkey)  
Dr. S. Gördüren (University of Ankara)  
Dr. N. Bengisu (University of Istanbul)  
Dr. I. Basar (Faculty of Medicine of Istanbul)

*Uganda*

Dr. A. J. Boase (Government Representative)

*United States of America*

Dr. J. H. Dunnington (Government Representative, also representing Columbia University, New York, and the American Ophthalmological Society)  
Dr. F. C. Cordes (University of California)  
Dr. E. A. Dunlap (Cornell University, New York)  
Dr. Banks Anderson (Duke University, Durham, N.C.)  
Dr. F. Stocker (Associate representative of Duke University)  
Prof. Ronald A. Cox (The George Washington University, Washington)  
Dr. V. Casten (Harvard University, Boston)  
Dr. Alan Woods (Johns Hopkins University, Baltimore)  
Dr. C. A. Clapp (University of Maryland, Baltimore)  
Dr. B. Fralick (University of Michigan)  
Dr. E. Hansen (University of Minnesota)  
Dr. A. M. Culler (Ohio State University)  
Prof. F. H. Adler (University of Pennsylvania)  
Dr. W. H. Luedde (Saint Louis University)  
Dr. G. T. Jordan (University of South Dakota, Vermillion)  
Dr. D. K. Pischel (Stanford University, Palo Alto)  
Dr. M. Hayward Post (Washington University)  
Dr. C. I. Thomas (Western Reserve University, Cleveland)  
Prof. L. S. Stone (Yale University)  
Dr. John F. Gipner (University of Rochester Medical School)

Dr. R. I. Pritikin (Association of Military Surgeons of  
the U.S.A. and American Association of Industrial  
Physicians and Surgeons)  
Dr. Derrick Vail (American College of Surgeons)

**Uruguay**

Dr. C. Garbino (Facultad de Medicina, Universidad de  
Montevideo)

**Yugoslavia**

Prof. V. Cavka  
Dr. L. Jese  
Dr. D. Sakic  
Dr. I. Stankovic  
Dr. N. Ljustina-Ivancic

} Government Representatives

**LIST OF MEMBERS**

(Registrations received up to June 20th)

**Algeria**

Dr. Julien Jourdan  
Dr. Robert Labatut  
Dr. Aimé-Marie Larmande  
Dr. Paul Roussel  
Dr. Marthe Sogler  
Professor A. Toulant

**Argentina**

Professor Raul Argañaraz  
Dr. Baudilio Courtis  
Dr. Hector Erausquin  
Professor Rodolfo Laje

Weskamps

Dr. Justo Lijo Pavia  
Dr. Boris Malamud  
Professor Jorge Malbran  
Dr. Eduardo C. Mariño  
Dr. Paulina Satanowsky de  
Neumann  
Dr. Alberto Urrets Zavalía Jr.  
Dr. Juan Manuel Vila-Ortiz

**Australia**

Dr. J. Ringland Anderson  
Dr. Esmé Vivienne Anderson  
Dr. John L. Bigneli  
Dr. Cedric Keith Cohen  
Dr. Kathleen E. Galbally  
Dr. J. Bruce Hamilton  
Dr. Daniel R. L. Hart

Dr. Nancy Lewis  
Dr. David D. Patou

**Austria**

Professor Josef Böck  
Dr. Helmut Fanta  
Dr. E. Gogler  
Dr. Franz A. Hamburger  
Dr. Egon Harmuth  
Dr. Karl Hruby  
Professor Karl Lindner  
Professor Arnald Pillar  
Dr. Kurt Schlagenhauff

**Belgium**

Dr. Edouard Abeloos  
Dr. Louis Alaerts  
Professor P. J. Maurice  
Appelmans  
Dr. Jules Badot  
Dr. Willy Backeland  
Dr. Claire Begaux  
Dr. Jan Beriolet  
Dr. Constant Bortels  
Dr. Jeanne Brenta-Cuvelier  
Dr. Alphonse Clymans  
Dr. Raoul Coffyn  
Professor Léon Coppez  
Dr. Pierre Danis  
Dr. Léon De Baets  
Dr. Guillaume Decock

Dr. Henri Albert De Laet  
Dr. André De Laey  
Dr. André De Vrieze  
Dr. Louis De Walsche  
Dr. J.-P. Deweer  
Dr. Pierre Dumont  
Professor Jules François  
Dr. Adrien Fritz  
Dr. Henry Gildemyn  
Dr. René Hermans  
Dr. Antoine de Jaeger  
Dr. Georges Leplat  
Dr. Jean Michiels  
Dr. Paul Moers  
Dr. A. Timmerman  
Dr. Elsa Van de Briel  
Dr. Roger Weekers  
Dr. Jules L. Zanen

**Brazil**

Professor Moacyr E. Alvaro  
Dr. Raphael Benchimol  
Dr. Luiz de Lima Bittencourt  
Dr. Amelio Bonfioli  
Dr. Moura Brazil do Amaral  
Dr. Archimede Busacca  
Dr. A. Isidoro Da Silva  
Dr. José Esteves  
Dr. Pedro de Ceraveira Falcão  
Professor Heitor Marback  
Dr. Mariana Noronha  
Professor Paulo C. Pimentel  
Dr. Hilton Rocha  
Dr. Colombo Spinola  
Dr. João Tavares

**Burma**

Dr. T. Chan Taik  
Dr. S. Taik Leong

**Canada**

Dr. Eric H. W. Elkington  
Dr. François Henry  
Dr. George H. Ingham  
Dr. Kenneth B. Johnston  
Dr. Robert Kelly  
Dr. Victor Lepage  
Dr. J. T. Lou  
Dr. Robert J. P. McCulloch  
Dr. Alexander E. MacDonald

Dr. John A. MacMillan  
Professor Mark R. Marshall  
Professor Stuart Ramsey  
Dr. Jacob Rosenbaum  
Professor Walter W. Wright

**Ceylon**

Dr. Dhanjisha P. Bilimoria  
Dr. Jamshedjee Dadabhoy  
Dr. P. Sivasubramaniam  
Dr. K. Vythilingam

**Chile**

Professor Mario Amenabar  
Professor Cristóbal Espildora-  
Luque

**Colombia**

Dr. Jorge Arango  
Dr. Francisco Caserta  
Castaneda  
Professor Jorge Diaz-Guerrero  
Dr. Alfonso Gaitan Nieto  
Dr. Hernando Garcia Gomez

**Costa Rica**

Dr. Alexis Agéro  
Dr. Constantino Herdocia

**Cuba**

Professor M. A. Branly  
Dr. R. Branly  
Dr. G. Cepero  
Dr. O. Horstmann  
Dr. L. Perez Martinez  
Dr. Tomas R. Yanes

**Cyprus**

Dr. J. E. Shelley

**Denmark**

Dr. Alfred Beyer  
Dr. Olaf Blegvad  
Dr. P. Braendstrup  
Dr. Jakob Brøns  
Professor Holger Ehlers  
Dr. Eva Friis-Skotte  
Dr. Erik Godtfredsen  
Dr. N. P. Holm  
Dr. Jens Peter Jensen  
Dr. Peter Ladekarl



Dr. Maurice Caillaud	Dr. Jacques Prost
Professor Louis Calmettes	Professor Edmond Redslob
Dr. N. D. Cat	Dr. Gabriel Renard
Dr. Etienne Chauviré	Dr. Roger Rossano
Dr. Henri Chavanne	Dr. André Roux
Dr. Alix J. Churchill	Dr. Suzanne Schiff-Wertheimer
Dr. Anne Cordier	Professor Jean Sédan
Dr. Françoise Dauban	Dr. Simone Sédan-Bauby
Professor Charles Dejean	Professor Gabriel P. Sourdille
Dr. Simone Delthil	Dr. Paul Surugue
Professor P. Deodati	Dr. Jean Valdman
Dr. Louis Depouilly	Dr. Victor Valière-Vialeix
Dr. Pierre Desveignes	Dr. Suzanne Vallon
Dr. Marc A. Dollfus	Professor Edmond Velter
Dr. Jean Dubar	Dr. Henri Viallefont
Dr. André Dubois-Poulsen	Dr. Robert Viellard
Dr. Georges Farnarier	Dr. Jean Voisin
Dr. Albert Favory	Dr. Jules Vouters
Dr. Gilberte Gaillard	
Dr. Louis Guillaumat	<b>Germany</b>
Dr. Pierre Halbron	Dr. Joseph Etten
Dr. Edward Hartmann	Dr. Lily L. Fraenkel
Dr. François Héran	Professor Heinrich Harms
Dr. Pierre Hermann	Dr. Ernst Heinsius
Dr. François Hervouet	Dr. Karl Hinterleitner
Dr. Jean Héry	Dr. Josef Klar
Dr. René Hugonnier	Professor W. Löhlein
Professor E. Jayle	Professor J. K. Müller
Professor Paul Jeandelize	Dr. Adalbert Obal
Dr. Etienne Joseph	Professor A. von Poppen
Dr. Marcel Kalt	Dr. Egon Roesen
Dr. Pierre Lemoine	Professor K. Vogelsang
Dr. André Lobstein	Dr. Albrecht Wollenberg
Dr. Nada Matavulj	
Dr. Michel Mathieu	<b>Gibraltar</b>
Dr. Gilbert Maugery	Dr. E. Elizabeth Cass
Professor Jacques Mawas	
Dr. Armand Mercier	<b>Great Britain</b>
Dr. Pierre Merigot de Treigny	Dr. Agnes L. Adam
Dr. Henri Antoine Miller	Dr. G. J. Ahern
Dr. René Nectoux	Mr. Derek Ainslie
Professor Jean Nordmann	Mr. H. H. Aitchison
Dr. Reine Odic	Mr. Ramrao N. Ajinkya
Professor Guy Offret	Dr. F. A. Anderson
Dr. René Onfray	Dr. J. M. Anderson
Professor Albert Ourgaud	Dr. W. A. Anderson
Professor Louis Paufigue	Mr. H. W. Applin
Dr. Louis Pivoteau	Mr. J. S. Arkle
Dr. Maurice Prieur	Dr. James R. Ascott
	Dr. Norman Ashton

Approved For Release 2003/12/02 : CIA-RDP80-00926A002900050023-2

Mr. H. J. B. Atkins	Dr. J. A. Corkey
Mrs. Violet M. Attenborough	Mr. J. W. E. Cory
Miss June E. Atterbury	Mr. Ronald P. Crick
Mr. J. E. M. Ayoub	Mr. Nigel Cridland
Mr. E. Bacon	Dr. Mary E. Cripps
Miss Frances Badcock	Mr. A. G. Cross
Miss Joan Bagshaw	Dr. Archibald N. Currie
Mr. Walter E. S. Bain	Mr. J. G. Drummond Currie
Professor A. J. Ballantyne	Lt.-Col. G. C. Dansey-
Mr. C. H. Bamford	Browning
Miss Joan V. Banks	Dr. Helen Davenport
Dr. G. M. Barling	Mr. R. C. Davenport
Dr. D. Barton	Dr. W. Gordon Davidson
Dr. Simon Behrman	Dr. Alastair Dick
Mr. J. Benson	Dr. Helen E. Dimsdale
Dr. J. Berkson	Mr. J. H. Dobree
Miss Lorna Billinghamurst	Miss Margaret B. Dobson
Miss Margaret A. Billinghamurst	Mr. J. H. Doggart
Mr. J. W. Bishop	Miss Jean M. Dollar
Mr. George W. Black	Mr. Edward W. Dorrell
Dr. W. Russell Brain	Mr. Alastair Douglas
Dr. Richard S. E. Brewerton	Mrs. Pamela B. Dowler
The Hon. G. J. O. Bridgeman	Mr. P. G. Doyne
Mr. William A. Briggs	Dr. E. A. C. Drecourt
Dr. Eleanor M. P. Brock	Sir Stewart Duke-Elder
Mr. C. A. Brown	Dr. Nina L. D. Dulake
Mr. Kenneth Brown	Dr. Ellen M. Dundon
Dr. S. H. Browning	Mr. O. M. Duthie
Mr. G. H. Buck	Mrs. Barbara Eagger
Dr. R. J. Buxton	Dr. Geoffrey B. Ebbage
Mr. A. J. Cameron	Mr. George D. Elphick
Dr. Dorothy R. Campbell	Dr. Norbert Essigman
Mr. J. D. M. Cardell	Dr. Agnes Estcourt-Oswald
Dr. Maurice Carpenter	Mr. Philip Jameson Evans
Mr. T. E. A. Carr	Dr. Oscar Fehr
Mr. G. T. Willoughby Cashell	Dr. A. N. Fergus
Dr. Theodore Chalmers	Mr. W. J. Wellwood Ferguson
Sir John Charles	Dr. V. J. Fielding
The Lord Charnwood	Miss Bess R. Finlayson
Mr. John A. Chivers	Dr. Sydney W. Fisher
Dr. David Christison	Dr. James Fison
Dr. Charlotte E. Clark	Dr. Lorimer Fison
Dr. Albert V. Clemmy	Mr. N. Fleming
Mr. F. Clifton	Mr. G. Stuart Forrester
Mr. J. E. Coates	Miss Ella G. Forsyth
Mr. John Cogan	Mr. John Foster
Mr. Thomas Colley	Mr. Ian C. Fraser
Dr. Stanley Compton	Dr. J. D. Fraser
Dr. J. A. Conway	Dr. R. J. L. Fraser

Approved For Release 2003/12/02 : CIA-RDP80-00926A002900050023-2

Dr. S. Sydney Freedman	Sir Henry Holland
Mr. J. D. J. Freeman	Mr. A. Hollingsworth
Dr. H. Cavendish Fuller	Dr. Sibyl Horner
Mr. N. P. R. Galloway	Mr. A. C. L. Houlton
Dr. E. M. G. Galton	Mr. James R. Hudson
Mr. F. Gamm	Professor Brodie Hughes
Miss Frederica Gamm	Mr. W. Ingman
Mr. J. H. Gann	Mr. H. Vernon Ingram
Mr. R. Ramsay Garden	Miss Gladys Irvine
Dr. Norman W. Gardener	Dr. Walter M. Jablonski
Dr. A. Francis Gilbert	Dr. Charles R. S. Jackson
Dr. John Gilchrist	Dr. Henry B. Jacobs
Mr. C. L. Gimblett	Mr. I. Lloyd Johnstone
Mr. D. V. Giri	Mr. F. A. Juler
Mr. Eric C. Glover	Lt.-Col. J. R. Kellett
Mr. A. J. B. Goldsmith	Dr. J. J. Kennedy
Dr. H. Goldsmith	Dr. P. J. Maton Kent
Miss Vivien J. Goodman	Dr. Paul L. Kiewe
Dr. G. Gordon-Napier	Miss Emily H. Kilmister
Miss Betty L. Gosnell	Mr. E. F. King
Mr. C. B. Goulden	Mr. J. Campbell Kirk
Dr. C. W. Graham	Lt. Col. E. O'G. Kirwan
Dr. John S. Grant	Dr. M. Klein
Dr. Desmond P. Greaves	Mr. L. H. Lake
Mr. A. Wynn Green	Mr. Douglas A. Langley
Mr. L. M. Green	Dr. G. C. Laszlo
Mr. P. R. Greeves	Dr. Beatrix Law
Mr. R. Affleck Greeves	Mr. Frank W. Law
Dr. Irene D. R. Gregory	Dr. William A. D. Lawson
Mrs. Ann Gwilt	Miss Mary H. Leaker
Dr. Millicent Hamilton-	Dr. Manuel Lederman
Johnstone	Mr. A. G. Leigh
Dr. Otto Hartog	Dr. Gertrude B. Leigh
Professor Hamilton Hartridge	Dr. Margaret C. Leigh
Dr. Edith Hatherley	Mr. G. H. Levien
Dr. Leonard J. Haydon	Miss Maisie Levinge
Dr. James G. F. Heal	Mr. A. Harold Levy
Mr. J. J. Healy	Mr. Robert Lindsay-Rea
Mr. William E. Heath	Mr. Arthur Lister
Mr. Frank Heckford	Mr. J. P. F. Lloyd
Dr. Thomson Henderson	Mr. R. I. T. Lloyd
Dr. Florence I. Henry	Mr. T. Keith Lyle
Mr. A. C. Higgitt	Mrs. Beatrice H. Lynn
Mr. K. Reed Hill	Mr. M. Lyons
Mr. Montague L. Hine	Miss Joyce McCabe
Mr. Rochi Hingorani	Mr. A. F. MacCallan
Dr. Arnost Hirtenstein	Mr. A. L. McCurry
Mr. H. G. Wishart Hoare	Dr. Janie H. McIlroy
Mr. H. E. Hobbs	Mr. E. Gordon Mackie



Approved For Release 2003/12/02 : CIA-RDP80-00926A002900050023-2

Miss Anne C. MacLagan	Dr. J. R. Paterson
Dr. R. S. MacLatchy	Dr. M. W. Paterson
Mr. W. H. McMullen	Miss Janet M. H. Pedley
Mr. D. G. S. Macpherson	Mr. G. G. Penman
Mr. A. MacRae	Dr. Edward S. Perkins
Mr. J. A. Magnus	Miss Marjorie Perrers-Taylor
Miss Patricia Maguire	Dr. A. Philipp
Dr. W. Alister Mailer	Dr. J. S. Phillpotts
Miss Ida Mann	Mr. A. Seymour Philips
Dr. M. Mantinband	Col. Ransom Pickard
Dr. John Marshall	Dr. N. Pines
Mrs. Philippa Martin	Mrs. Antoinette Pirie
Dr. Kathleen F. Matthews	Dr. W. B. Inglis Pollock
Dr. William R. Mathewson	Miss Audrey Preston
Miss Sheila Mayou	Dr. Mary Pugh
Dr. Swithin P. M. Meadows	Miss Rona P. M. Pullen
Dr. S. Spence Meighan	Dr. Margaret Ranken
Miss Joyce Mein	Miss Doreen D. Rankin
Mr. Eric T. Meyer	Mr. E. G. Recordon
Dr. C. A. Mietus	Dr. Howard Reed
Dr. Dorothy Miller	Mr. A. C. Reid
Mr. S. J. H. Miller	Mr. Andrew McKie Reid
Miss Joyce F. Mills	Professor W. J. B. Riddell
Mr. J. G. Milner	Mr. Frederick Ridley
Mr. J. Minton	Mr. Harold Ridley
Dr. Margaret Mitchell	Mr. F. W. Robertson
Dr. Allen B. Moffatt	Dr. Giles J. Romanes
Mr. Paul McGregor Moffatt	Mr. Michael J. Roper-Hall
Mr. L. H. G. Moore	Mrs. Doris Rose
Mr. J. H. Moorhouse	Mr. M. Park Ross
Mr. O. Gayer Morgan	Mr. A. M. Roy
Mr. H. C. Muirhead	Mr. Charles Rudd
Mr. W. M. Muirhead	Mr. A. Rugg-Gunn
Dr. Edward W. Murray	Dr. R. H. Rushton
Dr. J. R. Mutch	Miss Agnes A. S. Russell
Mr. Humphrey Neame	Mr. B. W. Rycroft
Air Cmdre. John C. Neely	Mr. R. Sampson
Mr. Claude T. Newnham	Dr. Mohammed Sarwar
Dr. W. Niccol	Mr. Lewis H. Savin
Mr. A. B. Nutt	Miss Mary Savory
Dr. H. Campbell Orr	Mr. C. G. Schurr
Dr. Catherine Orr-Ewing	Dr. A. A. B. Scott
Mr. Arthur H. Osmond	Dr. G. I. Scott
Mr. Ernest V. Oulton	Mr. R. S. Scott
Mr. Anthony Palin	Mrs. Rhoda Scott
Mr. Spencer Parker	Mr. C. Dee Shapland
Mr. T. G. Wynne Parry	Dr. M. Shaw
Miss Kathleen M. Parsons	Dr. B. Sheehan
Sir John Parsons	Dr. Jane A. M. Shepherd

Mr. J. Sherne  
Mr. Joseph W. Shield  
Mr. W. Shortis  
Mr. Henry Shucksmith  
Mr. A. C. Shuttleworth  
Miss Barbara M. Simmons  
Mr. G. L. Simmons  
Dr. Elizabeth D. L. Simpson  
Dr. A. H. H. Sinclair  
Mr. S. R. Sinclair  
Mr. H. H. Skeoch  
Dr. John Smallpeice  
Mr. W. K. Smiley  
Dr. J. Lindley S. Smith  
Miss Marjorie J. Smith  
Mr. Maurice Smith  
Dr. S. B. Smith  
Professor Arnold Sorsby  
Miss Sylvia Spencer  
Mr. Isidore Spiro  
Mr. H. B. Stallard  
Dr. A. Stanworth  
Dr. Winifred Steel  
Mr. R. W. Stephenson  
Dr. Claude M. Stevenson  
Mr. D. D. Stenhouse Stewart  
Miss Maureen C. Stewart  
Dr. Jean W. Strang  
Miss Edna Stringer  
Miss Sheila G. Strother  
Mr. T. Collyer Summers  
Mr. W. H. Summerskill  
Mr. S. S. Sumner  
Miss Sylvia Sutcliffe  
Mr. H. M. Symons  
Mr. C. B. V. Tait  
Dr. E. S. Tan  
Miss Katherine Tansley  
Mr. Charles Taylor  
Dr. W. O. G. Taylor  
Mr. J. W. Tudor Thomas  
Mr. Roy Thomas  
Dr. A. M. Wright Thomson  
Dr. J. Masterton Thomson  
Mr. B. Thorne Thorne  
Mr. T. H. Spencer Tizzard  
Mr. P. D. Trevor-Roper  
Mr. T. M. Tyrrell  
Miss Grace Vaughton  
Miss Jeanne M. Vertigen  
Mr. F. Oliver Walker  
Dr. Vera B. Walker  
Mrs. Nina Warwick  
Miss Ann M. Wells  
Miss Mary E. Wesson  
Mr. J. Reid Wheeler  
Mr. Maurice Whiting  
Dr. Theodore H. Whittington  
Mr. R. Colston Williams  
Mr. F. A. Williamson-Noble  
Dr. David Wilson  
Mr. E. F. Wilson  
Mr. J. M. Wishart  
Mr. E. Wolff  
Dr. Elsie Wolfson  
Mr. G. F. Wright  
Mr. M. Hatfield Wright  
Lt.-Col. Robert E. Wright  
Mr. Kenneth C. Wybar  
Miss Judith M. S. Yapp  
Dr. Charles Yow  
Mr. Edward C. Zorab  
Dr. Bryan Zwink

**Greece**

Dr. Nicolas Brissimis  
Professor Jean Charamis  
Professor Georges Cosmetatos  
Dr. Konstantin Drakondaidis  
Dr. John Fronimopoulos  
Dr. Themistocle Joannides  
Dr. John Kinnas  
Professor John Nicolacopoulos  
Dr. Alexis Trantas  
Professor Nico G. Trantas  
Dr. Basile Tsopelas

**Guatemala**

Dr. Raphael Pacheco Luna

**Hawaii**

Dr. William J. Holmes

**Holland**

Dr. Agathe H. Aten  
Dr. C. D. Binkhorst  
Dr. P. G. Binkhorst  
Dr. G. M. Bleeker  
Professor M. C. Colenbrander

Dr. A. C. Copper	Dr. V. K. Chitnis
Professor H. M. Dekking	Dr. H. D. Dastoor
Dr. Samson De Vries	Dr. R. P. Dhanda
Dr. Juriaan Ten Doesschate	Dr. M. M. A. Dubash
Dr. Else van Driest	Sir Jamshedji Duggan
Dr. Marius C. Ennema	Dr. T. S. Duraiswami
Dr. Henri J. Flieringa	Major Sudhir C. Dutt
Dr. Jacques Goedbloed	Dr. I. B. Goel
Dr. E. B. H. de Haas	Major Gauri S. Guha
Dr. Henri L. de Haas	Professor Kamala K. Hazari
Professor A. Hagedoorn	Dr. H. K. Indra
Dr. H. E. Henkes	Professor Alice B. Laker
Dr. Abraham van Herwaarden	Dr. L. Mohan Lal
Professor J. van der Hoeve	Dr. Naumann T. Mascati
Dr. Rudolf Horst	Dr. Mahesh P. Mchray
Dr. J. Huysmans	Dr. Shridhar V. Oak
Dr. Gerrit H. Jonkers	Dr. Bhasker Paranjape
Dr. G. B. J. Keiner	Dr. C. L. Pasricha
Dr. W. A. Manschot	Dr. Satya Prakash
Dr. B. C. J. van der Meer	Dr. P. K. Rai Chaudhuri
Dr. Cornelia W. C.	Dr. A. V. Rajagopal
Middelhoven	Professor Victor C. Rambo
Professor Adriaan W. Mulock	Dr. P. Ramchander
Houwer	Dr. Rustam D. Ranji
Dr. Johan Obbink	Dr. Balwant S. Rathke
Dr. Marius Pannevis	Dr. Vaman D. Sathaye
Dr. A. E. Quartero van der	Dr. K. Sen
Starp	Dr. C. N. Shroff
Dr. Johanna Schappert-	Dr. E. V. Srinivasan
Kimmijser	Dr. Leon Tajkef
Dr. Dina C. van Straaten-Hage	Dr. V. P. S. Tomar
Dr. Tjark A. Vos	Dr. George Zachariah
Dr. Petrus J. Waardenburg	
Dr. K. van Walbeek	<b>Iran</b>
Professor H. J. M. Weve	Professor Gholi Chams
Dr. Gerhard Wiegersma	Dr. Morteza Kany
Dr. J. E. Winkelman	
Dr. Carl von Winning	<b>Iraq</b>
<b>Hungary</b>	Dr. Abdel H. Kaati
Professor Magda Radnot	Dr. Kamal Khalil
	Professor Ahmad Suhail
<b>Iceland</b>	
Dr. Bergsveinn Olafsson	<b>Israel</b>
<b>India</b>	Dr. Nina Berligne
Dr. Harbans L. Anand	Dr. Aryeth Binor
Dr. Burjor P. Banaji	Dr. Ola Bukspan
Dr. Phiroz B. Banaji	Dr. Alex Dawidsohn
Professor Baidyanath Bhaduri	Dr. Rachel Epel
	Professor Aryeh Feigenbaum
	Dr. Margarete Feilchenfeld

Dr. Ernst Gotthelf	Professor Eugenio Filippi
Dr. Rose Gottlieb	Gabardi
Dr. Mordehai Helfman	Dr. Pompeo C. Foroni
Dr. Fritz Herzberg	Professor Riccardo Gallenga
Dr. Freda Hirshberg	Dr. E. Giancipoli
Dr. Samuel Kanner	Professor L. Enrico Grancini
Dr. Kaplan	Professor Luigi Guglianetti
Dr. Julius Kraus	Professor Sergio Jorio
Dr. Otto Kurz	Professor Epimaco Leonardi
Dr. Jacob Landau	Professor Girolamo Lo Cascio
Dr. Eva Leskien	Professor Luisa Longhena
Dr. Isaac M. Michaelson	Professor Luigi Maggiore
Dr. Mirjam Mieses-Reif	Dr. Sallustio Magni
Dr. Viktor Much	Professor Pellegrino Matteucci
Dr. Rebecca Rachmann-Hopp	Dr. Francesco Mezzatesta
Dr. Max Sadger	Prof. Giuseppe Missiroli
Dr. Ephraim Sinai	Professor Alfonso Motolese
Dr. A. A. Ticho	Dr. Attilio Musini
Dr. Saul Zavell	Professor Francesco Nastri

**Italy**

Professor Biagio Alajmo	Dr. Nicola Pagliarani
Dr. Luigi Angelone	Professor Emilio Raverdino
Professor Orazio Baratta	Dr. Salvatore G. Ricca
Dr. Alberto Bencini	Dr. Giuseppe Rini
Professor Giambattista Bietti	Professor Dario Sabbadini
Professor Guido Bianchi	Dr. Gian B. Salvi
Dr. Giorgio Bocci	Professor Alfredo Santonastaso
Professor Giuseppe Borsello	Professor Armando Santoni
Professor Alessandro Bozzoli	Dr. Francesco Schupfer
Dr. Giorgio Calamandrei	Professor Benedetto Strampelli
Dr. Filippo Caramazza	Dr. Giannino Tanzi
Professor Girolamo Casa	Dr. Enzo Tosti
Professor Donato Cattaneo	Professor Mario Valerio
Professor Vitteriano Cavara	Professor Mario Verzella
Professor Guido Ciotola	Professor Giuseppe Villani
Professor Mario Corrado	Dr. Alberto Wirth
Professor Giuseppe Cristini	
Professor Luigi Croci	
Dr. Elio De Berardinis	
Professor Andrea V. Denti	
Professor Giuseppe De Rosa	
Professor Giuseppe De	

**Kenya**

Dr. Arthur J. G. Pullar

**Lebanon**

Dr. Jérôme Marini  
Professor Philippe Thomas

**Luxembourg**

Dr. Adolphe Faber  
Dr. François Hippert

**Malta**

Professor Sir Luigi Preziosi  
Dr. Vincent Tabone

**Mauritius**

Dr. Antoine M. J. Rey

**Mexico**

Dr. Agustin Arroyo-Damian  
Dr. M. Marquez  
Dr. Salvador Romo Mora

**Morocco**

Dr. Maurice C. Gallet  
Dr. Paul Guinaudeau  
Dr. Robert Pages  
Dr. Albert Roig

**New Zealand**

Dr. James H. Beaumont  
Dr. R. H. L. Ferguson  
Dr. Walter J. Hope-Robertson  
Dr. Rowland P. Wilson

**Nigeria**

Dr. George Dodds

**Norway**

Dr. Sverre J. Braathen  
Dr. Kristen Elstad  
Dr. Harald Gjessing  
Dr. Johan C. Holst  
Dr. Georg Keyser  
Dr. Sverre Kolstad  
Professor Birger Malling  
Dr. Bengt Nyquist  
Dr. Finn Petersen  
Dr. Per Riise  
Dr. Peder Timenes  
Dr. Knut Tønjum  
Dr. Odd M. Vallersnes

**Pakistan**

Capt. Mohammad Alimuddin  
Professor Muhammad Basheer  
Dr. Raja Mumtaz

**Panama**

Dr. C. N. Rusodimos

**Paraguay**

Dr. Honorio Campuzano  
Professor J. Codas Thompson

**Peru**

Dr. Alfonso Arce  
Dr. Luciano E. Barrere  
Dr. Jose-Eduardo Rivera  
Dr. Jorge Valdeavellano

**Poland**

Professor Ignacy Abramowicz  
Dr. Wiktor Arkin  
Professor W. H. Melanowski  
Dr. Janina Stasinska-Misiurewics

**Porto Rico**

Dr. Ricardo F. Fernandez  
Dr. Jose A. Gallardo

**Portugal**

Professor Lopes d'Andrade  
Dr. A. Carreira  
Dr. Jose Castro-Silva  
Dr. Antonio Cerveira  
Dr. A. M. da Cunha Vaz  
Dr. Artur Fernandes  
Dr. Fernando Lacerda  
Dr. Manuel de Lemos  
Dr. Henrique Moutinho  
Dr. Sertio Senna  
Professor Manuel Silva Pinto  
Dr. Carlos de Souto Morais

**Saudi Arabia**

Dr. M. B. Longinotto

**South Africa**

Dr. Kenneth Cunningham  
Dr. Alexander Jokl  
Dr. R. C. J. Meyer  
Dr. N. L. Murray  
Dr. James G. Scott  
Dr. Elfriede Steinitz

**Spain**

Dr. Luis A. Alvarez Pereyra  
Dr. Juan Arjona  
Dr. Alfred Arruga  
Dr. Hermenegildo Arruga

Dr. E. Artigas Castelltort	Dr. Bror Lindberg
Dr. Jose Barraquer Moner	Dr. Eric Linner
Dr. Tomás Barraquer	Professor J. W. Nordenson
Dr. Antonio Bascaran Asunsolo	Dr. Waldemar Nordlöw
Professor Jesus Basterra	Dr. Åke Norrby
Dr. Antonio Beiras Garcia	Dr. Olaf Olson
Dr. F. Bordas Sabellas	Dr. Göte Österlind
Dr. Adolfo Bosch	Dr. Per G. R. Pallin
Dr. Felix A. Chavarria Lopez	Dr. Erik Palm
Professor Hernán Cortés de Los Reyes	Professor Karl G. Ploman
Dr. Carlos Costi Garcia de Tuñon	Dr. Bengt Rosengren
Professor Emilio Diaz-Caneja	Dr. Henrik Sjögren
Dr. Luis Dolcet Buxeres	Mrs. Maria Sjögren
Dr. Luis Fernandez Diego	Dr. Juri Suurkula
Dr. Alejandro Fornieles Ulibarri	Dr. Sten Tengroth
Dr. Antonio Fornieles Ulibarri	Dr. Ragnar Tornquist
Dr. Rafael Gimenez Ruiz	Dr. Borge Vallhov
Dr. Jose L. Gomez Naval	Dr. Lars B. Wadensten
Dr. Francisco Hernandez Guerra	<b>Switzerland</b>
Dr. Marcelo Lorente Buesa	Professor Marc Amsler
Dr. Jesus Losada Garcia	Dr. Jean Babel
Professor Manuel Marin-Amat	Dr. Jost Barth
Dr. Enrique Marin Enciso	Dr. Vera Bischler
Dr. Juan Navarro-Suarez	Dr. John D. Blum
Dr. Alvaro Poyales Urena	Dr. Jean Bourquin
Dr. Corviniano Rodriguez- Lopez	Dr. Noelle Chomé-Bercieux
Dr. Enrique Salgado Benavides	Dr. Jean F. Cuendet
Dr. Enrique Salgado Gomez	Dr. Michel Doret
Dr. Jeronimo Sal-Lence	Dr. Irma Eisner-Guggenheim
Professor Pedro Tena-Ybarra	Dr. Sergio Forni
Dr. Antonio Vila-Coro	Professor Adolphe Franceschetti
<b>Sweden</b>	Professor Hans Goldmann
Dr. Gunnar von Bahr	Dr. Malja Haefeli
Professor Fredrik Berg	Dr. Victor Haemmerli
Dr. Gosta Brandstedt	Dr. Alfred Huber
Dr. Torsten Frieberg	Dr. Marguerite Kaelin-Sulzer
Dr. Fritz Geffcken	Dr. David Klein
Dr. Karl O. Granstrom	Dr. Fritz Koenig
Dr. Herman L. Gronvall	Dr. Heinrich Koenig
Dr. Stig Holm	Dr. J. R. van der Merwe
Professor Gösta Karpe	Dr. André Patry
Dr. Gustaf Kjellner	Dr. L. Peter
Professor Sven Larsson	Dr. Pierre de Planta
	Dr. Karl Rehsteiner
	Dr. Marguerite Rohner
	Dr. Mina Schoenbrunn
	Dr. B. Semadeni

Dr. Walter Stadlin  
Professor Bernard Streiff  
Dr. Henri Streuli  
Dr. Arnold Verrey  
Dr. Florian Verrey  
Dr. E. Ziegler  
Dr. Aldo Zuccoli

**Syria**

Dr. Alexandre Abela  
Dr. Léon Asmar  
Dr. Robert Jebejian

**Trinidad**

Dr. Vivian M. Metivier

**Tunisia**

Dr. Ugo Lumbroso  
Dr. Hadi Rais  
Dr. Georges Vouvalis

**Turkey**

Dr. Nuri F. Ayberk  
Dr. Irfan Basar  
Professor Naci Bengisu  
Professor Sureyya Gördüren  
Dr. Selcuk Nayman  
Dr. Avram Teodoridi

**Uruguay**

Dr. Carlos Garbino  
Dr. Raul Rodriguez Barrios  
Dr. Roberto Vazquez Barriere

**U.S.A.**

Professor Francis H. Adler  
Professor Banks Anderson  
Dr. Eleanor C. Anderson  
Dr. Eugene Anthony  
Dr. Mary K. Asbury  
Dr. Karl W. Ascher  
Dr. Walter Atkinson  
Dr. Hugh Awtrey  
Dr. Leo F. Baisinger  
Dr. Otto Barkan  
Dr. Bernard Becker  
Dr. Arthur J. Bedell  
Dr. K. B. Benkwith  
Dr. Conrad Berens  
Dr. Raynold Berke

Dr. Milton L. Berliner  
Dr. George J. Bertrand  
Dr. Henry L. Birge  
Dr. Paul Boeder  
Dr. William T. Boland  
Dr. William F. Bonner  
Professor Edward V. L. Brown  
Dr. Harold E. Brown  
Dr. Sidney Brownsberger  
Dr. Gordon M. Bruce  
Dr. Hermann M. Burian  
Dr. W. Buschke  
Dr. Alston Callahan  
Dr. A. Elizabeth Cannon  
Dr. V. G. Casten  
Dr. Ramón Castroviejo  
Professor C. A. Clapp  
Dr. Newton T. Clark  
Dr. D. J. Clough  
Dr. Frederick C. Cordes  
Professor Ronald A. Cox  
Dr. William H. Crisp  
Dr. A. E. Cruthirds  
Professor Arthur M. Culler  
Professor Beulah Cushman  
Dr. Gilbert L. Dailey  
Dr. Louis Daily Jr.  
Dr. Ray K. Daily  
Dr. Ruby K. Daniel  
Professor Ralph W. Danielson  
Dr. James H. Delaney  
Dr. Josephine Dirion-Phillips  
Dr. Perry Duncan  
Dr. Edward A. Dunlap  
Professor John H. Dunnington  
Dr. Davis Durham  
Dr. Alice Erlanger  
Dr. Alexander G. Fewell  
Dr. Bernard Fread  
Dr. W. Guernsey Frey  
Dr. Edward Gallardo  
Dr. Forney P. George  
Professor Glen Gibson  
Professor John F. Gipner  
Dr. Henry L. Gowens  
Dr. George F. Gracey  
Dr. Harold M. Griffith  
Dr. George Guibor  
Dr. Elliott B. Hague

Approved For Release 2003/12/02 : CIA-RDP80-00926A002900050023-2

Dr. E. W. Hansen	Dr. Roland I. Pritikin
Dr. George C. Hardie	Dr. Charles A. Rankin
Dr. Walter K. Haven	Dr. Algernon B. Reese
Dr. J. Alexander van Heuven	Dr. Gaynelle Robertson
Dr. Dorothy Holmes	Dr. James T. Robison
Dr. Wendell L. Hughes	Professor Andrew F. M. de Roethth
Dr. Joseph Igersheimer	Dr. Kenneth L. Roper
Dr. Charles E. Iliff	Dr. Cecelia Ross
Dr. Henry A. Imus	Dr. Nathan S. Rubin
Professor Harold Joy	Dr. Frank L. Ryerson
Professor M. Luther Kauffman	Dr. Barnet R. Sakler
Professor Alfred Kestenbaum	Dr. Bernard Samuels
Professor Daniel B. Kirby	Dr. Herman Scarney
Dr. Arthur A. Knapp	Dr. Charles L. Schepens
Dr. Arnold Knapp	Dr. Victor I. Seidel
Professor Ivan J. Koenig	Professor James S. Shipman
Dr. Raphael Koff	Dr. E. Pierce Shope
Dr. Abraham L. Kornzweig	Dr. Noel T. Simmonds
Dr. Hanna Kosterlitz	Dr. Olga Sitchevska
Dr. Bernard Kronenberg	Dr. Howard C. Slaughter
Dr. George P. Landegger	Dr. Mary L. Small
Dr. Joseph Laval	Dr. Harry A. Smith
Dr. Charles A. Learsy	Professor Henry C. Smith
Dr. Louis Lehrfeld	Professor L. H. Snyder
Dr. Abram A. Levin	Professor Edmund B. Spaeth
Professor Thurber Le Win	Dr. William W. Stevenson
Professor Philip M. Lewis	Professor Frederick W. Stocker
Professor Jay G. Linn	Professor Leon S. Stone
Dr. Henry O. Little	Dr. William Stone, Jr.
Dr. William H. Luedde	Dr. H. Saul Sugar
Professor Donald J. Lyle	Dr. Isaac S. Tassman
Dr. Carroll McClure	Dr. Joseph W. Taylor
Mr. Aurel Mangold	Dr. Charles I. Thomas
Dr. Don Marshall	Dr. Edward R. Thomas
Dr. Evelyn W. Marshall	Dr. James A. Thomas
Dr. Raymond E. Meek	Dr. James P. Thompson
Dr. Ira Mensher	Dr. Harvey E. Thorpe
Dr. Henry Minsky	Dr. Raymond A. Tomassene
Dr. Selby Mohr	Dr. Erwin W. Troutman
Professor W. Howard Morrison	Dr. Richard C. Troutman
Dr. Wilfred E. Muldoon	Dr. E. Arthur Underwood
Dr. Donald H. O'Rourke	Professor Derrick T. Vail
Dr. Joseph I. Pascal	Professor Frank A. Vesey
Dr. R. Townley Paton	Dr. Thomas Visgilio
Dr. Edward W. Perkins	Commander Robert H. Ward
Professor Dohrmann K. Pischel	Dr. Sprinza Weizenblatt
Professor M. Hayward Post	Professor Alan C. Woods



**Venezuela**

Dr. Rafael Nuñez  
Dr. Luis A. Parra Virla  
Dr. L. M. Salas

Professor Leopold Jese  
Dr. Nevenka Ljustina-Ivancić  
Dr. Djozdje Lukić  
Professor Atchim Markovitch  
Dr. Dinko Sakić  
Dr. Ivan Stankovitch  
Professor Momcilo Vucicevic

**Yugoslavia**

Professor Vladimir Cavka

**LIST OF ASSOCIATE MEMBERS**

**Algeria**

Mrs. Angele Jourdan  
Mr. Jean Claude Labatut  
Mrs. Gilberte Labatut  
Mrs. Paule Roussel

Mrs. Louis De Walsche  
Miss M. L. De Walsche  
Mrs. P. Dumont  
Mrs. J. François  
Mrs. A. Fritz  
Mrs. A. de Jaeger  
Miss Denise Leplat  
Mrs. G. Leplat-Defize  
Mrs. Georgette Peeters  
Mrs. A. Timmerman  
Guest of Dr. Elsa Van de Briel  
Mrs. Nelly Weekers-Renault

**Argentina**

Mrs. R. Argañaraz  
Mrs. R. Laje Weskamps  
Mrs. B. Frazer de Lijo Pavia  
Mrs. R. de Malamud  
Mrs. Jorge Malbran  
Dr. Herman Neumann  
Mrs. Susana Martinez Pas de  
Urrets Zavalía

**Brazil**

Mrs. Helen Alvaro  
Mrs. T. D. Bittencourt  
Mrs. H. Moura Brazil do  
Amaral  
Mrs. A. I. Da Silva  
Mrs. Regina Falcão  
Mrs. Maria P. G. Pimentel  
Mr. José Pinheiro Chagas

**Australia**

Mrs. J. Ringland Anderson  
Mrs. Dorothy V. Bignell  
Mrs. C. Keith Cohen  
Mrs. D. D. Paton

**Austria**

Mrs. Edith Böck  
Mrs. Luise Pillat

**Burma**

Mrs. T. Chan Taik

**Belgium**

Mrs. L. Alaerts-Coppens  
Mrs. M. Appelmanns  
Mrs. W. Baekeland  
Mrs. J. Bernolet  
Mrs. René Blondé  
Mrs. M. Bortels-Wirtz  
Mrs. R. Coffyn  
Mrs. Léon Coppez  
Miss Anne Coppez  
Mr. Jean Cuvelier  
Mrs. Nelly De Laet  
Mrs. A. De Laey  
Mrs. Godelieve de Pesseroey

**Canada**

Mrs. H. Elkington  
Miss Gay Elkington  
Mr. D. P. Greenshields  
Mrs. G. H. Ingham  
Miss Ellen Ingham  
Mrs. Kenneth Johnston  
Mrs. V. Lepage  
Mrs. A. E. MacDonald  
Mrs. M. H. Marshall  
Mr. Kenneth Marshall  
Mrs. Stuart Ramsey  
Miss Marguerite Ramsey  
Mrs. W. W. Wright

**Ceylon**

Mrs. Gertrude Bilimoria

**Chile**

Mrs. Sylvia V. de Amenabar

**Colombia**

Mrs. Jorge Arango  
Mrs. Lucila de Garcia

**Costa Rica**

Miss Denise Aguero  
Mrs. Lydia de Aguero

**Cuba**

Miss Otilia Yanes  
Mrs. Manuelita Yanes

**Denmark**

Mrs. Kjestine Beyer  
Mrs. Oudrun Blegvad  
Mrs. Esther Ehlers  
Miss Ruth Ehlers  
Mrs. Lis Godtfredsen  
Mrs. Edith Holm  
Mrs. Kirsten Jensen  
Mrs. Grete Ladekarl  
Mrs. C. Lottrup-Anderson  
Mrs. Bodil Malling  
Mrs. Elsa Möller  
Mrs. Else Westerlund

**Egypt**

Miss Aziza Ata  
Mrs. Josefin Ata  
Mrs. Fawzia Awad  
Miss Samicha Awad  
Mrs. Alice Bardas  
Mrs. Pandora Bardas  
Mrs. Labib Barsoum  
Mrs. Sami Barsoum  
Mrs. M. Bishay  
Mrs. F. Dafashi  
Mrs. A. Y. Ekdawi  
Miss B. A. El-Kattan  
Mrs. A. F. El-Tobgy  
Mrs. M. Khalil  
Mrs. Suzanne Lichaa  
Mrs. J. E. Maxwell Lyons  
Mrs. F. Massoud

Miss Massoud  
Miss Massoud  
Mrs. Edith Redding  
Mrs. Loula Sabri  
Mrs. Aicha Sobhy  
Miss Fatima Sobhy  
Miss Ulfat Sobhy  
Mr. I. Soliman Abdoon  
Mrs. Samiha Soliman  
Mrs. Awad Wassef

**Eire**

Mrs. F. J. Lavery  
Mrs. J. B. McArevey  
Mrs. V. O'Hea-Cussen  
Mrs. L. B. Somerville-Large

**El Salvador**

Mrs. Helena Escapini

**Finland**

Miss Katri Gestrin  
Mrs. K. Junnola  
Mr. Eino Rautavaara  
Mrs. Hellin Terho  
Miss Leea Vannas  
Mrs. Sylvia Vannas

**France**

Mrs. Jean Bachy  
Mrs. H. Bégué  
Dr. Pierre Bisiaux  
Mrs. E. Blanc  
Miss Marie Blanc  
Mrs. Georges Bonamour  
Mrs. P. Brégeat  
Miss Jeanne Bussy  
Dr. Jules Carniol  
Mrs. E. Chauviré  
Mrs. H. Chavanne  
Mrs. Emilie Dejean  
Miss Françoise Delthil  
Mrs. Andrée Deodati  
Mrs. L. Depouilly  
Mrs. J. Dubar  
Dr. Thérèse Dubois  
Mrs. G. Farnarier  
Mrs. Jacqueline Halbron  
Mrs. E. Hartmann  
Mr. Jacques Hartmann

Approved For Release 2003/12/02 : CIA-RDP80-00926A002900050023-2

Dr. Yvonne Henry  
Mrs. F. Héran  
Mrs. P. Hermann  
Mrs. Jean Héry  
Mrs. R. Hugonnier  
Mrs. G. E. Jayle  
Mrs. P. Jeandelize  
Mrs. Andrée Kalt  
Mrs. Gaston Lacoste  
Mrs. P. Lemoine  
Mrs. Mandon-Joly  
Mrs. M. Mathieu  
Mrs. Gilbert Maugery  
Dr. Huguette Mawas  
Mrs. P. Merigot de Treigny  
Miss Monique Merigot de

Treigny

Mrs. H. A. Miller  
Mrs. R. Nectoux  
Mr. Robert Jean Nectoux  
Mrs. J. Nordmann  
Mrs. Elisabeth Odier-Dollfus  
Mrs. G. Offret  
Mrs. Albert Ourgaud  
Mrs. Louis Paufigue  
Mrs. Louis Pivoteau  
Miss Michèle Porte  
Mrs. E. Redslob  
Mrs. G. Renard  
Mrs. R. Rossano  
Mrs. André Roux  
Miss Claire Schiff  
Mrs. G. P. Sourdille  
Miss M. F. Tixier  
Mr. Travis  
Mrs. Travis  
Mrs. Anna Valdman  
Miss Joyce Valdman  
Miss Monique Valière-Vialix  
Mrs. B. Velter  
Miss Viallefont  
Mrs. H. Viallefont  
Mrs. R. Viellard  
Mrs. J. Vouters

**Germany**

Mrs. Josef Etten  
Mrs. Anneliese Heinsius  
Mrs. Josef Klar

Mrs. Elly Müller  
Mrs. Nora Obal  
Mrs. Nina von Wahl

**Great Britain**

Mrs. D. Ainslie  
Mrs. F. A. Anderson  
The Hon. Mrs. M. Anderson  
Mrs. W. A. Anderson  
Mrs. H. W. Applin  
Mrs. H. J. B. Atkins  
The Rev. C. R. Attenborough  
Mrs. J. E. M. Ayoub  
Mrs. C. H. Bamford  
Dr. Rosalind Berkson  
Dr. Mary Bishop  
Mrs. George W. Black  
The Hon. Mrs. G. J. O.  
Bridgeman

Mrs. C. A. Brown  
Mrs. Kenneth Brown  
Miss Elizabeth M. Cardell  
Mrs. J. D. M. Cardell  
Miss Alison L. Carr  
Mrs. G. T. Willoughby  
Cashell

Mrs. T. Chalmers  
Mrs. J. A. Chivers  
Mrs. Frank Clifton  
Mrs. J. E. Coates  
Mrs. J. E. H. Cogan  
Mrs. T. Colley  
Mrs. J. A. Conway  
Miss Joan Conway  
Mrs. J. A. Corkey  
Mrs. R. P. Crick  
Mrs. Nigel Cridland  
Mrs. A. G. Cross  
Mrs. J. G. Drummond Currie  
Mrs. G. C. Dansey-Browning  
Miss Anne Davenport  
Mrs. W. G. Davidson  
Mrs. A. L. Dick  
Mrs. J. H. Doggart  
Miss Sonia Doggart  
Mrs. A. A. Douglas  
Mr. Gordon W. Dowler  
Mrs. P. Doyne  
Lady Duke-Elder

Mrs. L. P. Jameson Evans	Mrs. Arthur Lister
Mrs. W. J. Wellwood	Mrs. J. P. F. Lloyd
	Mrs. T. Keith Lyle
	Mrs. A. F. MacCallan
Mrs. V. J. Fielding	Mrs. A. L. McCurry
Mrs. James Fison	Mrs. E. G. Mackie
Mrs. Lorimer Fison	Mrs. R. S. MacLatchy
Mrs. Ian C. Fraser	Mrs. W. H. McMullen
Mrs. J. D. Fraser	Mrs. Alexander MacRae
Mrs. R. J. L. Fraser	Mrs. John A. Magnus
Mrs. S. S. Freedman	Mrs. W. Alister Mailer
Miss Anne Freeman	Miss A. Marshall
Mrs. J. D. J. Freeman	Mrs. John Marshall
Dr. Cecilia Galton	Miss M. Marshall
Mrs. F. Gamm	Dr. Helen S. Mathewson
Mrs. R. Ramsay Garden	Miss Mary Maxwell
Mrs. C. L. Gimblett	Mrs. S. J. H. Miller
Mrs. E. C. Glover	Mrs. Joseph Minton
Mrs. A. J. B. Goldsmith	Mrs. P. L. Moffatt
Mrs. C. W. Graham	Mrs. L. H. G. Moore
Mrs. Desmond P. Greaves	Mrs. H. C. Muirhead
Mrs. R. Affleck Greeves	Mrs. J. R. Mutch
Mrs. A. Gregory	Mrs. Humphrey Neame
Mr. Clifford Hall	Mrs. J. C. Neely
Miss Audrey Healy	Mrs. H. Campbell Orr
Mrs. J. J. Healy	Mrs. A. H. Osmond
Mr. R. J. Farquhar Healy	Mrs. E. V. Oulton
Mrs. Frank Heckford	Mrs. A. Palin
Mr. John Heckford	Mrs. John R. Paterson
Mrs. M. Hine	Mrs. G. G. Penman
Mrs. G. Wishart Hoare	Mrs. A. Seymour Philips
Miss E. Holland	Mrs. W. B. Inglis Pollock
Mrs. A. Hollingsworth	Mrs. A. C. Reid
Mrs. A. C. L. Houlton	Mrs. W. J. B. Riddell
Mrs. J. R. Hudson	Mrs. Harold Ridley
Mrs. H. Vernon Ingram	Mrs. F. W. Robertson
Mrs. C. R. S. Jackson	Mrs. A. M. Roy
Miss P. Jewell	Mrs. C. Rudd
Mrs. C. I. D. Johnston	Mrs. A. Rugg-Gunn
Mrs. F. A. Juler	Mrs. R. H. Rushton
Mrs. P. L. Kiewe	Mr. A. Russell
Mrs. E. O'G. Kirwan	Mrs. B. W. Rycroft
Mrs. M. Klein	Mrs. R. Sampson
Mrs. L. H. Lake	Mrs. A. Sautaux
Mrs. G. C. Laszlo	Mrs. L. H. Savin
Mrs. Frank W. Law	Miss A. J. Savin
Mrs. G. H. Levien	Mrs. C. G. Schurr
Mrs. A. H. Levy	Mrs. G. I. Scott
Mrs. G. Lewison	Mrs. R. S. Scott
Mrs. R. Lindsay-Rea	

Approved For Release 2003/12/02 : CIA-RDP80-00926A002900050023-2

Mrs. C. D. Shapland  
Mrs. J. W. Shield  
Mrs. H. S. Shucksmith  
Dr. Guy Siggins  
Mrs. S. R. Sinclair  
Mrs. John Smallpeice  
Mrs. Maurice Smith  
Mrs. S. B. Smith  
Mrs. Arnold Sorsby  
Mrs. I. Spiro  
Mrs. H. B. Stallard  
Mrs. R. W. Stephenson  
Miss Barbara Stephenson  
Mrs. T. Collyer Summers  
Mrs. C. B. V. Tait  
Mrs. E. S. Tan  
Mrs. W. O. G. Taylor  
Mrs. J. W. Tudor Thomas  
Mrs. Roy Thomas  
Mrs. A. M. Wright Thomson  
Mrs. J. Masterton Thomson  
Miss Sheila Thomson  
Mrs. B. Thorne Thorne  
Mrs. T. H. Spencer Tizzard  
Mrs. T. M. Tyrrell  
Mrs. J. R. Wheeler  
Mr. M. M. Wheeler  
Mrs. M. H. Whiting  
Mrs. R. C. Williams  
Mrs. E. F. Wilson  
Mr. Peter Wintersgill  
Mrs. J. M. Wishart  
Mrs. E. Wolff  
Dr. M. J. Wright  
Mrs. K. C. Wybar  
Dr. P. J. S. Zwink

**Greece**

Mrs. Marie Brissimis  
Mrs. Angele Charamis  
Mrs. Helène Cosmetatos  
Mrs. J. Fronimopoulos  
Mrs. J. Nicolacopoulos  
Mrs. Nico G. Trantas  
Mrs. B. Tsopelas

**Holland**

Mrs. H. J. Colenbrander-  
Schmidt  
Mrs. Ada Copper

Mrs. A. Dekking-van Haeften  
Mrs. J. C. De Vries-Da Haas  
Mrs. A. A. ten Doesschate-  
Ameling  
Mrs. A. M. Goedbloed-  
Wegenaar  
Mrs. J. M. de Haas-van Tiel  
Mrs. A. Hagedoorn-Hulshoff  
Pol  
Miss Inke Hagedoorn  
Mrs. A. E. van Herwaarden-  
Wirsing  
Mrs. J. Huysans  
Mrs. W. G. Manschot-Leupen  
Mrs. F. J. van der Heer-  
Wennink  
Dr. Ada Middelhoven  
Mrs. A. Mulock-Houwer-  
Schottee de Vries  
Mrs. E. P. Obbink-Wulff  
Mrs. G. H. Pannevis-van  
Thienen  
Mr. J. F. L. Schappert  
Miss C. W. M. Thijssen  
Miss J. E. Vos  
Mrs. A. G. Vos-Waalkens  
Mrs. A. Waardenburg-Persyn  
Mrs. J. F. van Walbeek-  
Tebroinsvelt  
Mrs. Weve Terwindt  
Mrs. E. J. Winkelman-Cattel

**Iceland**

Mrs. Elin Olafsson

**India**

Mrs. H. L. Anand  
Mrs. B. P. Banaji  
Mrs. V. K. Chitnis  
Mr. K. J. Dubash  
Mrs. K. J. Dubash  
Lady Duggan  
Mrs. S. C. Dutt  
Mrs. H. K. Indra  
Mrs. Zenobia R. Ranji  
Mrs. Leon Tajkef

**Iran**

Mrs. G. Chams

**Iraq**

Miss Monique Kaati  
Mrs. Raymonde Kaati

**Israel**

Mrs. Zofiah Binor  
Mrs. Rachel Feigenbaum  
Dr. E. Feilchenfeld  
Mrs. Nusia Gotthelf  
Dr. Heinrich Gottlieb  
Mrs. Rachel Helfman  
Mrs. Elizabeth C. Herzberg  
Mr. Hans Hopp  
Mrs. Brurja Kanner  
Mrs. Hanna Kurz  
Mrs. Ora Michaelson  
Mrs. Viktor Much  
Mr. Theodor B. Much  
Dr. Doba Sadger  
Mrs. Hanna Sinai  
Mrs. Anna Ticho

**Italy**

Mrs. Maria Agostoni  
Mrs. Olga Alajmo  
Mrs. Vera Baraggioli  
Mrs. Eleonora Battini  
Mrs. Olga Bianchi  
Mrs. Donella Bozzoli de  
Carolia  
Mrs. Maria A. Buonfiglio  
Mrs. Giulia B. Caramazza  
Mrs. Calogora Casa  
Mrs. Lina Cattanio Radaelli  
Mrs. Luigi Croci  
Mr. Ennio De Vincentiis  
Mrs. Zaira De Vincentiis-  
Sornaga  
Mrs. Massetti C. Durando  
Mrs. Dora Favalaro-Koehler  
Mr. A. L. Federighi  
Mrs. Aldo Ferrari  
Miss Marie R. Foroni  
Miss Enrica R. Gallenga  
Mrs. G. Gallenga  
Mrs. Wanda Grancini  
Dr. Henriette Heller  
Prof. Esther Magni  
Mrs. Pellegrino Matteucci

Mrs. Maria Morghen  
Mrs. A. Motolese  
Dr. Emilio Nerozzi  
Dr. Bianco Rondinini  
Mrs. Maria Santoni  
Mrs. Francesco Schupfer  
Mrs. B. Strampelli  
Miss Lotte Strampelli  
Mr. Marilli Strampelli  
Mrs. Riccorde Valerio  
Mrs. Luisa Verzella  
Mr. Marino Villani  
Mrs. A. Wirth Cattaneo  
Dr. Anna Maria Zani

**Kenya**

Mrs. A. J. G. Pullar

**Lebanon**

Mrs. Aida Marini  
Mrs. Renée Thomas

**Luxembourg**

Mrs. A. Faber  
Mrs. Denise Pierrard

**Malta**

Countess Lady Preziosi  
Miss Lucia Preziosi

**Mexico**

Mrs. Carmen Garcia  
Dr. Luis H. Jimenez Abad  
Dr. Raul Perez Herrera

**Morocco**

Mrs. Katherine Gallet  
Mrs. R. Pagès

**New Zealand**

Dr. Elizabeth Bryson  
Mrs. Patricia Hope-Robertson

**Norway**

Mrs. Aggi Braathen  
Mrs. K. Elstad  
Miss Elizabeth Elstad  
Mrs. Esther Holst  
Mrs. Georg Keyser  
Miss Elisabeth Kolstad  
Mrs. Liv Kolstad

Mrs. Sigrid Petersen	<b>Sweden</b>
Mrs. Asbjörg Riise	Mrs. G. von Bahr
Mrs. Gord Vallersnes	Mrs. Skina Berg
<b>Paraguay</b>	Mrs. Gosta Brändstedt
Mrs. E. de Cudas Thompson	Mrs. Ester Frieberg
Mrs. María Larroux	Mrs. Dagny Geffcken
<b>Peru</b>	Miss Britt-Marie Geffcken
Mrs. Denegri de Valdeavellano	Miss Marianne Geffcken
<b>Portugal</b>	Miss Sigbrit Geffcken
Mrs. M. I. Calado da Cunha	Mrs. Gunborg Granström
Vaz	Mrs. Emmy Grönvall
Mrs. Maria de Lemos	Miss Christina Grönvall
Mrs. G. Pilar Melicher-Veira	Mrs. Emma Holm
<b>South Africa</b>	Mrs. Marianne Karpe
Mrs. K. Cunningham	Mrs. Beata Larsson
Mrs. Ghita Jokl	Mrs. J. W. Nordenson
Mrs. Phyllis Meyer	Mrs. Asta Nordlöw
Mrs. N. L. Murray	Mrs. Agnette Norrby
Mrs. James G. Scott	Mrs. Olaf Olson
<b>Spain</b>	Miss Gerda Ostergren
Mrs. Julia Aller de Salgado	Mrs. Sylvia Österlind
Mrs. Maria Luisa Arjona	Mrs. Anna Pallin
Miss Lolita Arruga	Mrs. Ingrid Palm
Mrs. Margarita Coll de	Mrs. Ingeborg Ploman
Barraquer	Mrs. Lisa Rosengren
Mrs. Antia Cal de Beiras	Miss Gunvor Sjögren
Mrs. Elisa de Carol	Mrs. Margot Tengroth
Mr. Manuel Carol	Mrs. Margareta Törnquist
Mrs. Matilde Galvan Naveiras	Mrs. Birgit Vallhov
Mrs. Carmen Guillot Ribes	Mrs. Carin Wadensten
Mr. Manuel Guillot Suay	<b>Switzerland</b>
Mrs. Maria Gomez de Salgado	Mrs. Marguerite Amsler
Mrs. F. Hernandez Guerra	Mrs. J. Babel
Mrs. P. Hulton Martinez	Mrs. Rebecca Bellau
Mr. Lucio Lascaray Ondarra	Mrs. Therèse Blum
Mrs. H. Arroyo Dominguez de	Mrs. J. F. Cuendet-Klensch
Marin-Amat	Marquise Doria
Mrs. Walda Pesino Fitto	Mrs. Antonia Franceschetti
Mrs. Carmen Ribes Vives	Miss Gabrielle Gonin
Mr. Emilio Salgado Benavides	Dr. Erwin Haefeli
Mr. Fernando Salgado Gomez	Mrs. Victoire Haemmerli
Mrs. Elena Tena-Aguirre	Mrs. Fritz Koenig
Mrs. Elisa de Vila-Coro	Miss Lise Mayor
Mrs. Leonor Zugaza Goicolea	Mrs. Helene Patry
Mrs. Maria Luisa Zugaza	Mrs. Helen de Planta
Goicolea	Miss Helene Rohner
	Mr. Jakob Schönbrunn
	Mrs. B. Semadeni

Mrs. Gertrude Streiff-Pfister  
Mrs. H. Streuli  
Mrs. Arnold Verrey  
Mrs. Florian Verrey  
Mrs. Marta Zuccoli

**Syria**

Mrs. Léon Asmar  
Mrs. Violette Jebejian

**Tunisia**

Mrs. H. Rais  
Mrs. Lucio Lumbroso

**Turkey**

Mrs. Nezihe Ayberk  
Mrs. Lerzan Bengisu  
Mrs. A. Teodoridi

**U.S.A.**

Mrs. F. H. Adler  
Mrs. Banks Anderson  
Mrs. Elizabeth Ascher  
Miss Grace G. Atkinson  
Mrs. Walter Atkinson  
Mrs. Hugh Awtrey  
Mrs. Otto Barkan  
Mrs. Bernard Becker  
Mrs. Arthur J. Bedell  
Mrs. K. B. Benkwith  
Mrs. Conrad Berens  
Mrs. M. L. Berliner  
Mr. Daniel L. Bertrand  
Mr. Frederic H. Bertrand  
Mrs. G. T. Bertrand  
Mrs. W. T. Boland  
Mr. William T. Boland, Jr.  
Mrs. E. V. L. Brown  
Mrs. Gordon M. Bruce  
Mrs. V. G. Casten  
Miss Helen A. Casten  
Miss R. V. Casten  
Mr. V. G. Casten  
Miss Jean M. Casten  
Mrs. Ramón Castroviejo  
Mrs. C. A. Clapp  
Mr. N. T. Clark, Jr.  
Mrs. D. J. Clough  
Mrs. F. C. Cordes  
Miss Fauno Cordes

Mrs. R. A. Cox  
Miss Pamela R. Cox  
Mrs. W. H. Crisp  
Mrs. A. E. Cruthirds  
Miss Mary E. Cruthirds  
Mr. Curtis Cutter, Jnr.  
Mrs. G. L. Dailey  
Mrs. R. W. Danielson  
Mrs. James H. Delaney  
Mrs. Perry Duncan  
Miss Becky Lou Duncan  
Mrs. John H. Dunnington  
Mrs. Davis G. Durham  
Mrs. A. G. Fewell  
Mrs. Bernard Fread  
Mrs. W. G. Frey  
Mr. Walter G. Frey  
Mrs. E. Gallardo  
Mrs. Forney P. George  
Mrs. Glen G. Gibson  
Mrs. John F. Gipner  
Mrs. H. L. Gowens  
Mrs. George F. Gracey  
Mrs. George P. Guibor  
Mrs. Elliott B. Hague  
Mrs. E. W. Hansen  
Miss Elizabeth A. Hansen  
Mrs. George C. Hardie  
Mrs. Reginia Haskin  
Mrs. Walter K. Haven  
Mr. Benson V. Holmes  
Mrs. Wendell L. Hughes  
Mrs. Joseph Igersheimer  
Mrs. Charles E. Iliff  
Miss Mary T. Iliff  
Miss Phoebe Jackson  
Mrs. Harold Joy  
Miss Nancy Joy  
Mrs. M. Luther Kauffman  
The Rev. Russell R. King  
Mrs. D. B. Kirby  
Miss Anne R. Koenig  
Mrs. Ivan J. Koenig  
Mrs. R. Koff  
Mrs. A. L. Kornzweig  
Mrs. Bernard Kronenberg  
Mrs. Louis Lehrfeld  
Mrs. A. A. Levin  
Mrs. Thurber Le Win



Mr. Alan Thurber Le Win	Mrs. Herman D. Scarney
Miss Barbara C. Le Win	Miss Shelley A. Scarney
Mrs. Philip M. Lewis	Mrs. James S. Shipman
Mrs. J. G. Linn	Mrs. E. Pierce Shope
Mrs. Donald J. Lyle	Mrs. Noel T. Simmonds
Mrs. C. R. McClure	Mrs. Howard C. Slaughter
Miss Aline Menke	Miss Eleanor Small
Mrs. I. W. Menscher	Mrs. Harry A. Smith
Mrs. C. A. Mictus	Mrs. Henry Carroll Smith
Mrs. Henry Minsky	Mrs. L. H. Snyder
Mrs. Selby Mohr	Mrs. Frederick W. Stocker
Mrs. W. Howard Morrison	Mrs. L. S. Stone
Mrs. W. E. Muldoon	Mrs. Searight Stewart
Mr. Thomas P. O'Rourke	Mrs. Saul Sugar
Mr. Kenneth B. G. Parsons	Mrs. I. S. Tassman
Miss Irma Pascal	Mr. William S. Tassman
Mrs. J. I. Pascal	Mrs. Joseph W. Taylor
Mr. D. Paton	Mrs. Charles I. Thomas
Mrs. Dohrmann K. Pischel	Miss Ann Thomas
Miss Eleanor Pischel	Miss Gwyneth Thomas
Miss Elizabeth Pischel	Mrs. Edward R. Thomas
Mr. D. K. Pischel, Jr.	Mrs. James P. Thompson
Mrs. M. Hayward Post	Mrs. Raymond A. Tomassene
Mr. Martin H. Post	Mrs. E. W. Troutman
Mrs. Roland I. Pritikin	Dr. Gladys Underwood
Mrs. Charles A. Rankin	Mrs. D. T. Vail
Mrs. A. B. Reese	Miss Ann Vail
Dr. E. Tyson Ricketts	Mr. Peter Vail
Mrs. James T. Robison	Mrs. Frank A. Vesey
Mrs. Andrew de Roethh	Mrs. Thomas Visgilio
Mrs. Kenneth L. Roper	Mrs. Robert H. Ward
Mrs. Nathan S. Rubin	Mrs. Alan C. Woods
Mr. Daniel J. Rubin	
Mr. Richard M. Rubin	<b>Yugoslavia</b>
Mrs. Barnet R. Sakler	Mrs. Olga Vucicevic

#### LIST OF SCIENTIFIC ASSOCIATE MEMBERS

##### **Australia**

Dr. D. V. Dunlop

##### **Great Britain**

Dr. M. M. Ahmad  
Miss Jessie J. Anderson  
Miss M. Ball  
Dr. P. H. Beattie  
Miss Naomi Boyle  
Dr. H. A. Bramwell  
Dr. R. A. Burn

Mrs. Helen Caiger Smith  
Dr. F. W. Campbell  
Miss Barbara Clarke  
Miss Daphne R. Cornes  
Dr. Robert A. D. Crawford  
Miss Constance M. Ferguson  
Mr. E. F. Fincham  
Miss Joan Gidden  
Miss Ruth M. Gittoes-Davies  
Dr. M. M. Hasan  
Miss Margaret H. Harley

Approved For Release 2003/12/02 : CIA-RDP80-00926A002900050023-2

Miss Barbara D. Hirtenstein	<b>India</b>
Miss Sheila M. B. Kelly	Dr. Mahmood Ali
Miss Bridget Kiddle	Dr. Jagdish C. Bass
Mr. Maxwell Lerner	Dr. Madho Singh
Miss Margaret M. Lewis	<b>New Zealand</b>
Dr. Eithne J. O'Riordan	Mr. R. F. Elliott
Mr. Eric C. Pemberton	Dr. J. C. Parr
Dr. M. A. Qayyum	<b>Singapore</b>
Miss Elizabeth A. Russell	Dr. Kin Yip Wong
Miss Diana M. Thornhill	<b>U.S.A.</b>
Miss Monica M. Venner	Dr. M. Folk
Miss Joan M. Weller	Dr. Paul H. Haynes
Miss Phyllis E. D. Williams	
Miss Hazel W. Wise	

Approved For Release 2003/12/02 : CIA-RDP80-00926A002900050023-2