

CONTROL/
US-OFFICIALS ONLY

CLASSIFICATION - ~~CONFIDENTIAL~~
SECURITY INFORMATION
CENTRAL INTELLIGENCE AGENCY

REPORT

CD NO.

50X1-HUM
50X1-HUM

COUNTRY German Democratic Republic

SUBJECT Economic - Agriculture


DATE OF INFORMATION 1949

DATE DIST. 8 Sep 1952

50X1-HUM

NO. OF PAGES 23

SUPPLEMENT TO REPORT NO.




THIS DOCUMENT CONTAINS INFORMATION AFFECTING THE NATIONAL DEFENSE OF THE UNITED STATES WITHIN THE MEANING OF ESPIONAGE ACT NO. U. S. C. 51 AND 52, AS AMENDED. ITS TRANSMISSION OR THE REVELATION OF ITS CONTENTS IN ANY MANNER TO AN UNAUTHORIZED PERSON IS PROHIBITED BY LAW. EXEMPTION OF THIS PAGE IS FORWARDED.

THIS IS UNEVALUATED INFORMATION



50X1-HUM

RESULTS OF GDR AGRICULTURAL CENSUS OF JUNE 1949



50X1-HUM

CONTROL/US OFFICIALS ONLY

CLASSIFICATION - ~~CONFIDENTIAL~~

STATE	<input checked="" type="checkbox"/> NAVY	<input checked="" type="checkbox"/> MARC																	
ARMY	<input checked="" type="checkbox"/> AIR	<input checked="" type="checkbox"/> FBI																	

Table 1. Distribution of GDR Land Area by Use, As of 3 June 1949*

(in hectares)

Type of Use	Sovist Zone, Total	Brandenburg	Mecklenburg	Sachsen-Anhalt	Thueringen	Sachsen
1. Farm land, total	4,875,542	1,007,260	1,128,435	1,306,642	685,680	747,625
Field farming (field crops and vegetables)	4,868,157	1,005,409	1,127,571	1,304,976	684,481	745,720
Truck gardening**	7,385	1,851	864	1,666	1,199	1,905
Outdoor gardening	6,593	1,646	789	1,457	1,051	1,650
Greenhouse gardening	792	205	75	209	148	255
2. Gardening, total (not including areas listed under 1)	161,526	32,130	27,939	36,871	19,507	45,079
Vegetables	95,038	16,360	21,680	21,580	14,854	20,567
Fruit (not including areas listed under 3)	43,484	6,774	2,118	7,116	3,318	15,158
Strawberries	1,221	183	96	317	52	573
Other berries and nuts	6,594	1,614	584	1,537	689	2,170
Other areas (ornamental gardens etc.)	15,189	--	3,461	--	594	--
3. Orchards (trees and shrubs, not including strawberries or individual trees)	41,010	7,988	1,412	13,807	12,297	5,508
4. Vineyards	266	26	--	148	5	87
5. Nurseries (other than forestry), total	3,097	789	270	787	404	847
Fruit trees and berry bushes (not including strawberries)	2,153	338	155	709	365	586

[Adjoins page 3 here.]

[Adjoins page 2 here.]

Ornamental and hedge plants, timber trees	944	451	115	78	39	261
6. Meadows, total	897,670	244,859	235,173	168,126	130,103	179,469
Hayfields without irrigation**	849,378	229,396	218,994	161,513	125,079	174,456
Producing one crop of hay annually	196,613	59,048	55,552	43,518	16,764	21,821
Producing more than one crop of hay annually	652,765	170,348	163,472	117,995	108,315	152,635
Irrigated hayfields, producing two or more crops of hay annually	16,735	5,708	2,629	2,045	3,325	3,028
Grassland for harvesting bedding material	31,557	9,755	13,550	4,568	1,699	1,985
7. Pastures	391,332	79,921	179,177	78,927	29,746	23,555
8. Osier grounds	1,581	791	142	620	162	166
Total area used for agricultural purposes	6,372,024	1,373,464	1,572,848	1,605,927	877,904	1,002,340
9. Forests and wooded areas	2,911,881	913,827	470,664	562,505	498,021	466,864
10. Wasteland depleted areas, and arable moors	110,018	42,868	24,353	14,110	10,513	18,174
11. Barren land (nonarable)	219,750	60,715	73,836	40,175	22,867	22,157
12. Waters (usable)	195,066	58,332	96,823	18,501	12,931	15,479
13. Waters (unusable)	40,425	9,132	10,184	7,879	9,308	3,922
14. Buildings, farmyards, private roads, etc.	347,629	85,749	53,922	78,180	42,462	89,316

[Adjoins page 4 here.]

CONFIDENTIAL

- 3 -

CONFIDENTIAL

50X1-HUM

[Adjoin page 3 here.]

15. Public places, streets, roads, railroads, etc.	512,240	148,337	75,923	131,106	74,186	82,604
Total area used for other than agricultural purposes**	4,339,009	1,318,960	805,705	852,546	670,288	698,516
Total area	10,711,033	2,692,424	2,378,553	2,458,473	1,541,192	1,700,856

NOTE: Since 1945, there has been an unexplained area difference [i.e., a difference in figures reported for total area] of about 60,000 hectares for Brandenburg. This difference, which is equal to about 2.2 percent of the total area of Brandenburg or about 0.5 percent of the total area of the Soviet Zone, affects both the data for Brandenburg and the totals for the Soviet Zone.

*[In this table, instances where totals do not equal the sums of the components are so numerous that it was not possible to correct even minor errors.]

CONFIDENTIAL



50X1-HUM

CONFIDENTIAL

50X1-HUM



Table 2. Crops Raised on Farm Land
(in hectares)

Crop	Soviet Zone, Total	Brandenburg	Mecklenburg	Sachsen-Anhalt	Thuringen	Sachsen
<u>Cereals</u>						
Rye, total	1,296,618	361,592	357,161	285,440	92,921	199,504
Winter	1,280,105	355,027	354,394	282,860	92,039	195,785
Summer	16,513	6,565	2,767	2,580	882	3,719
Wheat, total	469,180	43,046	72,696	181,829	101,578	70,031
Winter	403,764	32,838	55,526	153,188	95,421	66,791
Summer	65,416	10,208	17,170	28,641	6,157	3,240
Total rye and wheat	1,765,798	404,638	429,857	467,269	194,499	269,535
Barley, total	253,014	49,464	51,820	77,597	49,511	24,622
Winter	78,411	8,757	10,190	33,459	10,241	15,764
Summer	174,603	40,707	41,630	44,138	39,270	8,858
Oats	529,903	92,096	135,480	122,175	73,653	106,499
Mixed grain, total	134,154	41,065	38,878	24,989	27,536	1,686
Winter	6,075	426	492	1,167	3,933	67
Summer	128,079	40,649	38,386	23,822	23,603	1,619
Corn	3,560	528	421	2,408	77	126

[Adjoins page 6 here.]

CONFIDENTIAL

- 5 -

CONFIDENTIAL

50X1-HUM

[Adjoins page 5 here.]

Buckwheat	765	407	146	27	18	167
Other grains	4,325	935	567	2,435	95	293
Total grains [Note that "Other grains" are not included]	2,687,194	588,198	656,602	694,465	345,294	402,635
<u>Legumes</u>						
Peas	76,260	10,066	18,662	30,934	13,619	2,979
Beans	3,036	233	1,020	1,388	261	134
Lentils	148	9	15	30	92	2
Total legumes for human consumption	79,444	10,308	19,697	32,352	13,972	3,115
For feed	12,800	1,876	2,145	3,249	4,170	1,360
Field beans	5,603	286	2,645	975	1,486	211
Mixed legumes	14,440	1,079	8,907	872	3,250	332
Sweet peas	8,072	688	2,935	1,865	2,382	202
Sweet lupine	20,984*	2,746	10,316	1,785	12	125
Bitter lupine	14,129	6,941	3,246	3,721	23	198
Total legumes for feed	76,028	13,616	30,194	12,467	11,323	2,428
Mixed crops and all other types of grains and legumes	9,967	600	5,420	910	2,588	389
Total legumes	165,439	24,524	55,371	45,729	27,883	5,932

[Adjoins page 7 here.]

CONFIDENTIAL

- 5 -

CONFIDENTIAL

50X1-HUM

[Adjoins page 6 here.]

<u>Root Crops</u>						
Potatoes, total	812,336	191,209	184,248	197,240	104,342	135,297
Late	783,461	183,238	178,947	188,594	100,873	131,809
Early	28,875	7,971	5,301	8,646	3,469	3,488
Sugar beets, total	217,384	22,097	46,696	119,430	14,068	15,093
As crop	203,037	20,403	44,641	111,718	12,163	14,112
For seed	14,347	1,694	2,055	7,712	1,905	981
Fodder beets, total	210,589	40,130	29,484	50,678	54,279	36,018
As crop	202,433	39,433	28,752	46,598	52,486	35,164
For seed	8,156	697	732	4,080	1,793	854
Turnips, total	25,569	575	23,444	954	430	166
As crop	24,957	553	23,256	611	401	136
For seed	612	22	188	343	29	30
Fodder carrots, total	2,734	393	419	1,592	95	235
As crop	2,108	342	356	1,229	67	114
For seed	626	51	63	363	28	121
Jerusalem artichokes	91	60	--	30	1	--
All other fodder root crops, including kohlrabi	3,811	952	698	1,121	216	824
Total fodder root crops ^{all root crops except potatoes and sugar beets}	242,794	42,110	54,045	54,375	55,021	37,243
Total root crops	1,272,514	255,416	284,989	371,045	173,431	187,633

[Adjoins page 8 here.]

CONFIDENTIAL

- 7 -

CONFIDENTIAL

50X1-HUM

[Adjoins page 7 here.]

Vegetables and Other Garden Crops

Vegetables for consumption and market	87,781	19,914	11,958	26,323	12,557	17,029
All other garden crops (including strawberries)	1,305	141	153	458	123	430
Vegetables for seed	22,080	708	2,114	14,528	3,921	809
Flowers for seed	270	4	9	181	72	4
Total vegetables and other garden crops	111,436	20,767	14,234	41,490	16,673	18,272

Commercial Crops

Rape seed, total	63,795	11,767	14,505	15,511	8,596	13,416
Winter	58,856	9,466	14,290	14,685	8,138	12,277
Summer	4,939	2,301	215	826	458	1,139
Turnip rape, total	3,640	624	1,238	399	766	613
Winter	2,312	301	1,159	136	468	248
Summer	1,328	323	79	263	298	365
Poppy seed	48,368	4,594	12,711	17,858	7,055	6,150
Flax (linseed), total	34,239	10,488	6,893	9,997	2,427	4,434
For oil	11,229	1,205	2,091	7,077	498	358
For flax fiber	23,010	9,283	4,802	2,920	1,929	4,076
Hemp	3,570	2,549	960	47	13	1

[Adjoins page 9 here.]

CONFIDENTIAL

- 8 -

CONFIDENTIAL

50X1-HUM

[Adjoins page 8 here.]

Mustard seed	16,346	1,132	6,819	6,493	945	957
Total oil and fiber plants	169,958	31,154	43,126	50,305	19,802	25,571
Hops	1	--	--	1	0	--
Tobacco	7,832	1,929	1,471	2,949	492	991
Chicory	798	--	5	780	13	0
Medicinal, aromatic, and flavoring herbs	2,462	280	147	1,382	271	382
Grass for seed	5,749	969	1,430	1,150	488	1,712
All others	197	20	53	59	33	32
Total for other commercial crops	17,039	3,198	3,106	6,321	1,297	3,117
Total commercial crops	186,997	34,352	46,232	56,626	21,099	28,688

Fodder Plants

Red clover, unmixed, total	54,162	1,770	5,176	6,603	20,296	20,317
For fodder	44,380	1,137	2,019	5,342	18,585	17,297
For seed	9,782	633	3,157	1,261	1,711	3,020
White clover, unmixed, total	624	89	96	79	280	80
For fodder	370	58	23	49	167	73
For seed	254	31	73	30	113	7
Alsike clover, unmixed, total	1,289	75	91	78	753	292
For fodder	859	25	25	30	519	260

[Adjoins page 10 here.]

CONFIDENTIAL

- 9 -

CONFIDENTIAL

50X1-HUM

[Adjoins page 9 here.]

For seed	430	50	66	48	234	32
Other clover and mixed clover	17,978	1,267	1,439	1,736	6,052	7,484
Clover grass (mixture of clover and grass)	64,970	2,358	9,428	5,008	7,210	40,966
Grass planted for mowing	28,889	3,884	3,496	2,239	1,461	17,809
Grass planted for grazing	13,744	3,679	7,919	494	419	1,233
Alfalfa	95,366	6,152	1,170	46,054	39,261	2,729
Serradella	24,848	17,805	1,452	5,272	129	190
For fodder	18,260	13,054	873	4,055	125	173
For seed	6,568	4,751	579	1,217	4	17
Sainfoin, total	2,043	27	43	190	1,775	8
For fodder	1,809	25	27	166	1,587	4
For seed	234	2	16	24	188	4
Mixture of clover, alfalfa, and sainfoin	5,185	699	313	1,912	1,138	1,124
Green corn for green fodder and silage	1,655	205	751	382	113	204
Sweet peas for green fodder, silage, and hay	18,755	1,822	6,541	2,779	7,090	523
Sweet lupine for green fodder, silage, and hay	5,605	1,601	3,148	632	182	42
Other legumes and mixed crops for green fodder and silage	42,411	3,109	12,731	11,587	11,026	3,958

[Adjoins page 11 here.]

CONFIDENTIAL

- 10 -

CONFIDENTIAL

50X1-HUM

[Adjoins page 10 here.]

All other fodder plants (spurry, fodder mustard, etc.)	15,399	2,070	1,997	5,768	1,240	4,316
Total fodder plants	392,924	46,620	55,751	90,813	98,425	101,275
<u>Other Areas</u>						
Main crops to be plowed under	29,100	16,359	8,869	2,765	482	625
Fallow ground	12,166*	4,088	4,633	1,246	1,511	608
Other temporarily uncultivated arable land and projects of the Soviet Military Administration	16,980	10,731	1,639	2,254	734	1,622
Total for other areas	58,246	31,178	15,141	6,265	2,727	2,855

*This figure and also the total of which it is a component, is not equal to the sum of the corresponding figures for the individual Laender; however, since the vertical totals are correct for all columns, it is not possible to determine which figures are in error.

CONFIDENTIAL

11

CONFIDENTIAL

50X1-HUM

Table 3. Yields per Hectare of Principal Crops
(in kilograms)

Crop	Soviet Zone, Av	Brandenburg	Mecklenburg	Sachsen-Anhalt	Thuringen	Sachsen
Rye						
Winter	15.7	14.1	15.7	16.1	16.0	17.7
Summer	11.5	11.1	11.3	11.4	12.2	12.5
Wheat						
Winter	20.2	17.2	18.9	22.0	18.5	20.7
Summer	17.2	14.3	16.3	14.0	17.0	15.3
Barley						
Winter	20.5	18.1	19.0	22.0	18.0	21.3
Summer	17.1	15.4	16.8	18.9	17.2	16.5
Oats	16.9	14.9	17.0	18.2	15.5	17.9
Mixed grains						
Winter	14.1	13.0	17.1	17.3	12.9	16.0
Summer	15.0	13.4	16.6	15.2	14.9	15.1
Corn	14.7	17.0	13.3	14.5	11.9	15.7
Buckwheat	5.8	6.1	5.4	4.6	5.9	6.2
Peas	11.1	10.0	11.5	11.5	10.3	11.0
Beans	8.6	13.0	9.5	7.4	8.0	10.5

[Adjoins page 13 here.]

CONFIDENTIAL

- 12 -

CONFIDENTIAL

50X1-HUM

[Adjoins page 12 here.]

Fodder peas	10.8	10.0	12.6	10.3	10.4	11.4
Field beans	11.8	11.0	12.9	9.1	11.5	13.7
Mixed legumes	17.5	14.5	18.3	17.3	15.5	17.6
Sweet peas	10.2	9.0	11.3	7.7	11.1	11.5
Sweet lupine	9.1	8.1	11.2	8.9	9.3	9.0
Bitter lupine	8.2	7.8	9.1	8.1	8.2	8.3
Potatoes						
Late	118.2	115.0	139.1	108.0	99.7	123.0
Early	85.5	78.5	99.0	87.4	79.7	82.0
Sugar beets	179.4	177.0	183.4	179.0	174.5	178.1
Fodder beets	217.4	181.2	197.8	239.4	213.7	226.9
Turnips	208.7	165.0	213.0	147.0	125.4	171.4
Fodder carrots	142.9	145.0	133.5	147.0	114.7	138.3
Rape seed						
Winter	15.2	14.4	17.9	15.0	13.9	14.8
Summer	10.2	9.1	14.8	10.1	8.1	11.1
Turnip rape						
Winter	11.2	8.0	12.3	11.1	9.3	11.9
Summer	8.7	6.4	9.8	8.8	7.1	8.2

[Adjoins page 14 here.]

CONFIDENTIAL

- 13 -

CONFIDENTIAL

50X1-HUM

[Adjoins page 13 here.]

Poppy seed	10.4	9.1	10.1	11.3	9.9	11.4
Flax (linseed)						
Raw stalk	20.6	19.0	22.4	22.3	19.1	21.8
Seed	5.8	5.6	5.6	6.5	5.6	5.9
Hemp						
Raw stalk	29.6	27.4	32.7	29.4	28.1	30.3
Seed	4.3	4.1	4.5	4.8	3.6	3.9
Mustard seed	7.9	6.3	8.1	7.8	8.2	7.5
Tobacco	8.7	9.4	8.4	8.1	9.4	9.3
Clover, also mixed with grass, hay	34.8	29.0	39.9	30.5	30.5	36.6
Grass, planted for mowing, hay	27.7	33.3	28.0	29.0	27.1	25.5
Alfalfa, hay	33.5	31.0	43.1	33.4	33.5	38.0
Serradella, green cut	36.4	27.3	36.1	38.9	32.9	38.7
Meadows						
Hayfields without irrigation, hay	26.7	26.0	30.5	23.0	22.8	27.8
Hayfields with irrigation hay	28.6	26.0	33.1	29.0	27.7	30.5

CONFIDENTIAL

- 14 -

CONFIDENTIAL

50X1-HUM

Table 4. Result of Livestock Census of 3 June 1949

<u>Type of Animal, Age, and Sex</u>	<u>Soviet Zone, Total</u>	<u>Brandenburg</u>	<u>Mecklenburg</u>	<u>Sachsen-Anhalt</u>	<u>Thuringen</u>	<u>Sachsen</u>
Horses, total	702,375	145,541	170,180	191,782	76,301	118,571
Under 1 year	64,450	12,676	19,002	15,806	6,352	10,614
1-2 years	54,305	11,213	15,125	14,153	4,902	8,912
2-3 years	35,470	7,066	7,868	10,331	4,003	6,202
3-14 years	408,100	86,247	105,008	109,730	40,167	66,948
Stallions	7,117	1,891	1,668	1,747	657	1,154
Mares	206,041	44,062	54,633	55,589	19,102	32,655
Geldings	194,942	40,274	48,707	52,394	20,408	33,139
Over 14 years	140,050	28,339	23,177	41,762	20,877	25,895
Mules, hinnies, donkeys	1,154	272	135	390	99	158
Sheep, total (including rams)	919,540	89,927	163,267	353,474	204,946	107,926
Under 1 year, including lambs	366,116	38,617	63,705	139,668	70,739	53,307
Ewes over 1 year	535,887	46,630	82,773	199,104	116,326	51,054
Milk-giving ewes	66,730	4,699	1,878	3,180	2,407	14,486
Nonmilk-giving ewes	469,157	41,931	80,895	195,924	113,839	36,568
Cattle, total	3,114,044	541,521	676,766	664,567	526,482	704,708
Calves under 3 months	354,390	61,518	104,015	74,897	44,538	69,022

[Adjoins page 16 here.]

CONFIDENTIAL

- 15 -

CONFIDENTIAL

50X1-HUM

[Adjoins page 15 here.]

Young stock*	1,054,206	186,871	213,960	242,004	176,771	234,580
3 months - 1 year*	574,315	101,661	116,333	135,364	95,106	125,831
Males	196,191	36,407	37,160	50,985	29,001	42,138
Females	378,124	64,774	79,173	84,379	66,105	83,693
1-2 years*	479,691	85,190	97,647	106,640	81,665	108,749
Bulls for breeding	10,642	1,757	1,897	2,405	1,495	3,088
Other young males	89,031	17,597	12,527	20,636	15,779	22,492
Females	380,218	65,836	83,223	83,599	64,391	83,169
Over 2 years*	1,705,448	292,752	358,771	347,666	305,173	401,106
Bulls, steers, and oxen*	152,644	25,480	16,479	28,200	26,913	55,572
Bulls for breeding	20,487	2,696	4,109	4,127	3,586	5,969
Yoke oxen and beasts of burden	117,543	19,546	9,887	21,025	21,448	45,637
Other bulls, steers, and oxen	14,614	3,238	2,483	3,048	1,879	3,966
Cows*	1,552,804	267,252	342,292	319,466	278,260	345,534
Heifers, cow calves, cows in gestation	239,642	45,436	48,551	51,974	42,805	50,876
Milk cows, including draft cows	1,313,162	221,816	293,741	267,492	235,455	294,658
Hogs, total	3,005,406	504,421	658,416	863,188	540,408	438,973
Foars for breeding	13,324	2,215	2,841	3,800	2,443	2,025
6 months - 1 year	5,824	1,076	1,191	1,701	980	876

[Adjoins page 17 here.]

CONFIDENTIAL

- 16 -

CONFIDENTIAL

50X1-HUM

[Adjoins page 16 here.]

Over 1 year	52,492	8,136	13,718	13,970	9,146	7,522
Goats, total	1,889,817	62,967	422,453	368,100	455,717	580,580
Under 1 year, including kids	774,489	24,342	167,557	168,668	153,371	260,551
Over 1 year*	1,115,328	38,625	254,896	199,432	302,346	320,029
Bucks	45,828	2,383	11,451	6,044	14,846	11,104
She-goats	1,069,500	36,242	243,445	193,388	287,500	308,925
Beehives, total	356,237	75,785	65,839	65,704	61,896	87,013




CONFIDENTIAL

- 17 -

50X1-HUM

CONFIDENTIAL

50X1-HUM



50X1-HUM

CONFIDENTIAL

Table 5. Deliveries of Milk to Dairies (Obligatory Deliveries and Free Purchase) and Processing of the Milk Delivered, January - September 1949 (in tons)

Soviet Zone, Total	Milk Delivered		Av Fat Content ¹ (%)	Whole Milk Sold for Drinking	Milk Deliv- ered by SNV ² Estates
	Total	Free Purchase			
Jan	133,923	2,028*	3.34	16,160	304*
Feb	125,496*	1,235	3.34	10,938*	215
Mar	138,586	2,369	3.32	13,748	273
Apr	132,680	2,412	3.23	13,700	126*
May	187,991	8,312	3.24	14,061	195
Jun	142,154*	11,790	3.17	21,211	166
Jul	187,416	18,188*	3.19	28,229*	151
Aug	166,663*	15,606	3.22	29,425	145
Sep	146,960	12,949	3.32	26,115*	50
<u>Brandenburg</u>					
Jan	18,758	468	3.24	1,940	23
Feb	18,359	266	3.22	1,965	23
Mar	19,709	359	3.20	2,233	26
Apr	18,123	335	3.08	2,007	30
May	24,654	580	3.11	2,130	35
Jun	26,125	1,066	3.04	3,097	45
Jul	25,209	1,337	3.05	3,970	37
Aug	21,952	1,251	3.08	4,061	35
Sep	18,290	1,195	3.14	4,051	30
<u>Mecklenburg</u>					
Jan	25,448	114	3.27	1,393	1
Feb	25,543	242	3.21	1,274	0
Mar	28,795	602	3.20	1,380	0
Apr	29,738	382	3.07	1,373	0
May	48,042	1,083	3.10	1,356	0

[Adjoin page 19 here.]

[Adjoin page 20 here.]

- 18 -

CONFIDENTIAL

50X1-HUM

CONFIDENTIAL

<u>Production of Butter With 79% Fat Content</u> ³	<u>Production of Butter With 82% Fat Content for the SMV</u>	<u>Rich Cheese (40-45% Fat Content) for the SMV</u>	<u>Lean Cheese, Including Casembert</u>	<u>Curd</u> ⁴	<u>Cream with 32% Fat Content for the SMV</u>
4,404*	435*	36*	1,337*	2,755*	6
4,315	392	34	1,281	4,108	2
4,942	237	46	1,348	3,401	6
4,620	271	34	1,362	2,243	16
6,377	419	47	1,981*	3,113*	16*
6,635	144*	50*	1,965*	3,531*	12*
6,251	170	49	1,631	2,813	5
5,321	375	132	1,163*	2,457	8
4,733	385*	103	1,004	2,022*	14
577	34	--	129	590	0
562	27	--	90	494	0
602	31	--	92	450	0
528	20	3	90	361	7
782	15	6	127	691	7
780	30	4	98	558	8
729	20	2	86	382	1
599	31	1	53	256	2
490	20	1	42	143	1
846	133	14	570	453	0
710	110	12	353	553	0
1,001	89	9	353	643	0
1,020	57	14	536	447	0
1,735	58	18	973	631	0

[Adjoins page 18 here.]

[Adjoins page 21 here.]

- 19 -

CONFIDENTIAL

CONFIDENTIAL

[Adjoins page 18 here.]

Jun	52,374	2,321	3.01	2,104	0
Jul	46,135	4,131	3.07	2,960	0
Aug	36,589	3,222	3.14	2,979	0
Sep	27,586	3,810	3.24	2,897	0

Sachsen-Anhalt

Jan	31,611	204	3.36	3,411	109
Feb	31,897	144	3.34	3,169	108
Mar	35,848	270	3.33	3,537	124
Apr	35,322	456	3.23	3,345	75
May	46,237	1,532	3.19	3,340	22
Jun	46,539	22	3.11	5,178	0
Jul	45,959	3,425	3.11	7,097	0
Aug	41,381	4,180	3.15	7,223	2
Sep	36,261	3,635	3.18	7,101	0

Thueringen

Jan	21,660	3,192	3.49	4,711	94
Feb	22,293	118	3.60	2,024	71
Mar	23,891	385	3.61	1,585	104
Apr	21,488	651	3.53	2,151	117
May	26,454	2,531	3.49	2,170	122
Jun	27,109	3,487	3.44	3,463	91
Jul	27,895	4,741	3.42	4,767	113
Aug	25,350	2,838	3.44	4,814	108
Sep	23,932	198	3.62	2,025	20

Sachsen

Jan	33,446	923	3.35	4,705	17
Feb	29,404	465	3.31	4,471	13
Mar	30,343	780	3.32	5,013	19
Apr	28,009	588	3.24	4,824	4

[Adjoins page 22 here.]

- 20 -

CONFIDENTIAL

50X1-HUM

CONFIDENTIAL

[Adjoins page 19 here.]

1,849	25	20	956	438	0
1,580	70	14	801	409	0
1,232	84	25	542	347	--
906	937	21	363	201	--
1,128	204	9	360	1,371	1
1,068	152	8	339	1,202	0
1,291	79	10	374	1,183	0
1,198	109	11	249	1,153	0
1,472	247	5	289	1,510	0
1,600	37	11	257	1,271	--
1,507	45	14	211	1,047	0
1,247	139	32	137	836	1
1,122	80	25	107	590	1
779	28	13	198	285	1
918	21	8	266	334	2
1,001	5	25	299	115	2
885	3	--	254	110	3
1,046	38	12	359	109	3
1,037	27	15	268	137	2
1,049	5	13	321	51	3
917	22	44	244	111	3
908	93	13	336	79	3
1,172	60	2	297	1,520	4
989	82	6	233	1,520	--
1,047	33	2	230	1,010	4
989	82	6	233	172	6

[Adjoins page 20 here.]

[Adjoins page 23 here.]

CONFIDENTIAL

CONFIDENTIAL

50X1-HUM

[Adjoins page 20 here.]

May	38,604	2,586	3.28	5,065	16
Jan	40,009	4,894	3.24	7,369	30
Jul	42,238	4,954	3.28	9,835	1
Aug	42,919	4,115	3.29	10,348	0
Sep	40,891	4,111	3.39	9,999	0

1. Arithmetic mean was used to calculate average fat content.
2. SMV -- Soviet Military Administration. The SMV administers several estates at its own expense.
3. An unreported amount of the butter with 79% fat content is delivered to the SMV.
4. Includes both whey cheese and curd for further processing.

*[The figure for the entire Soviet Zone is not equal to the sum of the figures for the individual Länder.]

[Adjoins page 25 here.]

CONFIDENTIAL

CONFIDENTIAL

[Adjoins page 21 here.]

1,342	61	6	355	1,476	1
1,369	14	3	295	1,155	1
1,386	30	6	212	924	1
1,326	99	30	189	905	2
1,307	79	43	156	909	9

[Adjoins page 22 here.]

- E E D -

- 23 -

CONFIDENTIAL