


Top Secret

25X
25X



MCO



DIRECTORATE OF
INTELLIGENCE

MEMORANDUM

The Situation in Vietnam

DIA REVIEW COMPLETED

ARMY review(s) completed.

Top Secret

116

2 Aug 1967

25X1



25X1

Approved For Release 2004/08/17 : CIA-RDP79T00826A002400490001-6

Approved For Release 2004/08/17 : CIA-RDP79T00826A002400490001-6

Information as of 1600
2 August 1967

25X

HIGHLIGHTS

No large-scale fighting has been reported, although US forces had several sharp encounters in the Da Nang area.

I. The Military Situation in South Vietnam:

Although there has been no large-scale fighting, several sharp battles have been reported south and west of Da Nang, and sporadic fighting is continuing in Operation CORONADO south of Saigon (Para. 1). Recent reconnaissance reports point to further long-range rocket attacks against US bases (Paras. 2-4). The US 101st Airborne Brigade has reported nearly 500 enemy killed during the seven-week Operation MALHEUR II in Quang Ngai Province (Paras. 4-8). Weekly Review of South Vietnam Battle Statistics (Para. 9).

II. Political Developments in South Vietnam:

The election campaign officially opens on 3 August (Para. 1). The militant Buddhists have criticized Chief of State Thieu for reportedly approving a new Unified Buddhist Association charter submitted by the moderate wing (Paras. 2-4).

25X

25X1

III. North Vietnamese Military Developments:

MACV reports infiltration of 18,900 Communist personnel so far in 1967 (Paras. 1-3).

IV. Other Communist Military Developments:

There is nothing of significance to report.

V. Communist Political Developments:

There is nothing of significance to report.

25X1

Approved For Release 2004/08/17 : CIA-RDP79T00826A002400490001-6

ANNEX:

South Vietnam Battle Statistics
1963 to week of 23-29 July 1967

- Weapons and Personnel Losses
- Viet Cong Attacks and Incidents

South Vietnamese and Viet Cong Casualties
and Weapons Losses - 1962 to 30 June 1967

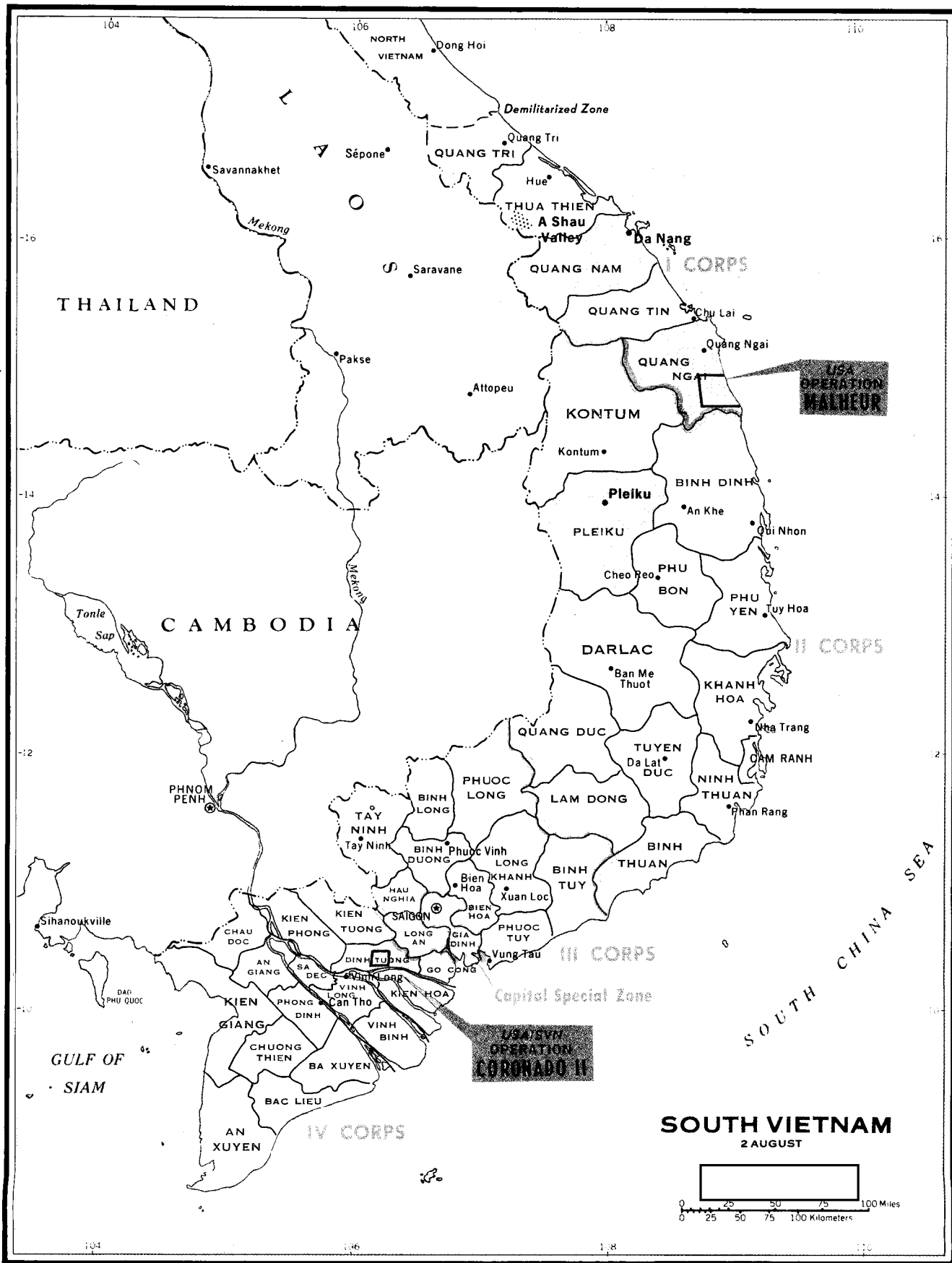
- General Statistical Data
- Composite Annual Totals
- Viet Cong Incidents

2 August 1967

ii

25X1

Approved For Release 2004/08/17 : CIA-RDP79T00826A002400490001-6



I. THE MILITARY SITUATION IN SOUTH VIETNAM

1. No large-scale fighting was reported on 2 August. Several sharp encounters were reported in Quang Nam Province to the south and west of Da Nang. Sporadic fighting in Operation CORONADO south of Saigon has resulted in 46 more enemy killed. In this action, the Communists have lost 229 killed in five days; 95 suspects have been detained.

Enemy Rocket Positions Reported

2. Recent reconnaissance reports describe possible enemy rocket launcher positions near US bases and indicate that additional long-range rocket attacks can be expected.

3. On 24 July allied patrols discovered five excavations which were oriented toward the new US air base at Pleiku city. The sites were located about six miles northwest of the base. They were of a size and configuration which could accommodate Soviet-made 140-mm. rocket launchers.

4. On 28 July aerial reconnaissance approximately 18 miles southwest of Da Nang disclosed a possible rocket position oriented toward Da Nang. Two hours after the initial observation, a second flight found the site completely camouflaged. US aircraft attacked the area, but no damage assessment could be made. [redacted] this

is the location of North Vietnamese infantry and rocket units which have recently infiltrated into South Vietnam through the A Shau Valley.

Operation MALHEUR II Ends

5. Three battalions of the US 101st Airborne Brigade report killing nearly 500 enemy in seven-week-long Operation MALHEUR II in Quang Ngai Province. US casualties in the operation, which ended on 1 August, were 30 killed and 260 wounded.

2 August 1967

I-1

25X1

6. MALHEUR II was the second and final phase of an operation aimed at disrupting an anticipated summer offensive by the North Vietnamese Army's 3rd Division against a network of allied Special Forces camps and South Vietnamese district headquarters in southeastern Quang Ngai.

7. There have been indications that the operation was successful in keeping the 3rd Division off balance. Several reports have suggested that the 3rd has been unable to support local Viet Cong forces in Quang Ngai and that a number of these local units have been forced to convert from infantry to sapper units. Also, the two abortive enemy attempts this year at seaborne infiltration of weapons and ammunition into southern I Corps--despite the high risk involved--indicate that enemy forces in the area may be unusually short of combat supplies. Prisoner interrogations have also suggested an ammunition shortage. Finally, MACV estimates that, at the present time, only six enemy battalions in Quang Ngai are combat effective and that these will probably attempt to avoid large allied units.

Weekly Review of South Vietnam Battle Statistics

8. The week of 23-29 July compared with the week of 16-22 July:

I. Viet Cong Incidents

	<u>16-22 July</u>	<u>23-29 July</u>
Attacks	48	33
Battalion or larger.....	3	1
Small Unit.....	45	32
Harassment	338	348
Terrorism	36	36
Sabotage	52	42
Propaganda	20	9
Antiaircraft	<u>174</u>	<u>169</u>
TOTAL INCIDENTS	668	637

2 August 1967

25X1

II. Casualties

	<u>VC/NVA</u>		<u>GVN</u>	
	<u>16-22 July</u>	<u>23-29 July</u>	<u>16-22 July</u>	<u>23-29 July</u>
Killed	1,702	1,399	175	61
Wounded	-----	-----	499	287
Missing/ Captured	-----	-----	<u>33</u>	<u>12</u>
TOTALS	1,702	1,399	707	360

	<u>US</u>		<u>FREE WORLD</u>	
	<u>16-22 July</u>	<u>23-29 July</u>	<u>16-22 July</u>	<u>23-29 July</u>
Killed	164	114	16	30
Wounded	1,442	893	34	45
Missing/ Captured	-----	---	<u>1</u>	<u>--</u>
TOTALS	1,606	1,007	51	75

III. Weapons Captured

	<u>VC/NVA</u>		<u>GVN</u>	
	<u>16-22 July</u>	<u>23-29 July</u>	<u>16-22 July</u>	<u>23-29 July</u>
Individual	370	Not	143	118
Crew-Served	<u>55</u>	Reported	<u>4</u>	<u>6</u>
TOTALS	425		147	124

2 August 1967

II. POLITICAL DEVELOPMENTS IN SOUTH VIETNAM

1. The official campaign for the presidential and senatorial elections opens on 3 August. The All Vietnam Bloc, Premier Ky's national political "front" of various parties and religious groups, is scheduled the same day to open a convention in Saigon of representatives from throughout the country.

2. In the meantime, Chief of State Thieu's reported approval of a new charter submitted by the moderate wing of the Unified Buddhist Association (UBA) has provoked a letter of criticism from the militant Buddhists, according to press reports. The letter reportedly says Thieu is attempting to "sabotage the unity of the Buddhist movement" by invalidating the existing statute of the UBA and substituting a new one.

3. This criticism of Thieu follows [redacted]

25X1

25X1

[redacted] a series of meetings in Saigon involving some 400 country-wide representatives. They are trying to fix on a policy toward the various presidential candidates.

25X1

[redacted] have not provided any clear indication as to which way the militants will turn other than to suggest that they will not make an issue of the Provisional National Assembly's rejection of the presidential candidacy of their reported favorite, "Big" Minh. There has been some question whether the militants will adopt any open position with regard to the elections after the failure of their boycott against last year's Constituent Assembly election. Their letter of protest in reaction to Thieu's apparent political move to woo Thich Tam Chau's moderate faction of the church, however, could foreshadow a public campaign by the militant Buddhists against the Thieu-Ky ticket.

4. Which candidate the militant Buddhists might support, is not clear, but it would probably be either Tran Van Huong or Phan Khac Suu. If press reports from Bangkok that "Big" Minh is now openly endorsing Huong's candidacy are correct, Thich Tri Quang and his entourage might well follow suit. [redacted]

25X1

X1 25X1

[redacted] is also trying to line up the militant Buddhist vote, which he estimates at approximately 400,000 as opposed to an estimated 60,000 voters favoring the moderate faction.

II-1

2 August 1967

25X1

25X1

Approved For Release 2004/08/17 : CIA-RDP79T00826A002400490001-6

Approved For Release 2004/08/17 : CIA-RDP79T00826A002400490001-6

INFILTRATION TOTALS SINCE 1 OCT. 1965

Based on MACV holdings as of 31 July 1967

		ACCEPTED			POSSIBLE	MONTHLY TOTALS
		CONFIRMED	PROBABLE	TOTAL		
1965	October	7,000	-	7,000	200	7,200
	November	3,300	-	3,300	1,000	4,300
	December	200	400	600	700	1,300
1966	January	4,200	1,800	6,000	3,000	9,000
	February	6,700	2,400	9,100	2,100	11,200
	March	11,700	1,400	13,100	3,600	16,700
	April	100	500	600	600	1,200
	May	900	900	1,800	3,500	5,300
	June	12,100	900	13,000	1,700	14,700
	July	3,300	1,100	4,400	4,400	8,800
	August	1,800	400	2,200	3,000	5,200
	September	1,400	700	2,100	600	2,700
	October	100	600	700	4,600	5,300
	November	500	-	500	600	1,100
	December	800	200	1,000	2,500	3,500
1967	January	900	100	1,000	1,700	2,700
	February	900	1,200	2,100	900	3,000
	March	2,900	100	3,000	4,700	7,700
	April	2,800	900	3,700	400	4,100
	May	500	400	900	500	1,400
	June	-	-	-	-	-
	July	-	-	-	-	-
TOTALS		62,100	14,000	76,100	40,300	116,400

MONTHLY AVERAGE (1 OCT 1965-31 JULY 1967)

ACCEPTED: CONFIRMED AND PROBABLE 4150

TOTAL ACCEPTED AND POSSIBLE 6250

ACCEPTED INFILTRATION: Those NVA personnel, groups, and units which have entered South Vietnam and are carried in the confirmed or probable categories.

CONFIRMED: A confirmed infiltration unit/group is one which is accepted in South Vietnam on the basis of information provided by a minimum of two POWs or returnees (Hoi Chanh) from the unit/group, or two captured documents from the unit, or a combination of personnel and documents.

PROBABLE: A probable infiltration unit/group is one which is accepted in South Vietnam on the basis of information provided by one POW or returnee (Hoi Chanh) from the unit/group, or a captured document, supported by information from other sources which can be evaluated as probably true.

POSSIBLE INFILTRATION: A possible infiltration unit/group is one which may be in South Vietnam on the basis of information which can be evaluated as possibly true even though no POW, returnee (Hoi Chanh), or document is available to verify the reports.

NOTE: In addition to the infiltrators which fall into the above infiltration categories, other units or groups have been mentioned in agent reports, captured documents, interrogation reports and sightings by friendly forces, but the information is insufficient to warrant inclusion of these units or groups in any of the above categories.

MONTH OF INFILTRATION: The month established as the date an infiltration unit/group crosses the international border into South Vietnam for the first time.

25X1

Approved For Release 2004/08/17 : CIA-RDP79T00826A002400490001-6

III. MILITARY DEVELOPMENTS IN NORTH VIETNAM

1. MACV reports that 18,900 North Vietnamese troops have been detected after infiltrating into South Vietnam during the first seven months of 1967. Of these, 8,000 are listed as confirmed, 2,700 as probable, and 8,200 as possible. Moreover, there are indications [REDACTED]

25X1

[REDACTED]
which suggest that additional large-scale infiltration has taken place into the I, II, and III Corps areas during this period.

2. The bulk of this year's infiltrators are believed to have been replacements for various Viet Cong and North Vietnamese Army units. It is difficult to detect the presence of these personnel because they join established Communist units. In many cases, it may be as long as six months before they show up in MACV's infiltration statistics.

3. If average infiltration is computed for the period 1 October 1965 through 31 January 1967 (the period for which the data is considered to be relatively complete) the figures show approximately 4,150 men per month for the accepted category, and approximately 6,250 men per month for the accepted and possible categories together.

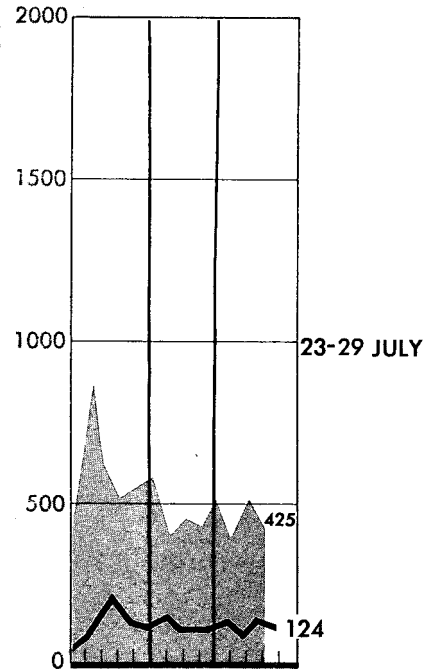
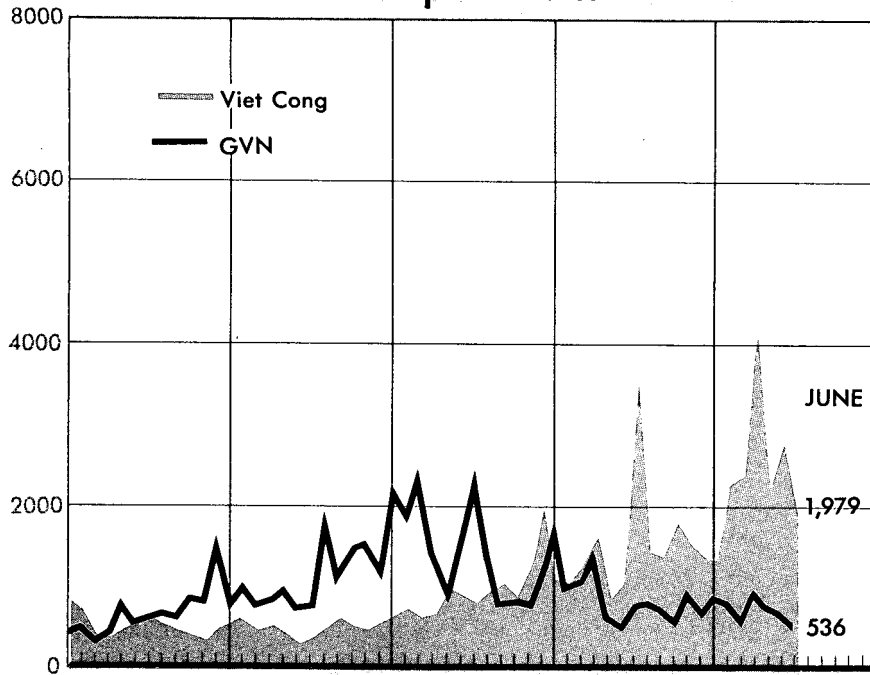
2 August 1967

III-1

25X1

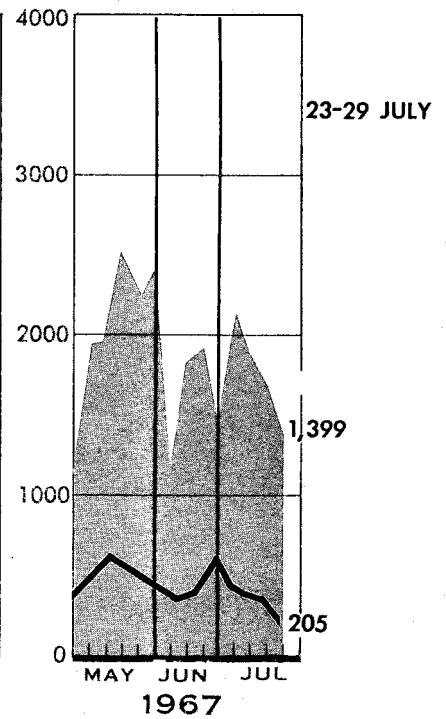
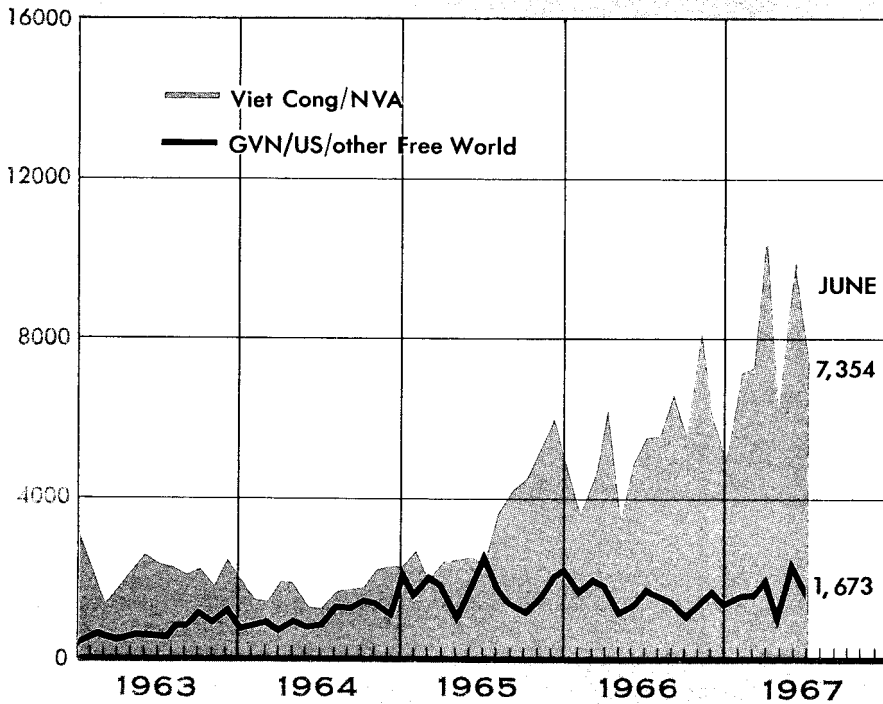
Approved For Release 2004/08/17 : CIA-RDP79T00826A002400490001-6

Weapons Losses



Personnel Losses

(Killed only)*

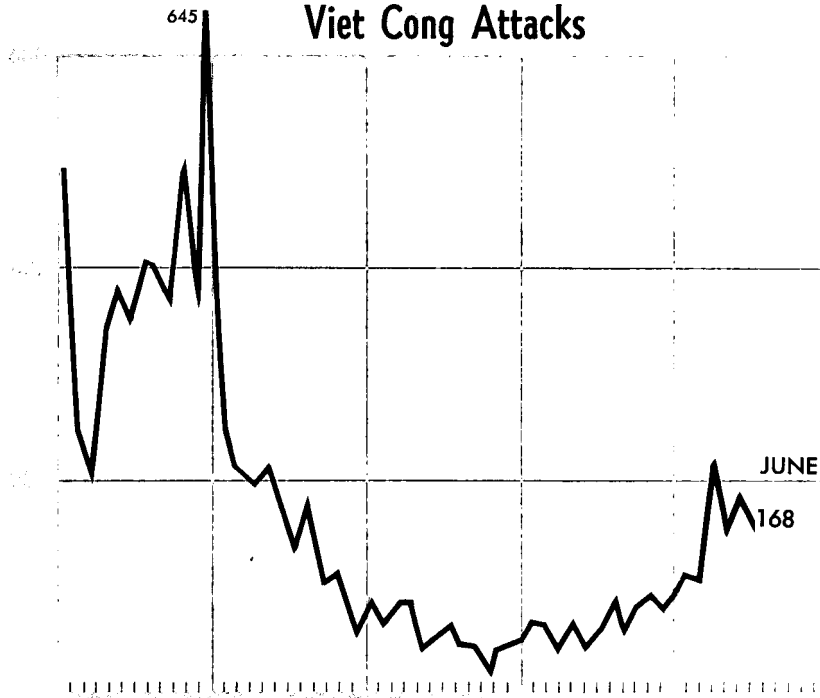


US Casualties to Date: Killed 12,269 Wounded 74,718 Captured 192 Missing 489


*Due to a change in the reporting of personnel losses, beginning 12 February 1967, the weekly and monthly figure will represent only personnel killed.



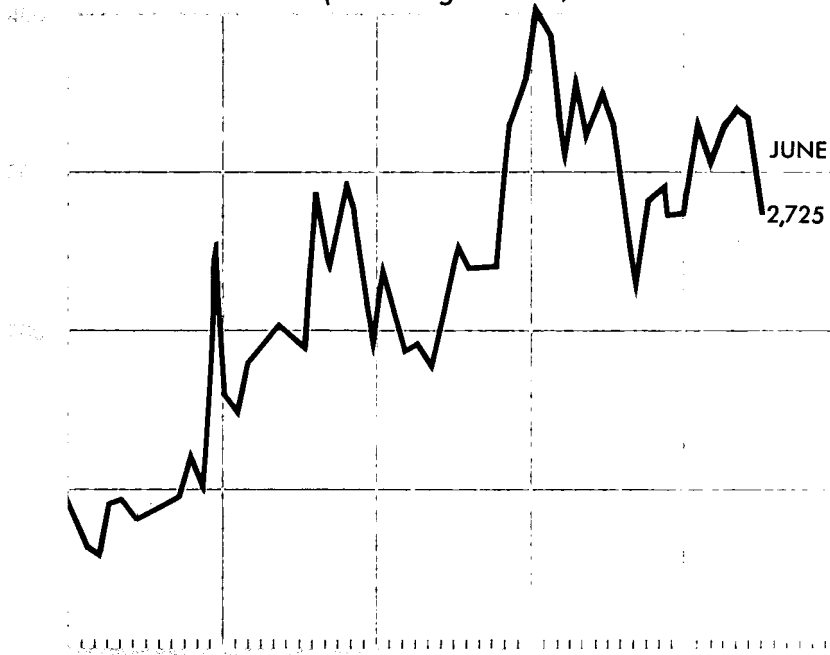
Viet Cong Attacks



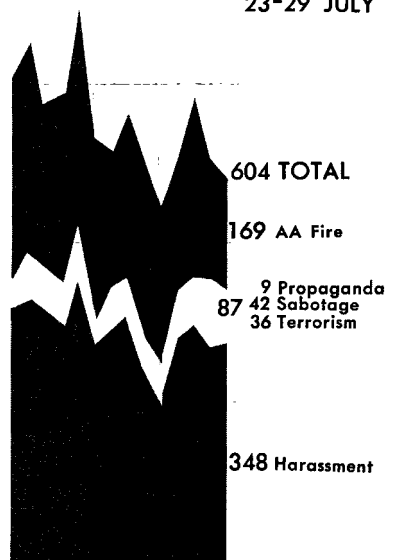
23-29 JULY



Viet Cong Incidents (Excluding Attacks)



23-29 JULY



South Vietnamese and Viet Cong Casualties and
Weapons Losses: 1962 - 30 June 1967

1. General Statistical Data:

Time Period	Viet Cong Incidents	Killed in Action		Wounded in Action		Captured or Missing		Total Casualties		Weapons Losses	
		GVN	VC	GVN	VC	GVN	VC	GVN	VC	GVN	VC
1962	1825	299	1294	475	212	116	390	890	1896	-	-
Jan 1963	927	453	1754	908	318	102	379	1463	2451	457	683
1964	1770	343	1223	913	-	555	240	1811	1463	917	532
1965	2206	904	2203	1938	-	471	565	3313	2768	1700	711
1966	3914	747	2648	1557	-	450	588	2754	3236	935	979
1967	3369	887	6064	2036	-	166	-	3089	--	738	2360
1962	1460	244	1205	300	316	124	353	668	1874	-	-
Feb 1963	788	379	1082	656	303	82	292	1117	1677	253	399
1964	2078	374	1055	916	-	303	289	1593	1344	708	471
1965	1982	880	1564	1840	-	1394	309	4114	1873	2454	620
1966	3100	1015	4727	2095	-	477	508	3587	5235	1076	1219
1967	3183	771	7341	2125	-	154	-	3050	--	532	2395
1962	1961	523	1456	737	551	140	523	1400	2530	-	-
Mar 1963	1282	410	1443	851	368	66	222	1327	2033	467	367
1964	2160	439	1456	1249	-	345	531	2033	1987	814	532
1965	2056	751	2022	1633	-	720	394	3104	2416	1442	698
1966	3670	938	5685	1961	-	466	604	3365	6289	1393	1632
1967	3379	1718	10313	2786	-	468	-	4372	10313	984	4215
1962	1933	387	1596	532	292	151	415	1070	2303	-	-
Apr 1963	1331	506	1660	878	256	96	388	1440	2304	797	468
1964	2284	594	1671	1584	-	398	245	2576	1916	990	424
1965	1860	591	1909	1650	-	232	529	2473	2438	757	973
1966	3190	573	2818	1522	-	121	483	2216	3301	594	829
1967	3494	935	6227	2490	-	134	-	3559	--	725	2118
1962	1825	390	1756	509	352	94	524	993	2632	-	-
May 1963	1208	435	1895	889	295	94	695	1418	2885	463	564
1964	2143	458	1135	987	-	202	242	1647	1377	723	281
1965	2263	1049	1975	2143	-	873	548	4065	2523	1701	831
1966	3566	661	4239	1454	-	196	652	2311	4891	493	1087
1967	3571	1026	9808	2830	-	148	-	4006	9808	646	2781
1962	1477	325	1666	613	413	77	441	1015	2520	-	-
Jun 1963	1311	389	1863	772	310	90	437	1251	2609	580	394
1964	2062	494	1005	1145	-	313	230	1952	1235	718	387
1965	2597	1211	2208	1920	-	1260	189	4391	2397	2387	793
1966	3359	860	4815	1800	-	183	752	2843	5567	735	3761
1967	2893	771	7354	2118	-	139	-	3028	7354	536	1979
1962	1564	384	1544	686	424	212	542	1282	2510	-	-
Jul 1963	1368	529	1918	1071	372	306	387	1906	2677	663	374
1964	3045	900	1427	1812	-	510	219	3222	1646	1889	447
1965	2520	1160	2980	1591	-	540	580	3425	3560	1375	882
1966	2844	862	5532	1638	-	242	414	2742	5946	744	1483

Time Period	Viet Cong Incidents	Killed in Action		Wounded in Action		Captured or Missing		Total Casualties		Weapons Losses	
		GVN	VC	GVN	VC	GVN	VC	GVN	VC	GVN	VC
Aug 1962	1642	377	2271	626	367	63	669	1066	3307	-	-
1963	1349	411	1685	804	237	352	482	1567	2404	637	428
1964	2580	721	1449	1612	-	478	282	2811	1731	1106	619
1965	2498	808	3624	1945	-	287	606	3040	4230	705	1074
1966	2401	722	5857	1491	-	209	924	2422	6781	654	1298
Sep 1962	1375	419	2218	646	365	59	446	1124	3029	-	-
1963	1763	672	1982	1155	234	566	347	2393	2563	878	389
1964	3091	819	1187	1759	-	737	230	3315	1417	1465	525
1965	2473	655	3485	1724	-	266	838	2645	4323	778	838
1966	2864	566	4447	1554	-	185	839	2305	5286	426	1580
Oct 1962	1357	365	1967	619	286	64	373	1048	2626	-	-
1963	1422	428	1520	989	244	398	236	1815	2000	753	330
1964	2827	739	1617	1583	-	693	576	3015	2193	1510	482
1965	3330	961	3874	2416	-	225	660	3602	4534	762	1013
1966	2923	906	5665	2118	-	216	2438	3240	8103	851	1977
Nov 1962	1311	410	1982	834	368	92	561	1336	2911	-	-
1963	3182	664	2333	1554	373	665	252	2883	2958	1595	455
1964	1982	574	1747	1404	-	410	570	2388	2317	1104	515
1965	3638	1034	5516	2056	-	520	592	3610	6108	1126	2164
1966	2778	804	5227	1933	-	200	816	2937	6043	650	1423
Dec 1962	1346	294	2203	618	289	78	463	990	2955	-	-
1963	1921	389	1440	961	191	320	190	1670	1821	724	546
1964	2504	1002	1813	2053	-	1092	503	4147	2316	2111	666
1965	4106	1239	4076	2262	-	926	516	4427	4592	1728	1158
1966	2837	815	3864	1851	-	338	701	3004	4565	830	1338

Composite Annual Totals

Time Period	VC Incidents	KIA		WIA		Captured or Missing		Total Casualties		Weapons Losses	
		GVN	VC	GVN	VC	GVN	VC	GVN	VC	VC	GVN
1962	19076	4417	21158	7195	4235	1270	5700	12882	31093	5195	4049*
1963	17852	5665	20575	11488	3501	3137	4307	20290	28383	8267	5397
1964	28526	7457	16785	17017	-	6036	4157	30510	20942	14055	5881
1965	31529	11243	35436	23118	-	7848	6326	42209	41762	16915	11755
1966	37446	9469	55524	20974	-	3283	9719	33726	65243	9381	18606
**1967	19899	5508	46147	14385	-	1209	--	21102	--	4161	15459

*Monthly data unavailable for 1962 Weapons Losses.

**Through 30 June 1967

2. Viet Cong Incidents: 1962 - 30 June 1967

Time Period	Viet Cong Incidents	A T T A C K S			Harassment & Terrorism	Sabotage	Propaganda	Anti-Aircraft
		Small Unit	Bn. Size or Larger	Total				
1962	1825	549	0	549	839	180	257	-
Jan 1963	927	250	2	252	447	49	179	-
1964	1770	220	3	223	1244	129	174	-
1965	2206	62	1	63	1489	272	170	212
1966	3914	65	5	70	2490	312	299	743
1967	3369	141	1	142	1772	70	128	1257
1962	1460	500	0	500	613	137	210	-
Feb 1963	788	194	1	195	433	69	91	-
1964	2078	214	3	217	1389	210	271	-
1965	1982	79	3	82	1411	267	91	131
1966	3100	60	9	69	1829	201	172	829
1967	3183	115	2	117	1499	39	76	1452
1962	1961	588	0	588	660	290	423	-
Mar 1963	1282	344	0	344	653	131	154	-
1964	2160	202	1	203	1632	158	167	-
1965	2056	83	3	86	1476	240	90	164
1966	3670	42	10	52	2332	212	154	920
1967	3379	212	7	219	1844	50	45	1221
1962	1933	497	0	497	1024	220	192	-
Apr 1963	1331	380	3	383	688	105	155	-
1964	2284	217	3	220	1738	169	157	-
1965	1860	39	4	43	1407	149	96	165
1966	3190	68	9	77	2238	252	110	513
1967	3494	155	7	162	1992	67	109	1164
1962	1825	518	0	528	892	154	251	-
May 1963	1208	357	0	357	608	93	150	-
1964	2143	173	2	175	418	217	140	193
1965	2263	47	11	58	1558	365	115	170
1966	3566	46	7	53	2552	295	106	560
1967	3571	189	4	193	1985	74	59	1260
1962	1477	362	0	362	736	157	222	-
Jun 1963	1311	409	1	410	652	107	142	-
1964	2062	138	2	140	1390	176	162	194
1965	2597	63	6	69	1784	469	103	172
1966	3359	57	11	68	2382	211	110	588
1967	2893	166	2	168	1557	72	44	1052
1962	1564	447	1	448	735	158	223	-
Jul 1963	1368	416	1	407	698	80	183	-
1964	3045	178	7	185	2132	286	224	218
1965	2520	42	6	48	1706	400	154	212
1966	2844	91	0	91	1906	200	86	561

25X1

Time Period	Viet Cong Incidents	A T T A C K S			Harassment & Terrorism	Sabotage	Propa- ganda	Anti- Aircraft
		Small Unit	Bn. Size or Larger	Total				
Aug 1962	1642	378	0	378	885	146	233	-
1963	1349	367	1	368	647	113	221	-
1964	2580	110	3	113	1775	315	173	204
1965	2498	47	5	52	1597	349	200	300
1966	2401	59	5	64	1752	113	87	385
Sep 1962	1375	391	0	391	624	178	182	-
1963	1763	500	3	503	889	164	207	-
1964	3091	114	4	118	1938	482	178	375
1965	2473	26	5	31	1530	278	185	449
1966	2864	84	2	86	1972	90	115	601
Oct 1962	1357	418	1	419	583	189	166	-
1963	1422	365	0	365	802	105	150	-
1964	2827	77	6	83	1790	480	197	277
1965	3330	32	12	44	1969	415	198	704
1966	2923	119	2	121	1749	103	81	869
Nov 1962	1311	418	3	421	614	144	132	-
1963	3182	642	3	645	1990	269	278	-
1964	1982	59	1	60	1391	247	109	175
1965	3638	42	10	52	2234	486	255	611
1966	2778	84	2	86	1701	125	72	794
Dec 1962	1346	383	1	384	670	107	185	-
1963	1921	261	0	261	1298	111	251	-
1964	2504	90	6	96	1719	318	128	243
1965	4106	50	7	57	2572	442	317	718
1966	2837	97	4	101	1761	98	112	765

Composite Annual Totals

1962	19076	5459	6	5465	8875	2060	2676	No Data
1963	17852	4475	15	4490	9805	1396	2161	No Data
1964	28526	1792	41	1833	19556	3178	2080	1879
1965	31529	612	73	685	20730	4132	1974	4008
1966	37446	872	66	938	24664	2212	1504	8128
*1967	19899	978	23	1001	10649	372	461	7406

*Through 30 June 1967

25X1