


75

**Top Secret**



25X1



# MEMORANDUM

DIRECTORATE OF  
INTELLIGENCE


## *The Situation in Vietnam*

State Department review completed

**Top Secret**

111

22 March 1967



25X1

25X1

Approved For Release 2005/06/01 : CIA-RDP79T00826A001700010075-5

Approved For Release 2005/06/01 : CIA-RDP79T00826A001700010075-5

Information as of 1600

22 March 1967

HIGHLIGHTS

Intensified Communist resistance has been encountered by allied operations in the coastal lowlands and western highlands of II Corps, and in Long Khanh Province northeast of Saigon.

I. The Military Situation in South Vietnam: Recently intensified Communist aggressiveness against allied operations in northern Quang Tri Province and War Zone "C" has been paralleled by intensified resistance to allied operations in the coastal lowlands and western highlands of II Corps, and in Long Khanh Province northeast of Saigon (Paras. 1-5). Allied and enemy casualty totals reached record highs for the week 12-18 March--Weekly Review of South Vietnamese Battle Statistics (Paras. 6-8).

II. Political Developments in South Vietnam: The militant Buddhist clerics have appealed to several world leaders for at least a day-long ceasefire on 23 May, Buddha's birthday (Paras. 1-2).

III. Military Developments in North Vietnam: There is nothing of significance to report.

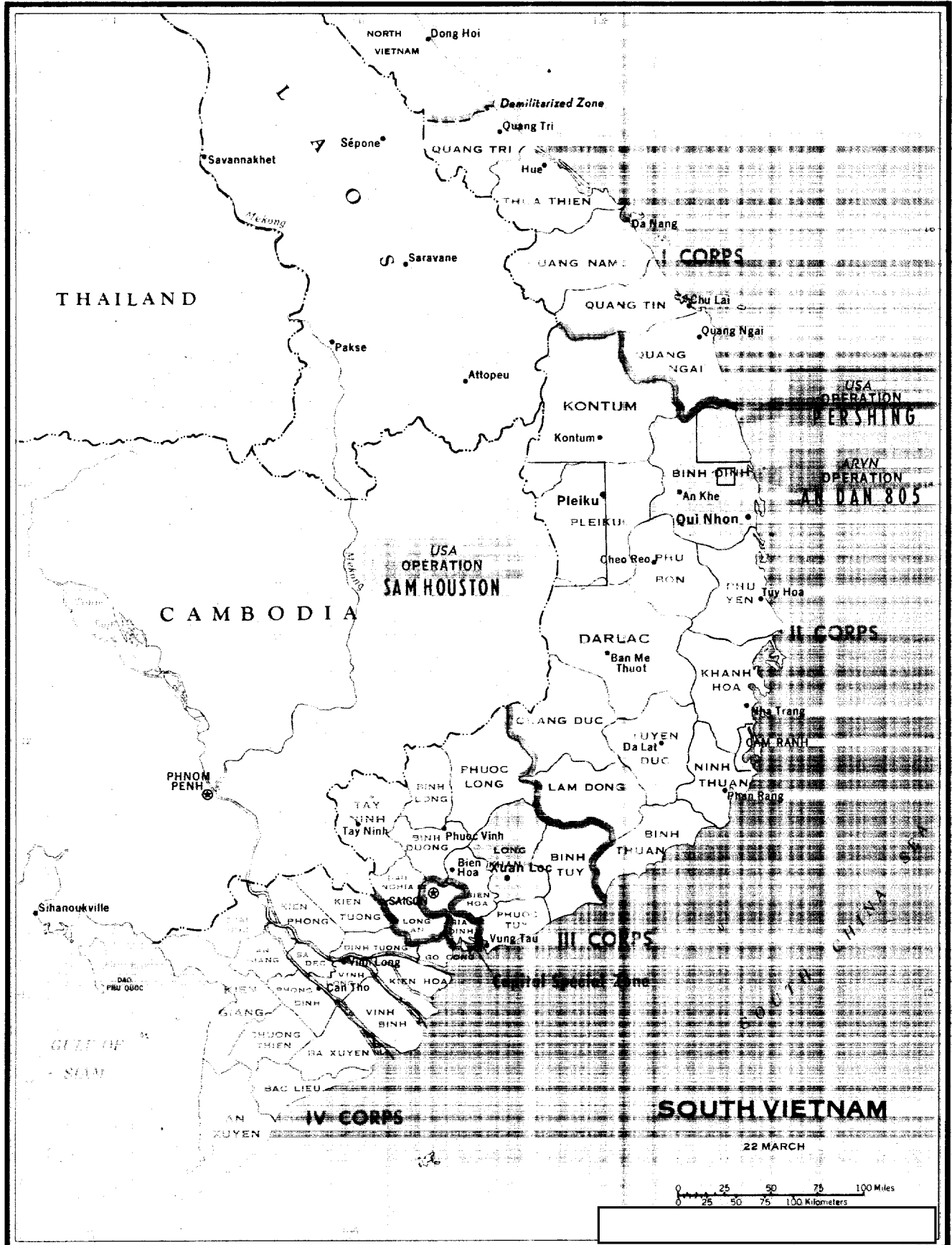
IV. Other Communist Military Developments: There is nothing of significance to report.

V. Communist Political Developments: Nguyen Huu Tho once again described as Front chairman (Para. 1).

ANNEX:

South Vietnamese and Viet Cong Casualties  
And Weapons Losses - 1962 to 28 Feb 1967:

- General Statistical Data
- Composite Annual Totals
- Viet Cong Incidents



I. THE MILITARY SITUATION IN SOUTH VIETNAM

1. Viet Cong/North Vietnamese Army (NVA) forces are continuing to intensify their resistance to large-scale allied sweep operations in widespread areas of South Vietnam.

2. In Binh Dinh Province, elements of the US 1st Air Cavalry Division and a Communist force possibly of battalion size engaged in a two-day running battle 32 miles north-northwest of Qui Nhon during 20-21 March. According to preliminary casualty reports, 78 enemy troops were killed, raising cumulative Viet Cong/NVA losses in the six-week long Operation PERSHING to 819 killed and 122 captured. US losses in the 20-21 March battle totaled 14 killed, 40 wounded, and eight missing.

3. Elsewhere in Binh Dinh Province, a reinforced battalion of the 18th Regiment/NVA 3rd Division on 21 March engaged an ARVN battalion conducting search-and-destroy Operation AN DAN 805 approximately 28 miles north-northwest of Qui Nhon. Thirty-six Communist soldiers were killed in the eight-hour fire fight, in contrast to ARVN losses of seven killed and 27 wounded.

4. In the western highlands, company-strength elements of the US 4th Infantry Division participating in Cambodian border surveillance Operation SAM HOUSTON fought estimated NVA companies in separate actions 35 miles northwest and southwest of Pleiku city on 21 March. Combined US losses totaled 21 killed, 59 wounded, and three missing. Enemy losses were unknown.

5. Northeast of Saigon, an estimated Viet Cong battalion on 21 March ambushed an ARVN infantry company on a road-clearing mission 10 miles east of Xuan Loc, the capital of Long Khanh Province. Thirty-four government regulars were killed, 19 wounded, and two missing, against unknown enemy losses. A reaction

22 March 1967

I-1

force from the US 11th Armored Cavalry Regiment was subsequently dispatched as reinforcements, but failed to re-establish contact with the attackers. Elements of the Viet Cong 274th Regiment/Viet Cong 5th Light Infantry Division have maintained an attack posture in the Xuan Loc area for the past several weeks.

Weekly Review of South Vietnam Battle Statistics

6. The number of enemy killed for the last week was reported as 2,675, the highest weekly total to date.

7. American casualties in South Vietnam also reached the highest weekly total last week. For the week 12-18 March, 211 Americans were reported killed and another 1,869 wounded. The step up in enemy aggressiveness throughout the country is also evidenced by the high number of South Vietnamese casualties reported--1,226. Many of these can be attributed to the increase in most categories of enemy-initiated incidents in addition to enemy attacks.

8. The week of 12-18 March compared with the week of 5-11 March.

I. Viet Cong Incidents

	<u>5-11 March</u>	<u>12-18 March</u>
Attacks	54	61
Regimental. . . . .	0	0
Company . . . . .	2	1
Harassment	370	442
Terrorism	22	28
Sabotage	12	12
Propaganda	6	10
Antiaircraft	<u>229</u>	<u>231</u>
TOTAL INCIDENTS	693	784

22 March 1967

II. Casualties

	VC/NVA		GVN	
	5-11 Mar	12-18 Mar	5-11 Mar	12-18 Mar
Killed	1,407	2,675	263	357
Wounded	-----	-----	593	752
Missing/ Captured	_____*	_____*	101	117
TOTALS	1,407	2,675	957	1,226

	US		FREE WORLD	
	5-11 Mar	12-18 Mar	5-11 Mar	12-18 Mar
Killed	175	211	Not	5
Wounded	892	1,869	Reported	32
Missing/ Captured	_____0	_____0		0
TOTALS	1,067	2,080		37

III. Weapons Captured

	VC/NVA		GVN	
	5-11 Mar	12-18 Mar	5-11 Mar	12-18 Mar
Individual	587	Not	273	340
Crew-Served	36	Reported	7	10
TOTALS	623		280	350

\*Field reporting of enemy captured figures is now based on a monthly count of POWs held in POW camps. Figures for enemy captured will thus be incorporated in the monthly "Personnel Losses" chart which appears in the Situation in South Vietnam.

22 March 1967

II. POLITICAL DEVELOPMENTS IN SOUTH VIETNAM

1. The leading bonzes aligned with the militant Buddhist faction have sent letters simultaneously to all factions in the Vietnam war as well as several world leaders requesting a cease-fire on the occasion of Buddha's birthday on 23 May, according to the US Embassy. In the first display of cooperation in some time between the militant and moderate Buddhist factions, progovernment bonze Thich Tam Chau issued a communiqué along the same lines, apparently because of its appeal to international Buddhist movements.

2. Similar requests in connection with Buddha's birthday have been raised by Buddhist leaders in the past. However, there have been recent rumors that the militant Buddhists may hope to make political capital of the peace theme.

[redacted] the present  
cease-fire request is the beginning of a three-part plan conceived by militant monk Thich Tri Quang in hopes of achieving a permanent cease-fire. If the request were honored, Tri Quang would eventually offer to serve as a mediator between the opposing sides in the war.

22 March 1967

II-1



Approved For Release 2005/06/01 : CIA-RDP79T00826A001700010075-5

III. MILITARY DEVELOPMENTS IN NORTH VIETNAM

1. There is nothing of significance to report.

IV. OTHER COMMUNIST MILITARY DEVELOPMENTS

1. There is nothing of significance to report.

22 March 1967

III-IV - 1

Approved For Release 2005/06/01 : CIA-RDP79T00826A001700010075-5

V. COMMUNIST POLITICAL DEVELOPMENTS

Nguyen Huu Tho Described as Front Chairman

1. The NFLSV's Liberation Radio on 19 March broadcast a speech celebrating "Anti-US National Day" by Nguyen Huu Tho, who was described by his title "Chairman of the South Vietnam National Liberation Front," the post he has occupied since March 1962. This was the third reference to Tho as chairman of the Front in the Communist press in recent days and offers conclusive evidence that reports emanating from Saigon in early March to the effect that he had been replaced by Front Secretary General Huynh Tan Phat were incorrect.

22 March 1967

V-1



South Vietnamese and Viet Cong Casualties and  
Weapons Losses: 1962 - 28 February 1967

1. General Statistical Data:

Time Period	Viet Cong Incidents	Killed in Action		Wounded in Action		Captured or Missing		Total Casualties		Weapons Losses		
		GVN	VC	GVN	VC	GVN	VC	GVN	VC	GVN	VC	
Jan	1962	1825	299	1294	475	212	116	390	890	1896	-	-
	1963	927	453	1754	908	318	102	379	1463	2451	457	683
	1964	1770	343	1223	913	-	555	240	1811	1463	917	532
	1965	2206	904	2203	1938	-	471	565	3313	2768	1700	711
	1966	3914	747	2648	1557	-	450	588	2754	3236	935	979
	1967	3369	887	6064	2036	-	166	-	3089	--	738	2360
Feb	1962	1460	244	1205	300	316	124	353	668	1874	-	-
	1963	788	379	1082	656	303	82	292	1117	1677	253	399
	1964	2078	374	1055	916	-	303	289	1593	1344	708	471
	1965	1982	880	1564	1840	-	1394	309	4114	1873	2454	620
	1966	3100	1015	4727	2095	-	477	508	3587	5235	1076	1219
	1967	3183	771	7341	2125	-	154	-	3050	--	532	2395
Mar	1962	1961	523	1456	737	551	140	523	1400	2530	-	-
	1963	1282	410	1443	851	368	66	222	1327	2033	467	367
	1964	2160	439	1456	1249	-	345	531	2033	1987	814	532
	1965	2056	751	2022	1633	-	720	394	3104	2416	1442	698
	1966	3670	938	5685	1961	-	466	604	3365	6289	1393	1632
Apr	1962	1933	387	1596	532	292	151	415	1070	2303	-	-
	1963	1331	506	1660	878	256	96	388	1440	2304	797	468
	1964	2284	594	1671	1584	-	398	245	2576	1916	990	424
	1965	1860	591	1909	1650	-	232	529	2473	2438	757	973
	1966	3190	573	2818	1522	-	121	483	2216	3301	594	829
May	1962	1825	390	1756	509	352	94	524	993	2632	-	-
	1963	1208	435	1895	889	295	94	695	1418	2885	463	564
	1964	2143	458	1135	987	-	202	242	1647	1377	723	281
	1965	2263	1049	1975	2143	-	873	548	4065	2523	1701	831
	1966	3566	661	4239	1454	-	196	652	2311	4891	493	1087
Jun	1962	1477	325	1666	613	413	77	441	1015	2520	-	-
	1963	1311	389	1863	772	310	90	437	1251	2609	580	394
	1964	2062	494	1005	1145	-	313	230	1952	1235	718	387
	1965	2597	1211	2208	1920	-	1260	189	4391	2397	2387	793
	1966	3359	860	4815	1800	-	183	752	2843	5567	735	3761
Jul	1962	1564	384	1544	686	424	212	542	1282	2510	-	-
	1963	1368	529	1918	1071	372	306	387	1906	2677	663	374
	1964	3045	900	1427	1812	-	510	219	3222	1646	1889	447
	1965	2520	1160	2980	1591	-	540	580	3425	3560	1375	882
	1966	2844	862	5532	1638	-	242	414	2742	5946	744	1483



25X1

Time Period	Viet Cong Incidents	Killed in Action		Wounded in Action		Captured or Missing		Total Casualties		Weapons Losses		
		GVN	VC	GVN	VC	GVN	VC	GVN	VC	GVN	VC	
Aug	1962	1642	377	2271	626	367	63	669	1066	3307	-	-
	1963	1349	411	1685	804	237	352	482	1567	2404	637	428
	1964	2580	721	1449	1612	-	478	282	2811	1731	1106	619
	1965	2498	808	3624	1945	-	287	606	3040	4230	705	1074
	1966	2401	722	5857	1491	-	209	924	2422	6781	654	1298
Sep	1962	1375	419	2218	646	365	59	446	1124	3029	-	-
	1963	1763	672	1982	1155	234	566	347	2393	2563	878	389
	1964	3091	819	1187	1759	-	737	230	3315	1417	1465	525
	1965	2473	655	3485	1724	-	266	838	2645	4323	778	838
	1966	2864	566	4447	1554	-	185	839	2305	5286	426	1580
Oct	1962	1357	365	1967	619	286	64	373	1048	2626	-	-
	1963	1422	428	1520	989	244	398	236	1815	2000	753	330
	1964	2827	739	1617	1583	-	693	576	3015	2193	1510	482
	1965	3330	961	3874	2416	-	225	660	3602	4534	762	1013
	1966	2923	906	5665	2118	-	216	2438	3240	8103	851	1977
Nov	1962	1311	410	1982	834	368	92	561	1336	2911	-	-
	1963	3182	664	2333	1554	373	665	252	2883	2958	1595	455
	1964	1982	574	1747	1404	-	410	570	2388	2317	1104	515
	1965	3638	1034	5516	2056	-	520	592	3610	6108	1126	2164
	1966	2778	804	5227	1933	-	200	816	2937	6043	650	1423
Dec	1962	1346	294	2203	618	289	78	463	990	2955	-	-
	1963	1921	389	1440	961	191	320	190	1670	1821	724	546
	1964	2504	1002	1813	2053	-	1092	503	4147	2316	2111	666
	1965	4106	1239	4076	2262	-	926	516	4427	4592	1728	1158
	1966	2837	815	3864	1851	-	338	701	3004	4565	830	1338

Composite Annual Totals

Time Period	VC Incidents	KIA		WIA		Captured or Missing		Total Casualties		Weapons Losses	
		GVN	VC	GVN	VC	GVN	VC	GVN	VC	GVN	VC
1962	19076	4417	21158	7195	4235	1270	5700	12882	31093	5195	4049*
1963	17852	5665	20575	11488	3501	3137	4307	20290	28383	8267	5397
1964	28526	7457	16785	17017	-	6036	4157	30510	20942	14055	5881
1965	31529	11243	35436	23118	-	7848	6326	42209	41762	16915	11755
1966	37446	9469	55524	20974	-	3283	9719	33726	65243	9381	18606
**1967	6572	1658	13405	4161	-	320	--	6139	---	1270	4755

\*Monthly data unavailable for 1962 Weapons Losses.  
 \*\*Through 28 February 1967

25X1

25X1




2. Viet Cong Incidents: 1962 - 28 February 1967

Time Period	Viet Cong Incidents	A T T A C K S				Harassment & Terrorism	Sabotage	Propa- ganda	Anti- Aircraft	
		Small- Scale	Co. Size	Bn. Size or Larger	Total					
Jan	1962	1825	528	21	0	549	839	180	257	-
	1963	927	242	8	2	252	447	49	179	-
	1964	1770	218	2	3	223	1244	129	174	-
	1965	2206	57	5	1	63	1489	272	170	212
	1966	3914	42	23	5	70	2490	312	299	743
	1967	3369	125	16	1	142	1772	70	128	1257
Feb	1962	1460	480	20	0	500	613	137	210	-
	1963	788	181	13	1	195	433	69	91	-
	1964	2078	211	3	3	217	1389	210	271	-
	1965	1982	73	6	3	82	1411	267	91	131
	1966	3100	50	10	9	69	1829	201	172	829
	1967	3183	115	-	2	117	1499	39	76	1452
Mar	1962	1961	561	27	0	588	660	290	423	-
	1963	1282	333	11	0	344	653	131	154	-
	1964	2160	198	4	1	203	1632	158	167	-
	1965	2056	80	3	3	86	1476	240	90	164
	1966	3670	32	10	10	52	2332	212	154	920
	1967	3183	115	-	2	117	1499	39	76	1452
Apr	1962	1933	470	27	0	497	1024	220	192	-
	1963	1331	371	9	3	383	688	105	155	-
	1964	2284	211	6	3	220	1738	169	157	-
	1965	1860	38	1	4	43	1407	149	96	165
	1966	3190	61	7	9	77	2238	252	110	513
	1967	3183	115	-	2	117	1499	39	76	1452
May	1962	1825	490	28	0	528	892	154	251	-
	1963	1208	344	13	0	357	608	93	150	-
	1964	2143	170	3	2	175	418	217	140	193
	1965	2263	40	7	11	58	1558	365	115	170
	1966	3566	37	9	7	53	2552	295	106	560
	1967	3183	115	-	2	117	1499	39	76	1452
Jun	1962	1477	339	23	0	362	736	157	222	-
	1963	1311	398	11	1	410	652	107	142	-
	1964	2062	128	10	2	140	1390	176	162	194
	1965	2597	62	1	6	69	1784	469	103	172
	1966	3359	47	10	11	68	2382	211	110	588
	1967	3183	115	-	2	117	1499	39	76	1452
Jul	1962	1564	437	10	1	448	735	158	223	-
	1963	1368	398	8	1	407	698	80	183	-
	1964	3045	166	12	7	185	2132	286	224	218
	1965	2520	42	0	6	48	1706	400	154	212
	1966	2844	91	0	0	91	1906	200	86	561
	1967	3183	115	-	2	117	1499	39	76	1452



25X1

25X1



Time Period	Viet Cong Incidents	A T T A C K S				Harassment & Terrorism	Sabotage	Propaganda	Anti-Aircraft	
		Small-Scale	Co. Size	Bn. Size and Larger	Total					
Aug	1962	1642	368	10	0	378	885	146	233	-
	1963	1349	356	11	1	368	647	113	221	-
	1964	2580	107	3	3	113	1775	315	173	204
	1965	2498	38	9	5	52	1597	349	200	300
	1966	2401	51	8	5	64	1752	113	87	385
Sep	1962	1375	382	9	0	391	624	178	182	-
	1963	1763	483	17	3	503	889	164	207	-
	1964	3091	110	4	4	118	1938	482	178	375
	1965	2473	19	7	5	31	1530	278	185	449
	1966	2864	78	6	2	86	1972	90	115	601
Oct	1962	1357	406	12	1	419	583	189	166	-
	1963	1422	359	6	0	365	802	105	150	-
	1964	2827	75	2	6	83	1790	480	197	277
	1965	3330	24	8	12	44	1969	415	198	704
	1966	2923	107	12	2	121	1749	103	81	869
Nov	1962	1311	411	7	3	421	614	144	132	-
	1963	3182	631	11	3	645	1990	269	278	-
	1964	1982	57	2	1	60	1391	247	109	175
	1965	3638	26	16	10	52	2234	486	255	611
	1966	2778	80	4	2	86	1701	125	72	794
Dec	1962	1346	375	8	1	384	670	107	185	-
	1963	1921	258	3	0	261	1298	111	251	-
	1964	2504	81	9	6	96	1719	318	128	243
	1965	4106	32	18	7	57	2572	442	317	718
	1966	2837	84	13	4	101	1761	98	112	765
Composite Annual Totals										
	1962	19076	5247	212	6	5465	8875	2060	2676	No Data
	1963	17852	4354	121	15	4490	9805	1396	2161	No Data
	1964	28526	1732	60	41	1833	19556	3178	2080	1879
	1965	31529	531	81	73	685	20730	4132	1974	4008
	1966	37446	760	112	66	938	24664	2212	1504	8128
	*1967	6552	240	-	3	259	3271	109	204	2709

\*Through 28 February 1967



25X1

25X1

**Top Secret**

Approved For Release 2005/06/01 : CIA-RDP79T00826A001700010075-5



**Top Secret**

Approved For Release 2005/06/01 : CIA-RDP79T00826A001700010075-5