


Request for Approval to Contract for the  
Design and Fabrication of a Dual Format  
Data Block Reader with Fairchild Space  
& Defense Systems Division at a Cost of  
 from FY-1972 R&D Funds.

STAT



**FAIRCHILD**  
SPACE AND DEFENSE SYSTEMS

*ED-CX-14*

SUBJECT: PAR to Contract for the Design & Fabrication of CLASS: TS  
 Declassified in Part - Sanitized Copy Approved for Release 2012/10/24 : S REC'D: 11  
 CIA-RDP79B00873A001800020093-2 W/PATTENT

| SOURCE: 100/1000      |         |                       | DATE DISSEM:          |         |                       | ATTACH:               |         |                       |
|-----------------------|---------|-----------------------|-----------------------|---------|-----------------------|-----------------------|---------|-----------------------|
| INTERNAL DISTRIBUTION | COPY NO | RECEIPT NO OR INITIAL | INTERNAL DISTRIBUTION | COPY NO | RECEIPT NO OR INITIAL | INTERNAL DISTRIBUTION | COPY NO | RECEIPT NO OR INITIAL |
| O/D/NPIC              | 7-8     |                       | SS/SC&PB              | 1       |                       | EXRAND                |         |                       |
| C/PPBS                | 11      |                       |                       |         |                       | TSSG/APSD             |         |                       |
| COMIREX               |         |                       | PSG                   |         |                       | TSSG/RED              | 10      |                       |
| TCO/NPIC              |         |                       | R & RD                |         |                       |                       |         |                       |
|                       |         |                       | R & RD/IB             |         |                       |                       |         |                       |
| IEG                   |         |                       | R & RD/IS             |         |                       | IAS                   |         |                       |
| IEG/PHD               |         |                       | R & RD/DB             |         |                       |                       |         |                       |
| IEG/OD                |         |                       | R & RD/GSB            |         |                       | NSA/LO                |         |                       |
| IEG/MSD               |         |                       | R & RD/TPDB           |         |                       | SPAD                  |         |                       |
| IEG/SD                |         |                       | AID                   |         |                       | DIAXX-4               |         |                       |

25X1  
 ACCESSION NUM 25X1  
 25X1  
 DATE TIME RECEIVED  
 25X1  
 IPFM 557 (11/69)  
 FRONT

Declassified in Part - Sanitized Copy Approved for Release 2012/10/24 :  
 CIA-RDP79B00873A001800020093-2 9 DESTROYED

| Declassified in Part - Sanitized Copy Approved for Release 2012/10/24 : CIA-RDP79B00873A001800020093-2 |     |  |           | COPY NO | RECEIPT NO | EXTERNAL              | COPY NO | RECEIPT NO OR INITIAL |
|--|-----|--|-----------|---------|------------|-----------------------|---------|-----------------------|
| TCO/CIA  |     |  | TCO/ORD   |         |            | TCO/INT               |         |                       |
| TCO/OEL  |     |  | TCO/ONE   |         |            | TCO/AEC               |         |                       |
| TCO/DDP  |     |  | TCO/DIA   |         |            | TCO/ACIC              |         |                       |
| TCO/OSA  |     |  | TCO/NIC   |         |            | TCO/AUTO.             |         |                       |
| TCO/ICRS   |     |  | TCO/AIR   |         |            | REC/CTR               |         |                       |
| SPEC/CTR   |     |  | TCO/NAVY  |         |            | FOREIGN DISSEMINATION |         |                       |
| TCO/IRS  |     |  | TCO/ARMY  |         |            |                       |         |                       |
| TCO/OBGI   |     |  | TCO/SAFUS |         |            |                       |         |                       |
| TSO/CIA  |     |  | TCO/ATC   |         |            |                       |         |                       |
| TCO/DDS & T  |     |  | TCO/E.OB  |         |            |                       |         |                       |
| CIA-C-MEM  |     |  | TCO/NSA   |         |            |                       |         |                       |
| TCO/DCI  | 2-6 |  | TCO/STATE |         |            |                       |         |                       |

25X1

IPFM 557 (11-69)  
BACK

UNCLASSIFIED  INTERNAL USE ONLY  CONFIDENTIAL  SECRET

### ROUTING AND RECORD SHEET

**SUBJECT:** (Optional) Request for Approval to Contract for the Design & Fabrication of a Dual Format Data Block Reader with Fairchild Space & Defense Systems Division at a Cost of [redacted] from FY-1972 R&D Funds 25X1

|  |                          |   |
|--|--------------------------|---|
| <b>FROM:</b><br>Director, NPIC<br>6N-212, [redacted] | <b>EXTENSION</b><br>3371 | <b>NO.</b><br>[redacted] <span style="float: right;">25X1</span>  |
|  |                          | <b>DATE</b><br>[redacted] <span style="float: right;">25X1</span> |

| TO: (Officer designation, room number, and building) | DATE     |           | OFFICER'S INITIALS | COMMENTS (Number each comment to show from whom to whom. Draw a line across column after each comment.) |      |
|--|----------|-----------|--------------------|---|------|
|  | RECEIVED | FORWARDED |                    |   |      |
| 1. NPIC/TSG<br>5S-468, [redacted]                    |          |           |                    | Review  | 25X1 |
| 2. NPIC/PPBS<br>6N-222, [redacted]                   |          |           |                    | Review  | 25X1 |
| 3. Exec. Director. NPIC<br>6N-212, [redacted]        |          |           |                    | Review  | 25X1 |
| 4. Deputy Director. NPIC<br>6N-212, [redacted]       |          |           |                    | Review  | 25X1 |
| 5. Director. NPIC<br>6N-212, [redacted]              |          |           |                    | Review & Approval   | 25X1 |
| 6. ADDI<br>7E-44, Hdq.                               |          |           |                    | Review & Concurrence  |      |
| 7. PPB<br>6E-08, Hdq.                                |          |           |                    | Review  |      |
| 8. Exec. Dir-Compt.<br>7D-59, Hdq.                   |          |           |                    | Review  |      |
| 9. DDCI<br>7D-5607, Hdq.                             |          |           |                    | Review & Approval   |      |
| 10.  |          |           |                    |   |      |
| 11. NPIC/ODir<br>6N-212, [redacted]                  |          |           |                    | After Approval  | 25X1 |
| 12. NPIC/SS<br>6N-214, [redacted]                    |          |           |                    | For Signature (2420)  |      |
| 13. NPIC/TSG<br>5S-468, [redacted]                   |          |           |                    | For logging   |      |
| 14. NPIC/TSG/RED<br>5S-457, [redacted]               |          |           |                    | For processing  | 25X1 |
| 15.  |          |           |                    |   |      |

**Page Denied**

Next 4 Page(s) In Document Denied

**REQUEST TO PROCUREMENT DIVISION FOR SERVICES**

(other than property or building maintenance and repairs)

|  |                              |  |   |
|--|------------------------------|--|---|
| OFFICE/DIV/BR<br><b>NPIC/TSG/RED/SDB</b> | REQUEST NO.<br><b>600601</b> | DATE OF REQUEST<br><b>30 July 1971</b> | I CERTIFY [ ] ESTIMATED AMOUNT OF [ ] ARE <b>25X1</b><br>AVAILABLE CHARGE TO FAN <b>2155-5317</b> |
|--|------------------------------|--|---|

|  |                            |   |
|--|----------------------------|---|
| PROJECT TITLE <b>Dual Format Data Block Reader</b> | PROJECT OR CONTACT OFFICER | SIGNATURE OF BUDGET OFFICER<br><b>25X1</b><br><b>25X1</b> |
|--|----------------------------|---|

|   |   |                                      |
|---|---|--------------------------------------|
| CONTRACTOR (if known)<br><b>Fairchild Space &amp; Defense Systems</b> | PROPOSAL NO. AND DATE<br><b>See #2 on reverse</b> | CONTRACT & TASK ORDER NO. (if known) |
|---|---|--------------------------------------|

|  |   |   |  |
|--|---|---|--|
| TYPE OF SERVICE REQUESTED                        |   | APPLICABLE ONLY TO REPAIRS AND MODIFICATIONS  |  |
| <input checked="" type="checkbox"/> RESEARCH/DEV | TRANSFER OF FUNDS TO OTHER GOVT. AGENCY (specify if applicable) | TECHNICAL INSPECTION IS REQUIRED BY   |  |
| <input type="checkbox"/> GRANT                   |   | <input type="checkbox"/> RECEIVING DEPOT T & I  | <input type="checkbox"/> TECHNICAL MONITOR |
| <input type="checkbox"/> REPAIR                  |   | <input type="checkbox"/> ITEMS TO BE PICKED UP OR <input type="checkbox"/> SERVICES PERFORMED AT: |  |
| <input type="checkbox"/> MAINTENANCE             |   | ITEMS TO BE REDELIVERED TO:   |  |
| <input type="checkbox"/> MODIFICATION            |   |   |  |

|           |  |  |  |  |
|-----------|--|--|--|--|
| STERILITY | CONTRACT CLASSIFICATION<br><b>CONFIDENTIAL</b> | WORK CLASSIFICATION<br><b>UNCLASSIFIED</b> | HARDWARE CLASSIFICATION<br><b>UNCLASSIFIED</b> | REPORTS CLASSIFICATION<br><b>UNCLASSIFIED</b><br><b>25X1</b> |
|-----------|--|--|--|--|

SHORT SUBSTANTIVE TITLE AND/OR DESCRIPTION OF SERVICE TO BE PERFORMED

This project is for design and fabrication of a Dual Format Data Block Reader to read the time and attitude data from the Stellar/Terrain camera system

**25X1**

(See reverse for specific information required on R&D requests.)

| APPROVAL    |           |      |
|-------------|-----------|------|
| DESIGNATION | SIGNATURE | DATE |
|             |           |      |
|             |           |      |

| PROCUREMENT DIVISION USE |             |                     |            |
|--------------------------|-------------|---------------------|------------|
| DATE RECEIVED IN PD      | RECORDED BY | SECTION ASSIGNED TO | NEGOTIATOR |
|                          |             |                     |            |

1. JUSTIFICATION FOR SOURCE SELECTION

Selection of FSDS as the contractor for this effort is based upon the company's previous effort in this field, having built for the Center two data-block readers for other systems.

2. PROPOSAL

Proposal #ED-CX-14 dated 7 October 1969  
ED-CX-14-R1 dated 19 May 1971  
ED-CX-14-R2 dated 11 June 1971

3. DELIVERABLE ITEMS

REPORTS REQUIRED 5 NO. OF COPIES  MONTHLY  INTERIM  QUARTERLY  FINAL

HARDWARE (*state type and number*) One (1) Dual Format Data Block Reader

OTHER

4. GFE REQUIRED

One (1) console containing the magnetic tape drive, error print out device and associated electronics.

5. SPECIAL INSTRUCTIONS

N/A



**CONFIDENTIAL**

11 June 1971

To:  25X1

Subject: Submittal of Revision to Dual Format Data Block Reader

Reference: (a) Verbal discussion between customer and  dated 9 June 1971 25X1

Enclosure: (1) One (1) copy of Dual Formal Data Block Reader Proposal No. ED-CX-14, Rev. 2 dated 6/11/71  
 (2) One (1) copy of Detail Cost Breakdown

Gentlemen:

In accordance with the discussion of reference (a) we are pleased to submit enclosure (1) addendum to the dual format data block reader proposal, previously submitted on 17 May 1971.

Enclosure (2) is the price increase  attributable to this change. 25X1  
 This price increase applies to both Option "A" and "B" of the May 17, 1971 proposal. The change will have no effect on the program period of performance previously quoted.

This quotation may be considered firm for a period of ninety (90) days.

If any questions should arise concerning the above matter please do not hesitate to call or write the undersigned at  25X1

Very truly yours,

25X1

Contract Administrator

RRB/kg  
Encls:

**CONFIDENTIAL**

ED-CX-14-R2

DUAL FORMAT DATA BLOCK READER  
Proposal No. ED-CX-14 Rev. 2  
6/11/71

**CONFIDENTIAL**

1. Purpose

The purpose of this amendment is to modify the performance requirements of the Dual Format Data Block Reader resulting from changes in the format of the data blocks.

2. New Data Block Format

Each of the two formats will comprise of either 5 or 6 files of 32 dots each, in place of the original 5 files. Dot size, spacing and density does not change, but the index dot distribution within the data block is different than the one shown in Figure 3 of proposal ED-CX-14 dated 10/7/69, Data Block location and film size (Figures 1 & 2 of proposal ED-CX-14) did not change.

3. Required Modifications

The Reader will be capable of reading either 5 or 6 line data blocks for each of the 9.5" or 70 mm formats. The change from a 5 to 6 line format will be under operator control, via front panel selectors. Incorporating this feature will require the following additional tasks and equipment:

3.1 Front Panel Control

Front panel selectors will be added to existing units. The selectors will be designed so that a minimum of manual switching will be required to switch between formats.

**CONFIDENTIAL**

**CONFIDENTIAL**

### 3.2 Data Block Locator

There will be no change in the data block locator for the 9.5" format. However, since in the 70 mm format the last files are read first, and since those files are different for the 5 file and 6 file formats, the locator will be designed to lock on either file under control of the front panel selector.

### 3.3 Data Processor

The design of the data processor will be affected both by the modification of the index bit locations and by the variation in the number of files. The latter will increase the required capacity of the recognition logic to include the 6 file formats.

### 3.4 Error Detector

This section of the reader will be expanded to detect the additional files and their content. As the block locator, it too will be affected by the image reversal in the 70 mm format.

### 3.5 Programmer

The number of programs controlling the reader is proportional to the number of different formats. The programmer will therefore be doubled due to the additional formats.

### 3.6 Buffer Storage

The control of the buffer storage will be changed to accommodate the new formats, and still maintain a similarity in output format to minimize the users computer programs.

CONFIDENTIAL

3.7 Debugging and Testing

The time consumed by debugging and testing both at FSDS and at the customer's facility will be increased due to the additional formats.

All test film will be supplied by the customer.

**Page Denied**

Next 3 Page(s) In Document Denied

## US ARMY TOPOGRAPHIC COMMAND DIRECTORY CHART

1 February 1971

**ATTACHED ELEMENTS**  
 CEEU  
 EARI  
 ESSG  
 IAGS L/O  
 USASSG  
 USNAVOCEANO L/O  
 D/SURVEY L/O TO TOPOCOM  
 See Page 13

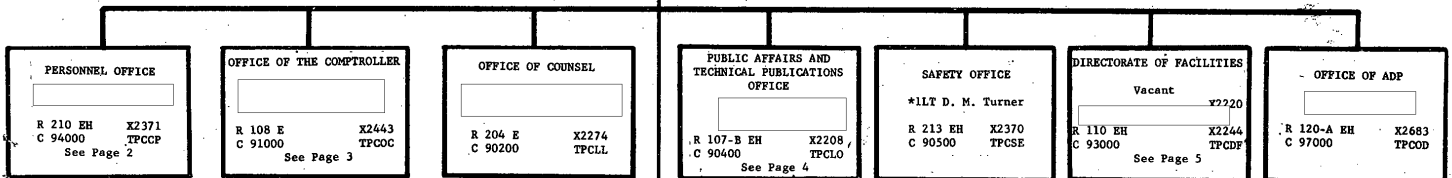
**LEGEND**  
 --- Command  
 - - - Attached  
 \* Acting  
 + Acting EIG

**AREA CODE 301**  
 DID . . . . . 986-0000  
 IDS . . . . . 140-0000  
 AUTOVON . . . . 359-0000

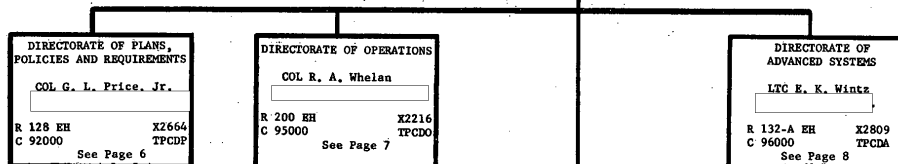
|   |  |
|---|--|
| <b>COMMANDING GENERAL</b><br>BG Edwin T. O'Donnell<br>R 124-B EH X2200<br>C 90000 TPCCG     |  |
| <b>DEPUTY COMMANDER</b><br>COL Edward G. Anderson, Jr.<br>R 124-B EH X2202<br>C 90010 TPCCG |  |
| <b>CHIEF OF STAFF</b><br>COL Stanley J. Hathorn<br>R 124-C EH X2203<br>C 90020 TPCCS        |  |
| <b>ASSISTANT TO CHIEF OF STAFF</b><br>R 124-E EH X2205<br>C 90030 TPCCS                     | <b>SPECIAL ACTIVITIES OFFICER</b><br>RH [ ] X6246<br>C 90021 TPCCS |
| <b>AIDE DE CAMP</b><br>Vacant<br>R 124-F EH X2270<br>C 90040                                |  |
| <b>COMMAND SGT MAJOR</b><br>CSM V. H. McCartney<br>R 124-F EH X2230<br>C 90050 TPSCM        |  |

|   |  |
|---|--|
| <b>OFFICE OF THE CHIEF TOPOGRAPHIC ENGINEER</b><br>CHIEF TOPOGRAPHIC ENGINEER<br>A. M. Wilson<br>R 124-D EH X2228<br>C 90001 TPCE |  |
|---|--|


**ADVISORY AND ADMINISTRATIVE STAFF**



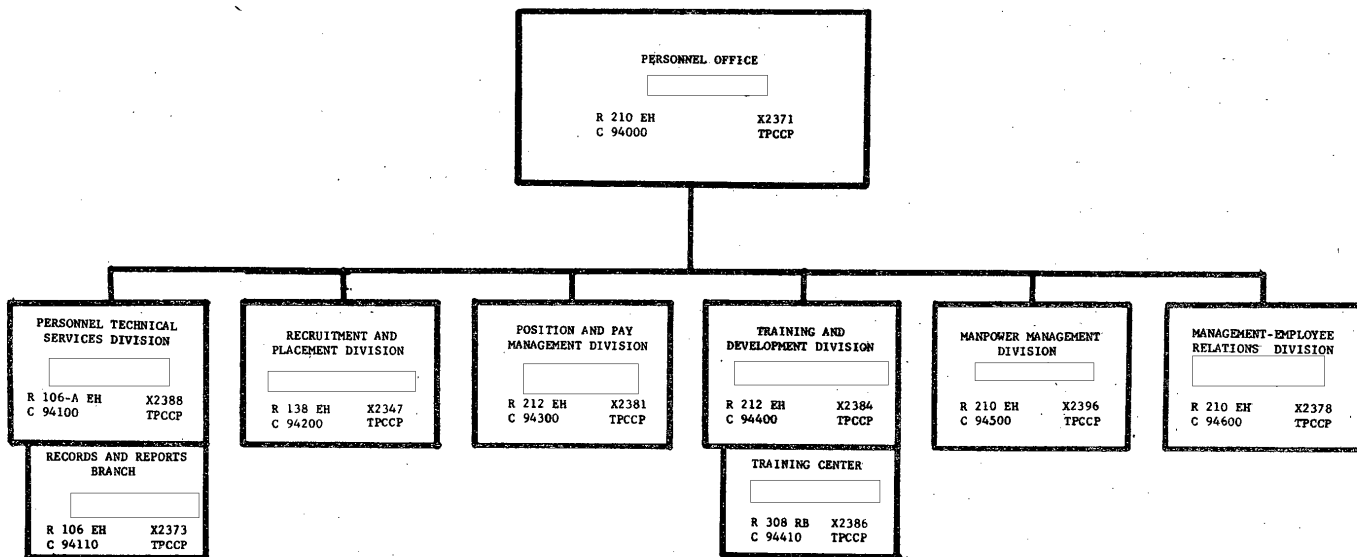
**TECHNICAL STAFF**



**SUBORDINATE COMMANDS**



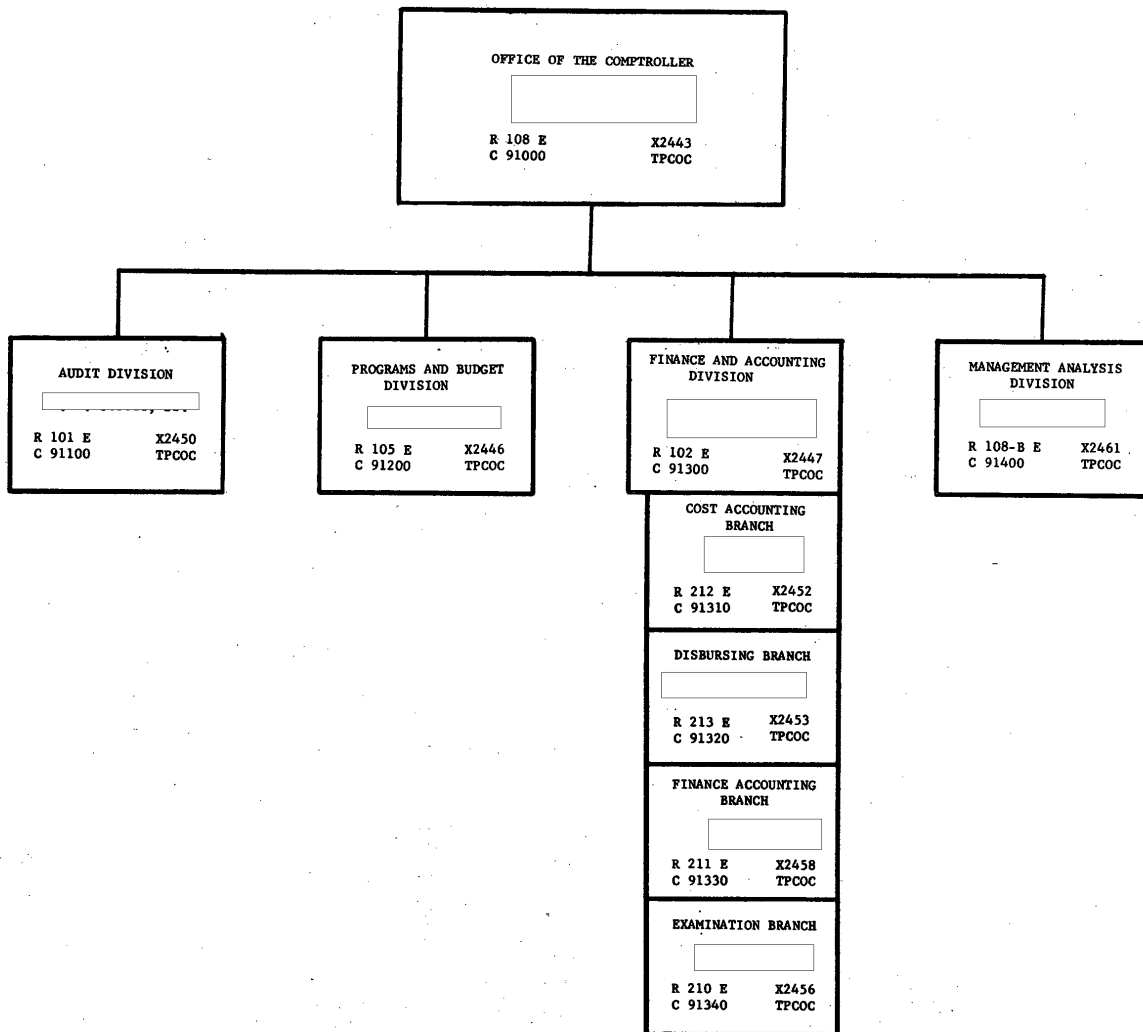
A . . . . . Abert Hall  
 E . . . . . Emory Building  
 EH . . . . . Erskine Hall  
 F . . . . . Fremont Building  
 R . . . . . Ruth Building  
 RH . . . . . Roberdeau Hall  
 LHM . . . . . Little Falls Hall  
 T-4 . . . . . Garage  
 R 000 . . . . . Room Number  
 X 0000 . . . . . Phone Extension  
 C 00000 . . . . . Omnibus Code



25X1

25X1

25X1  
25X1



25X1

25X1

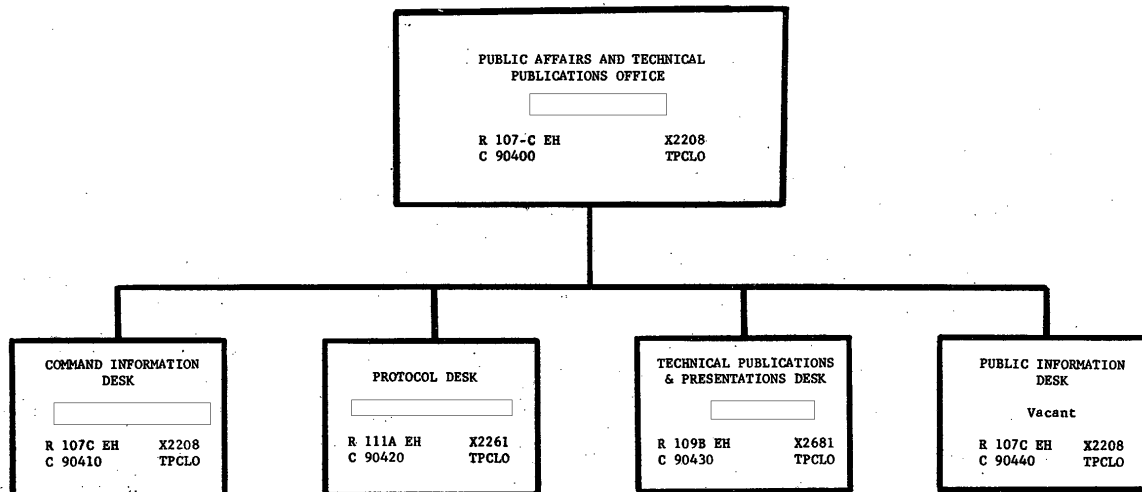
25X1

25X1

25X1

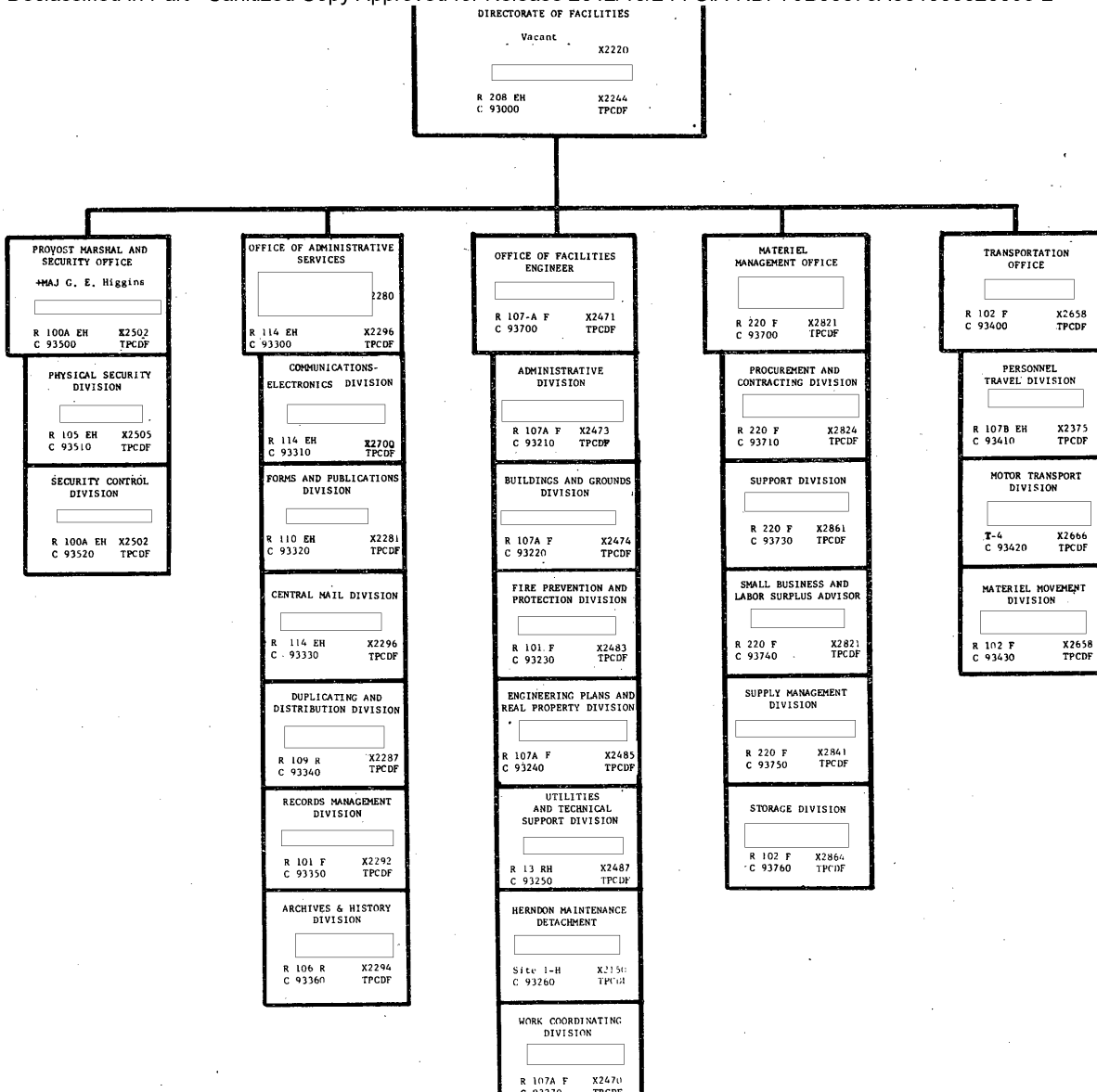
25X1

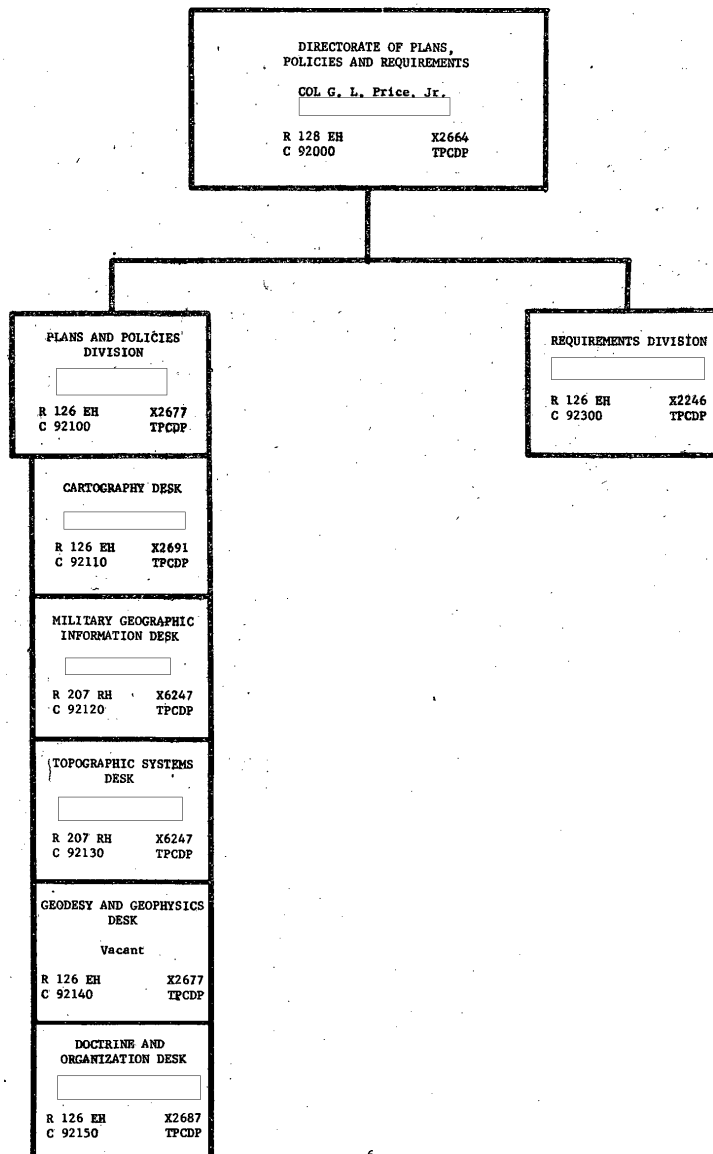




25X1

25X1





25X1

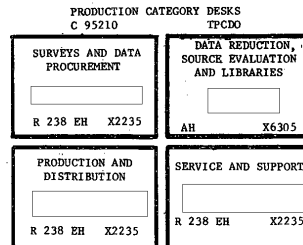
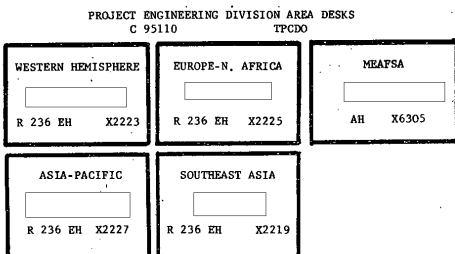
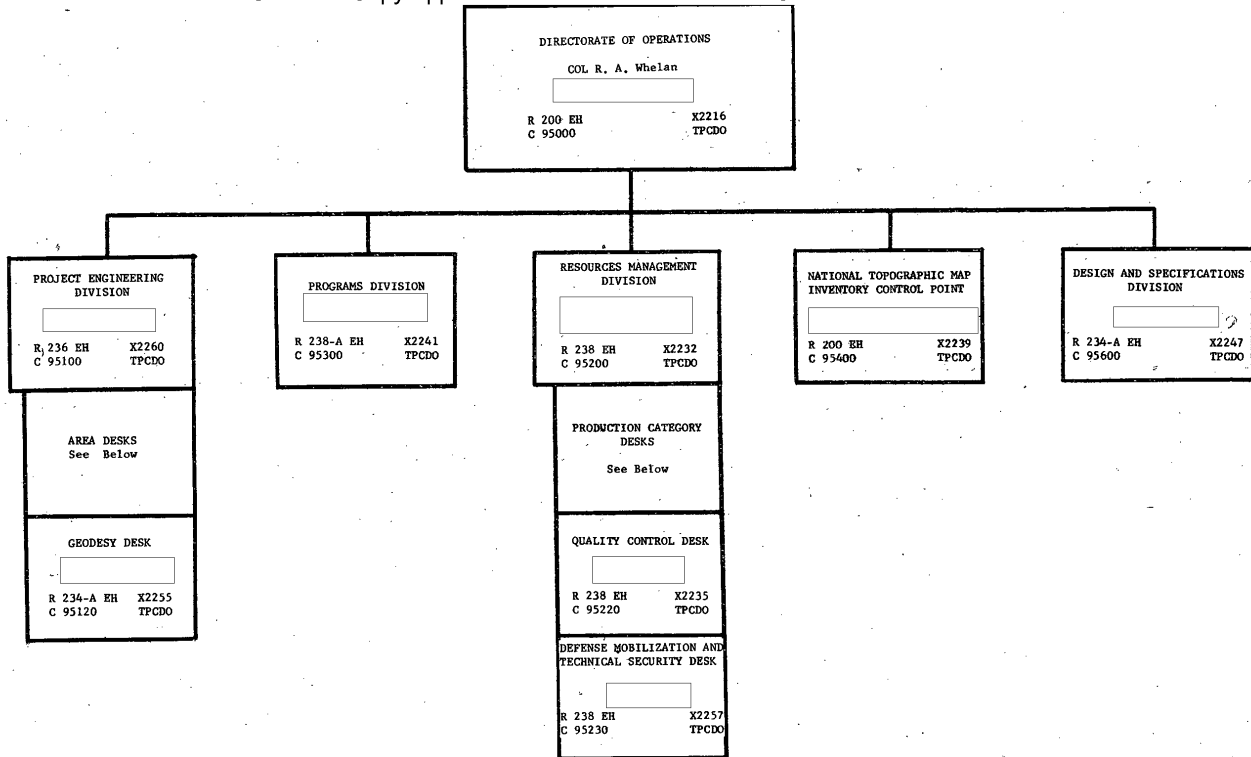
25X1

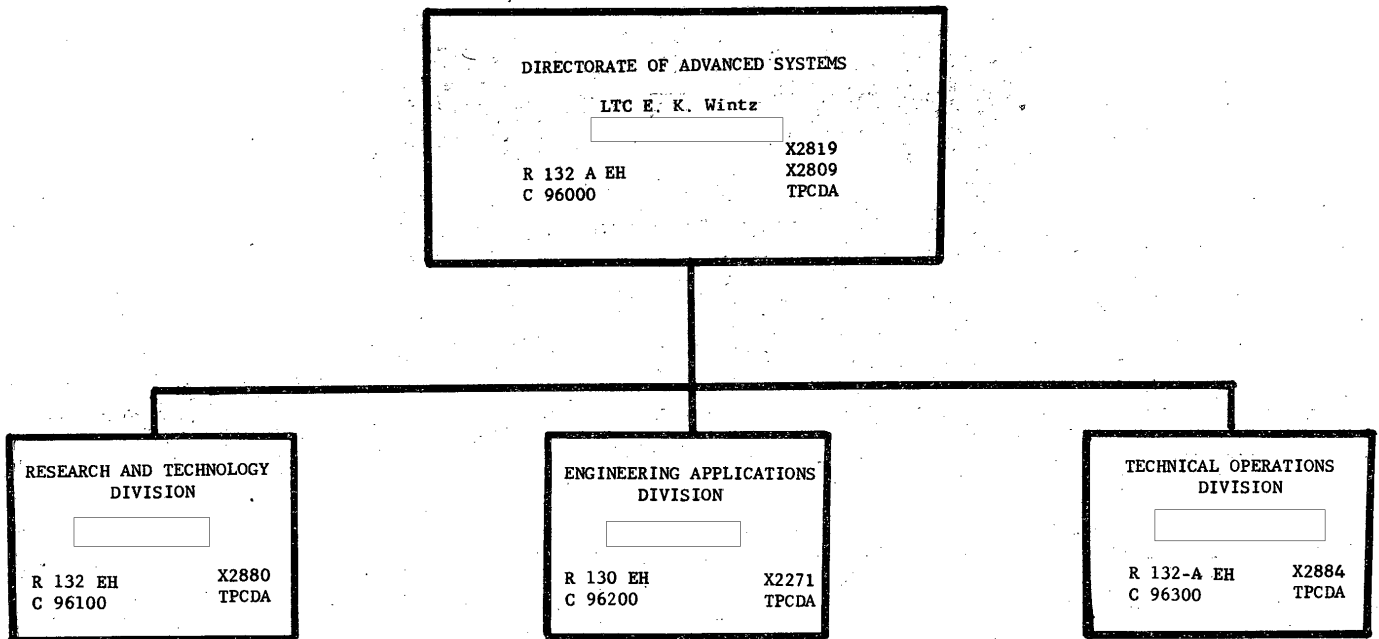
25X1

25X1

25X1

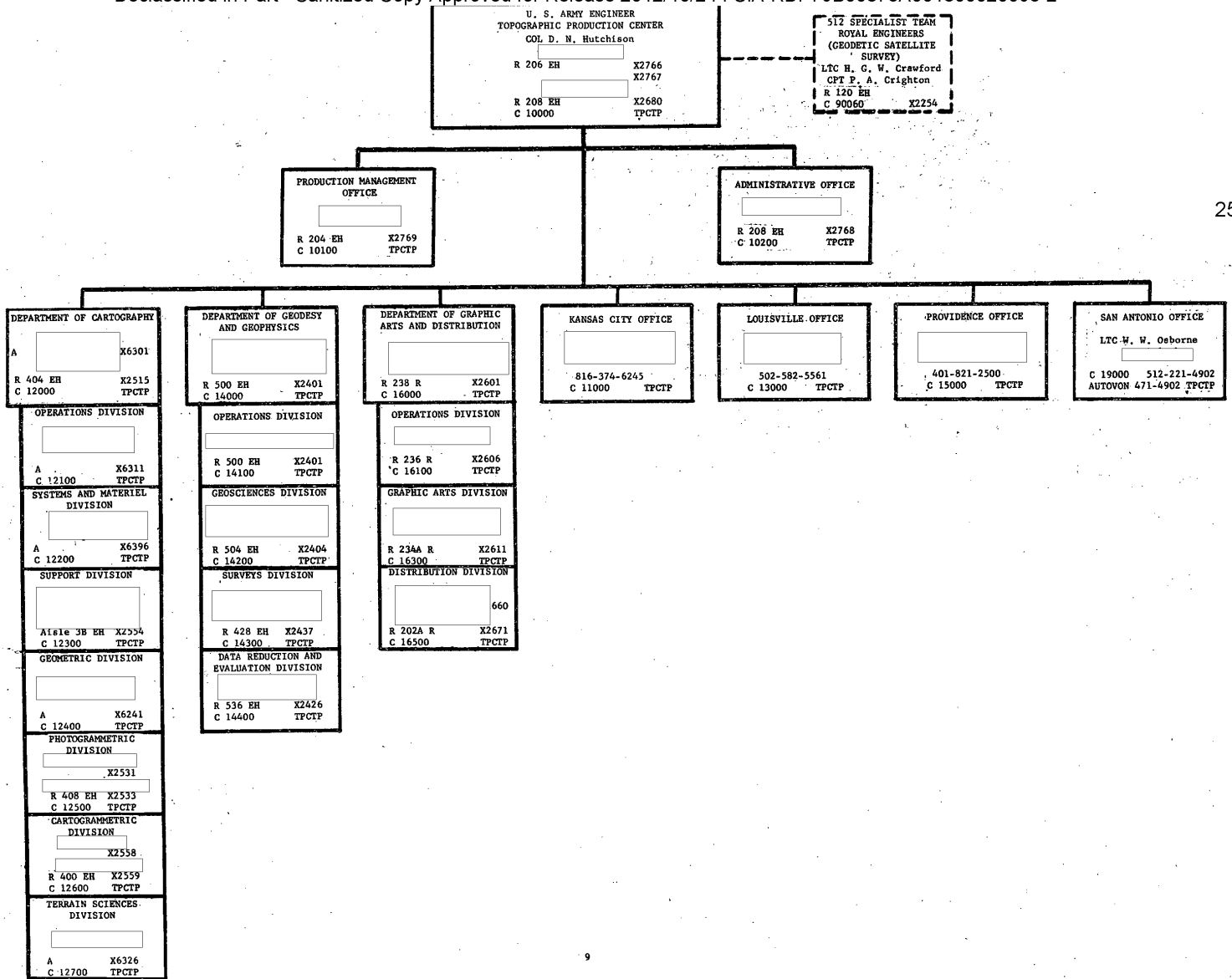
25X1

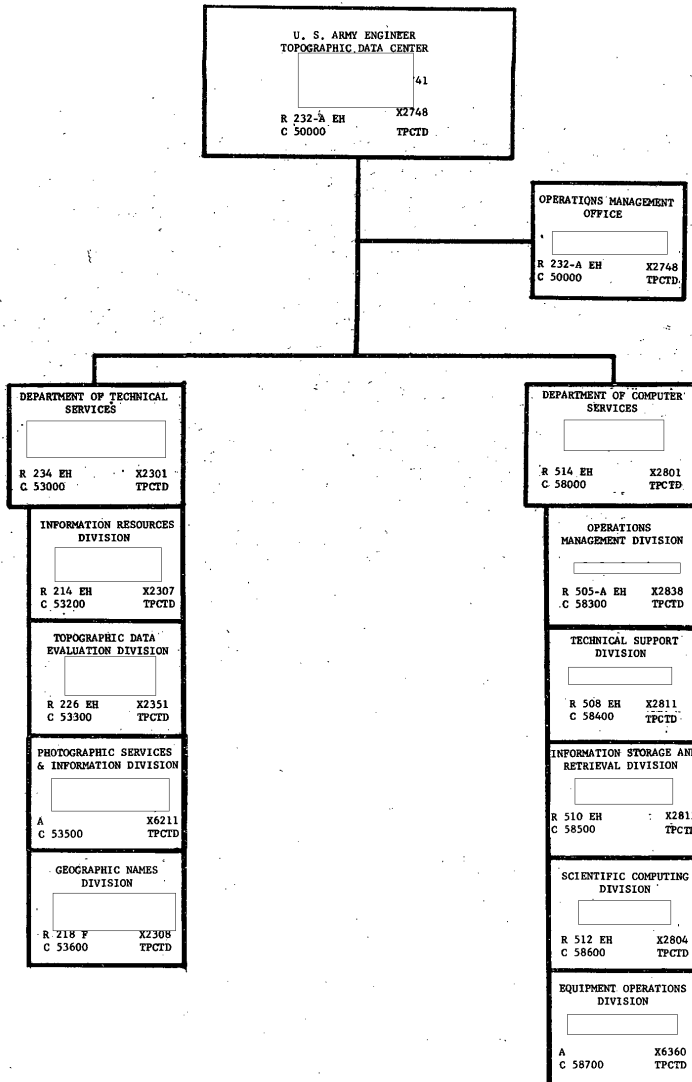




25X1

25X1





25X1

25X1

25X11

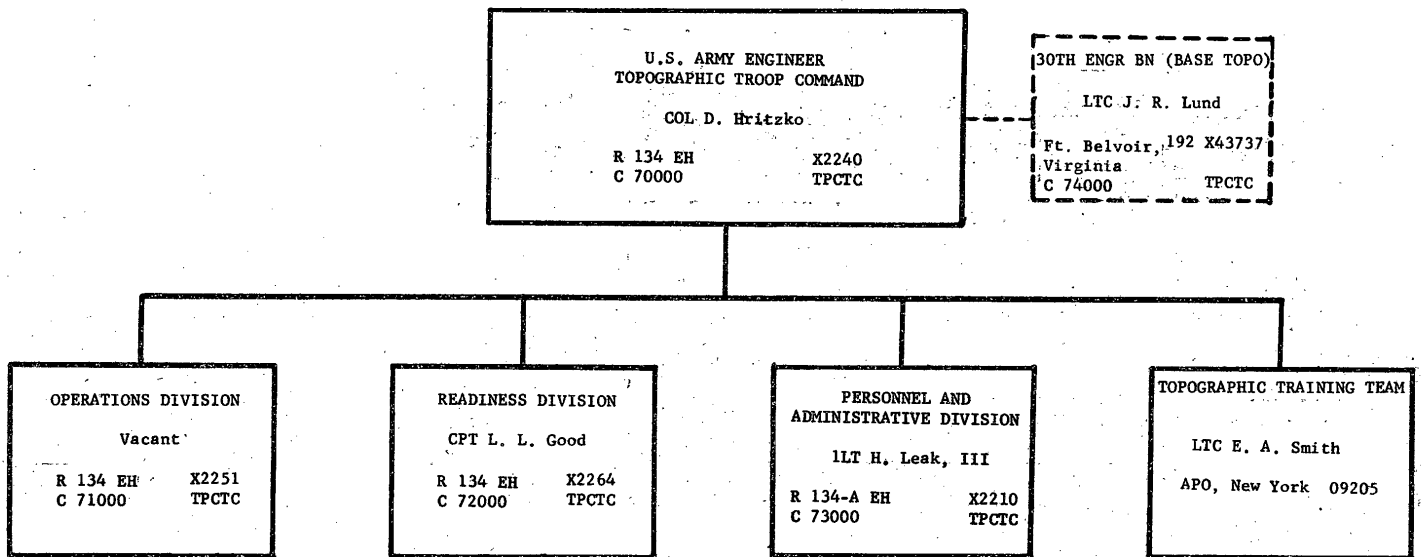
25X1  
25X1

25X1  
25X1

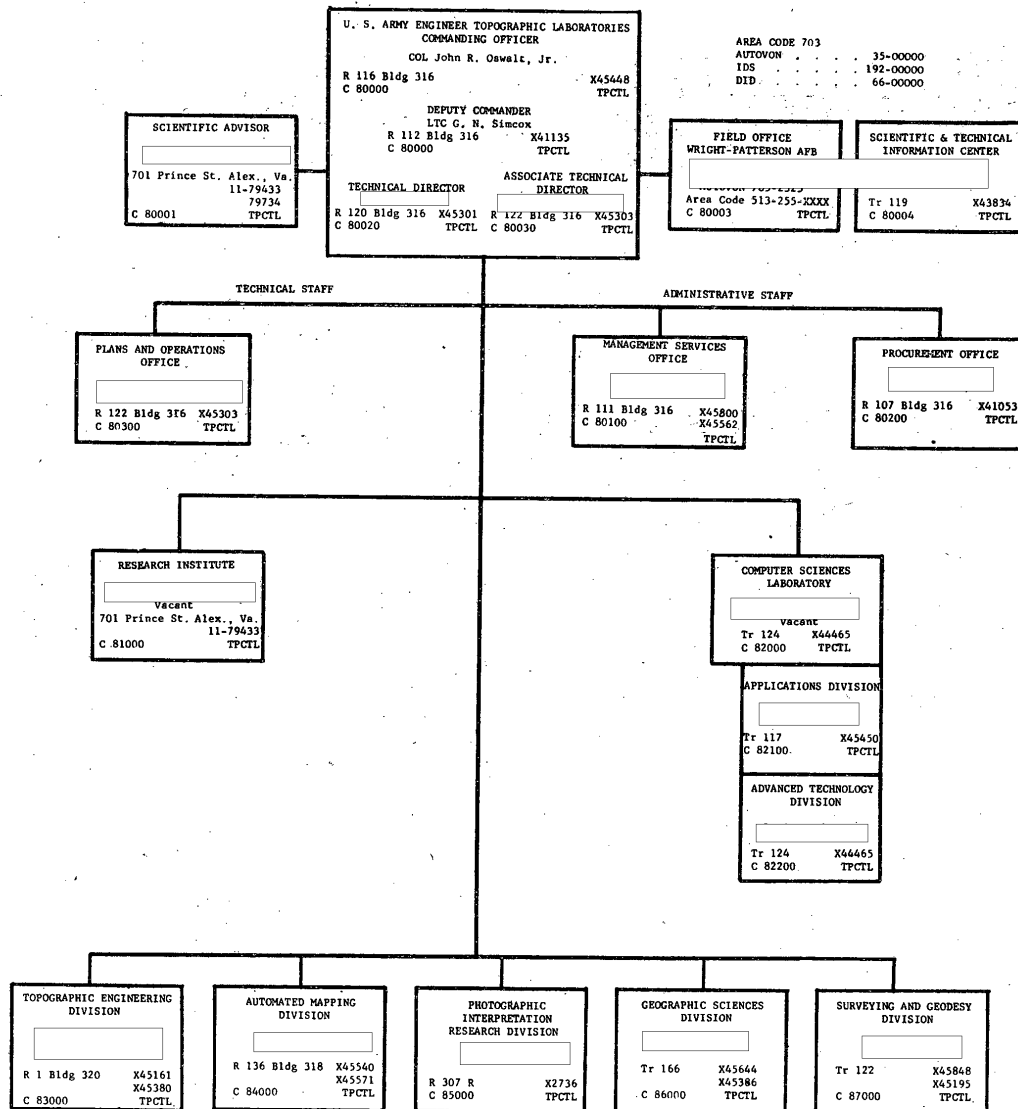
25X1

25X1

25X1







Declassified in Part - Sanitized Copy Approved for Release 2012/10/24 : CIA-RDP79B00873A001800020093-2

[Redacted]  
R 120 EH X2250  
C 90140  
BLO (Survey)  
[Redacted]  
R 214 EH X2759  
C 90140

IAGS LIAISON OFFICE  
[Redacted]  
R 202 R X2775  
C 90120

U. S. ARMY SPECIAL SECURITY  
GROUP, TOPOCOM DET  
ACSI/DA  
LTC T. W. Price  
A X6351  
C 41000

U. S. NAVAL OCEANOGRAPHIC  
LIAISON OFFICE  
[Redacted]  
R 233 R X2710  
C 90130

ENGINEER STRATEGIC STUDIES  
GROUP  
COL J. P. Chandler  
[Redacted]  
R 516 EH X2715  
C 21000

25X1  
25X1  
25X1  
25X1

ENGINEER AGENCY FOR RESOURCES  
INVENTORIES  
[Redacted]  
R 200 LFM 229-6529  
C 31000

CE EXHIBITS UNIT  
[Redacted]  
R 203F X2751  
C 99005

25X1


FAIRCHILD SPACE AND DEFENSE SYSTEMS  
A Division of Fairchild Camera and Instrument Corporation  
300 Robbins Lane, Syosset, New York

Proposal No. ED-CX-14  
7 October 1969

(S.I. 300,001)

DUAL FORMAT  
DATA BLOCK READER

"This proposal contains information which is proprietary to the Offeror. Accordingly, this proposal shall not be disclosed outside the Offeree's organization or be duplicated, used or disclosed in whole or in part for any purpose other than to evaluate the proposal; provided, however, that if a contract is awarded to this Offeror as a result of or in connection with the submission of such proposal, the Offeree shall have the right to duplicate, use or disclose the information contained in such proposal to the extent provided in the contract. This restriction does not limit the Offeree's right to use information contained in such proposal if it is obtained from another source."



STAT

©1969 Fairchild Camera and Instrument Corporation

FAIRCHILD SPACE AND DEFENSE SYSTEMS

Proposal No. ED-CX-14  
7 October 1969TABLE OF CONTENTS

| <u>Section</u> | <u>Title</u>                 | <u>Page</u> |
|----------------|------------------------------|-------------|
|                | <u>TITLE PAGE</u>            | unnumbered  |
|                | <u>TABLE OF CONTENTS</u>     | - i -       |
|                | <u>LIST OF ILLUSTRATIONS</u> | - iv -      |
| 1              | <u>INTRODUCTION</u>          | 1-1         |
| 1.1            | GENERAL                      | 1-1         |
| 1.2            | BACKGROUND                   | 1-1         |
| 2              | <u>REQUIREMENTS</u>          | 2-1         |
| 2.1            | GENERAL CHARACTERISTICS      | 2-1         |
| 2.2            | DATA BLOCK SPECIFICATIONS    | 2-2         |
| 2.2.1          | Data Block Position          | 2-2         |
| 2.2.2          | Data Block Format            | 2-2         |
| 2.2.3          | Dot Density                  | 2-3         |
| 2.2.4          | Dot Size                     | 2-3         |

FAIRCHILD SPACE AND DEFENSE SYSTEMS

Proposal No. ED-CX-14  
7 October 1969TABLE OF CONTENTS (Continued)

| <u>Section</u> | <u>Title</u>                     | <u>Page</u> |
|----------------|----------------------------------|-------------|
| 3              | <u>FUNCTIONAL SPECIFICATIONS</u> | 3-1         |
| 3.1            | FILM SIZE                        | 3-1         |
| 3.2            | CAPACITY                         | 3-1         |
| 3.3            | FILM SPEED                       | 3-1         |
| 3.4            | DATA FORMAT                      | 3-1         |
| 3.5            | OUTPUT                           | 3-2         |
| 3.5.1          | Option A                         | 3-2         |
| 3.5.2          | Option B                         | 3-2         |
| 3.6            | ENVIRONMENT                      | 3-3         |
| 3.7            | POWER                            | 3-3         |
| 4              | <u>SYSTEM DESCRIPTION</u>        | 4-1         |
| 4.1            | INTRODUCTION                     | 4-1         |
| 4.2            | GENERAL APPROACH                 | 4-1         |
| 4.3            | SYSTEM COMPONENTS                | 4-3         |
| 4.3.1          | Film Transport                   | 4-3         |

FAIRCHILD SPACE AND DEFENSE SYSTEMS

Proposal No. ED-CX-14

7 October 1969

TABLE OF CONTENTS (Continued)

| <u>Section</u> | <u>Title</u>                | <u>Page</u> |
|----------------|-----------------------------|-------------|
| 4.3.2          | Light Source and Optics     | 4-3         |
| 4.3.3          | Read Head                   | 4-4         |
| 4.3.4          | Read Amplifiers             | 4-4         |
| 4.3.5          | Data Block Locator          | 4-5         |
| 4.3.6          | Data Processor              | 4-5         |
| 4.3.7          | Error Detector              | 4-7         |
| 4.3.8          | Printer                     | 4-8         |
| 4.3.9          | Programmer                  | 4-8         |
| 4.3.10         | Buffer Storage              | 4-8         |
| 4.3.11         | Tape Recorder               | 4-9         |
| 4.3.12         | Manual Controls and Display | 4-9         |
| 5              | <u>TEST AND DELIVERY</u>    | 5-1         |

FAIRCHILD SPACE AND DEFENSE SYSTEMS

Proposal No. ED-CX-14  
7 October 1969

LIST OF ILLUSTRATIONS

| <u>Figure<br/>Number</u> | <u>Title</u>                                   | <u>Following<br/>Page No.</u> |
|--------------------------|--|-------------------------------|
| 1                        | 70mm Format<br>Emulsion Up                     | 2-2                           |
| 2                        | 9-1/2" Format<br>Emulsion Up                   | 2-2                           |
| 3                        | Data Block Format<br>Emulsion Up               | 2-2                           |
| 4                        | Readability Region                             | 2-3                           |
| 5                        | Block Diagram<br>Dual Format Data Block Reader | 4-1                           |

FAIRCHILD SPACE AND DEFENSE SYSTEMS

Proposal No. ED-CX-14  
7 October 1969

## SECTION 1

### INTRODUCTION

#### 1.1 GENERAL

This proposal has been prepared in response to a request for a Dual Format Data Block Reader. The Reader will locate and retrieve digitally coded information annotated on 70mm and 9.5 inch film, format that information, and record it on an IBM compatible magnetic tape.

#### 1.2 BACKGROUND

FSDS has extensive experience in data annotation and retrieval systems.

A pioneer in the solid state data annotation techniques, Fairchild has also built two types of data block readers that are presently in use.

The proposed reader will utilize much of the know-how acquired during the development of the previous units, and as many equivalent parts as possible.



FAIRCHILD SPACE AND DEFENSE SYSTEMS

Proposal No. ED-CX-14  
7 October 1969

## SECTION 2

### REQUIREMENTS

#### 2.1 GENERAL CHARACTERISTICS

The Reader will be required to transport 70mm and 9.5 inch unsprocketed film at a speed of 12 inches per second, and read on the fly the data blocks specified in paragraph 2.2.

The Reader will be capable of reading operational material, either negative or positive, without the need of special processing for enhancing the data blocks, as long as these blocks conform with the specifications in paragraph 2.2 of this proposal.

The film will not be transported over stationary members of the film drive to minimize the chance of scratching the material.

Output formatting, error checking and man machine interface will be similar to those of the Fairchild Multi-Purpose Data Block Reader.

FAIRCHILD SPACE AND DEFENSE SYSTEMS

Proposal No. ED-CX-14  
7 October 1969

## 2.2 DATA BLOCK SPECIFICATION

The following specification will define the two data block formats to be read and establish a baseline for readable data.

### 2.2.1 Data Block Position

Figures 1 and 2 show the data block position and pitch on the 70mm and 9.5 inch formats respectively. Dimensions and tolerances were extracted by FSDS from information supplied by the Customer.

The data block's orientation is indicated by the letters A, B, C, and D, at its corners. The figures indicate that the data block orientation is equivalent in both formats but the frames of the 70mm format advance in an opposite direction to the frames of the 9.5 inch format.

### 2.2.2 Data Block Format

Figure 3 shows the geometry and format of the data blocks on 70mm and 9.5 inch film. The data blocks are equivalent in shape and word sizes. They are both recorded by a Fairchild FLA-610 Avalanche Luminescent Diode Array.

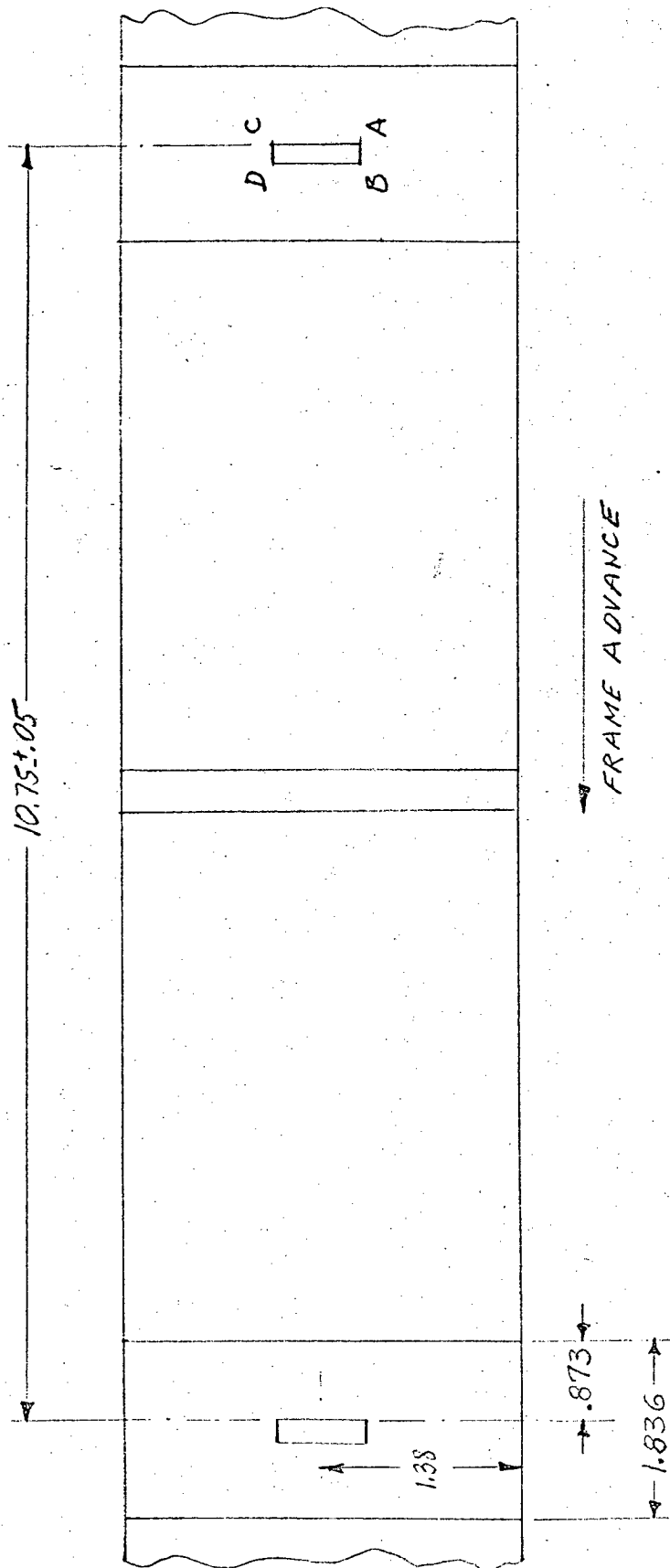


FIGURE 1 - 70MM FORMAT  
EMULSION UP

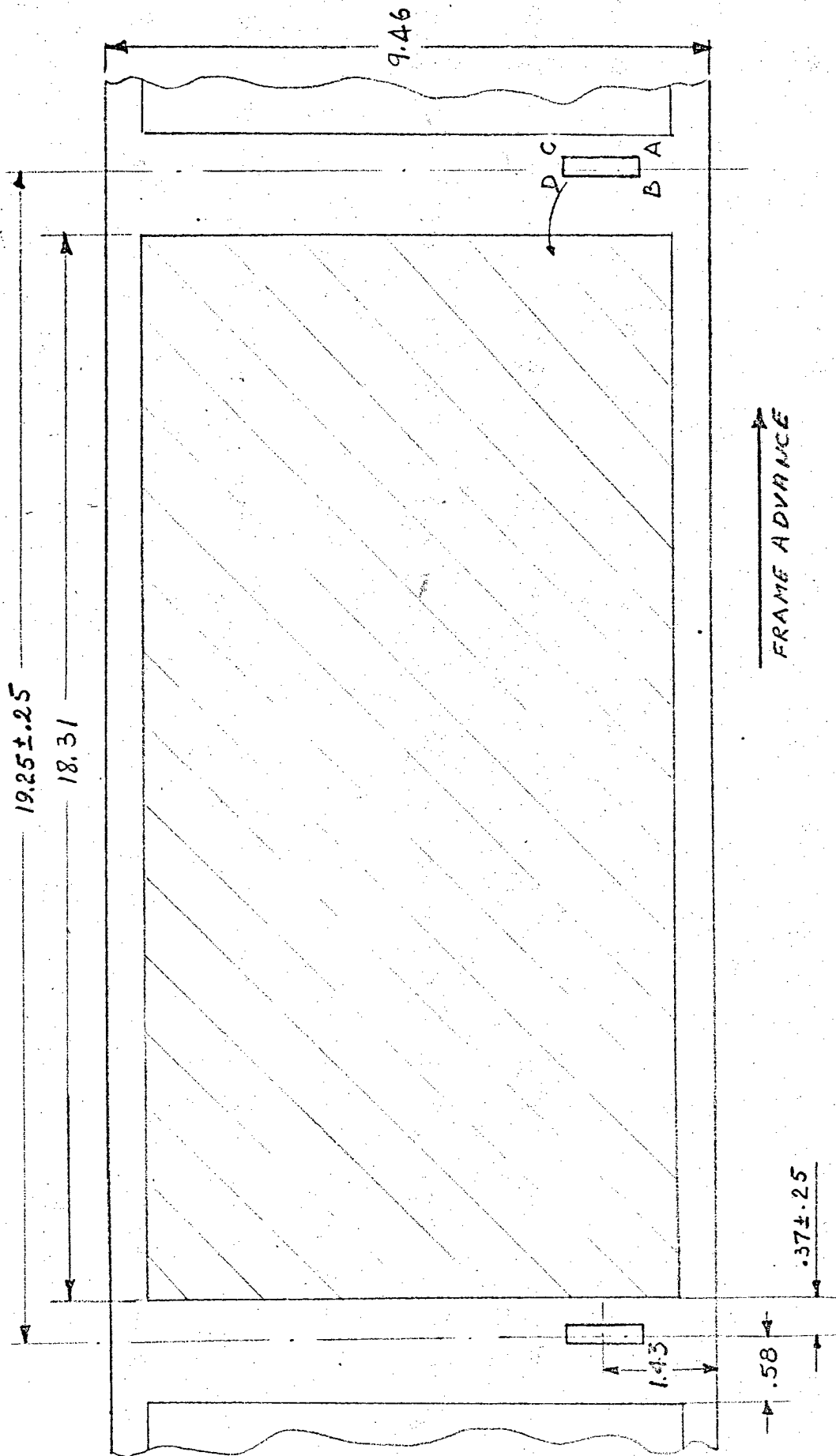


FIGURE 2 - 9 1/2" FORMAT  
EMULSION UP

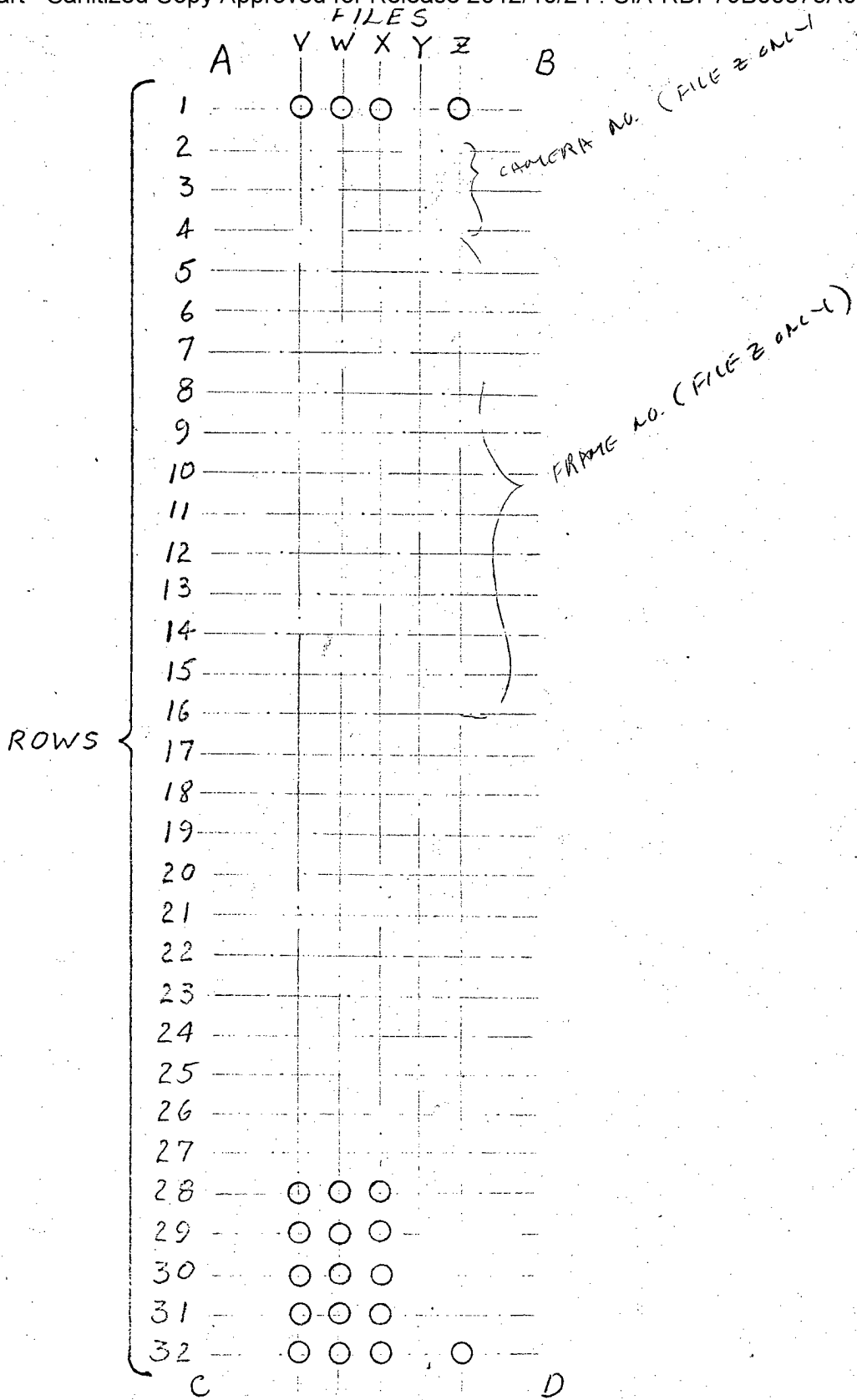


FIGURE 3  
DATA BLOCK FORMAT  
EMULSION UP

FAIRCHILD SPACE AND DEFENSE SYSTEMS

Proposal No. ED-CX-14  
7 October 1969

Each data block consists of 5 vertical files of 32 bits each. Dot and file spacing is .018 inches. Files V, W and X have index dots in row positions 1, 28, 29, 30, 31 and 32. File Z has index dots in positions 1 and 32. File Y has no index dots.

Bits 2, 3 and 4 in file Z indicate the camera serial number. Bits 5 through 16 in file Z indicate the frame number. This information can be used for data validation during the reading process.

#### 2.2.3 Dot Density

The ratio of peak dot to background density will comply with the limits shown in Figure 10 of MIL-STD-782B, reproduced as Figure 4 of this proposal.

#### 2.2.4 Dot Size

The readable dot size may vary from 0.006 inch minimum to 0.010 inch maximum, when measured at half density points.

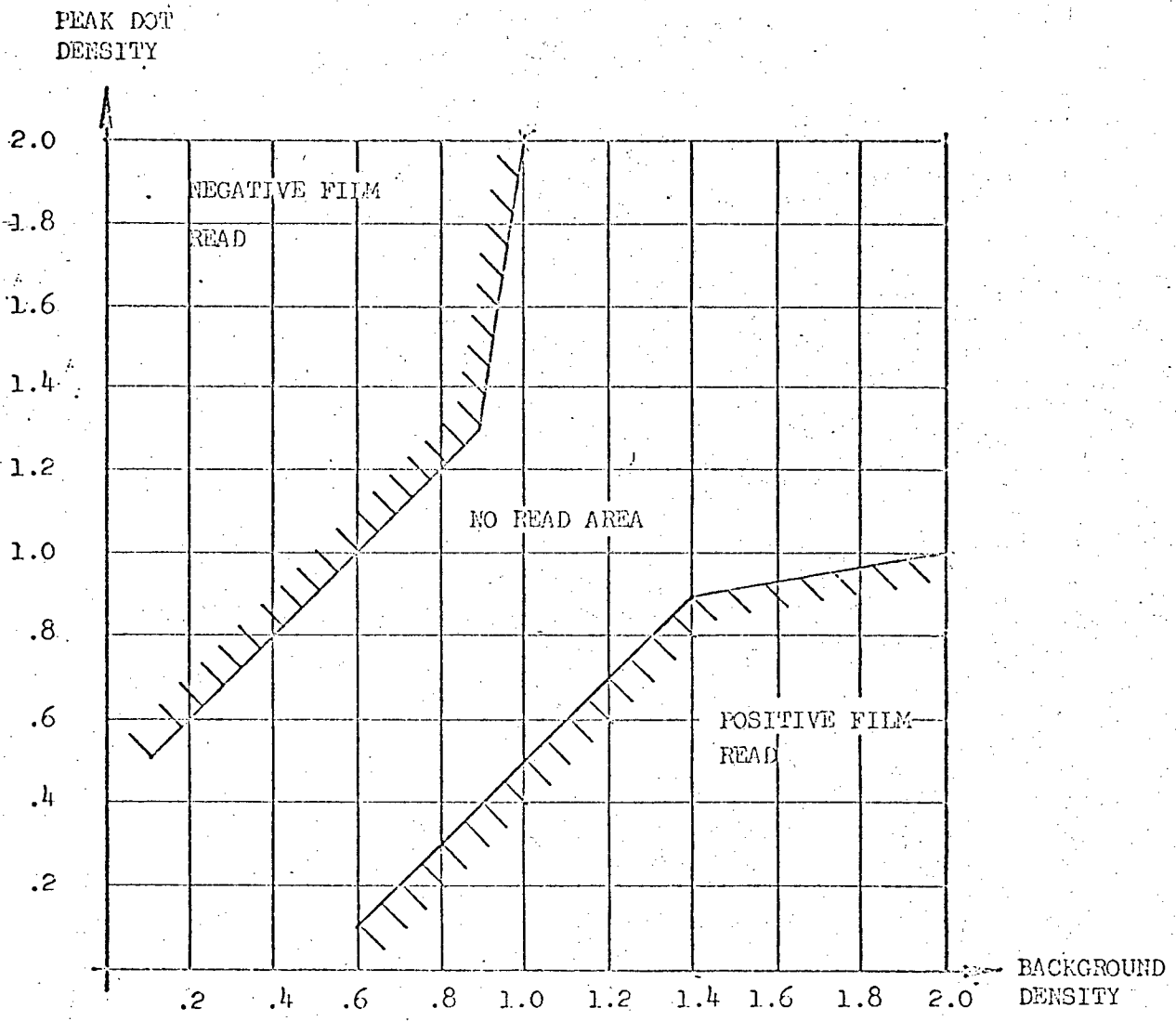


FIGURE 4  
READABILITY REGION

FAIRCHILD SPACE AND DEFENSE SYSTEMS

Proposal No. ED-CX-14  
7 October 1969

SECTION 3

FUNCTIONAL SPECIFICATIONS

3.1 FILM SIZE

The Data Block Reader will accept 70mm or 9.5 inch film.

3.2 CAPACITY

1,000 feet maximum - each type.

3.3 FILM SPEED

The film transport will be unidirectional and will carry the film at a constant velocity of 60 feet per minute.

3.4 DATA FORMAT

The Reader will be capable of reading the data specified in paragraph 2.2.



FAIRCHILD SPACE AND DEFENSE SYSTEMS

Proposal No. ED-CX-14  
7 October 1969

3.5        OUTPUT

3.5.1      Option A

The Data Block Reader will record the retrieved information on magnetic tape. The tape format shall be IBM compatible, either 7 track, 556 bits per inch, or 9 track, 556 bits, or 800 bits per inch. Number of tracks and a single tape density are to be specified in the procurement document.

Along with the tape output, a printer will generate a listing of frame numbers in which an error was detected.

The tape transport and printer will be supplied with the Reader.

3.5.2      Option B

Output will be 7 track, 556 bits per inch magnetic tape and a printer listing frames in error.

The console containing the magnetic tape drive and its electronics, as well as the printer and its electronics, will be supplied by the Customer.

FAIRCHILD SPACE AND DEFENSE SYSTEMS

Proposal No. ED-CX-14  
7 October 1969

3.6 ENVIRONMENT

The Data Block Reader shall be capable of operating in a laboratory environment whose temperature will be  $75^{\circ}\text{F} \pm 20^{\circ}\text{F}$ .

3.7 POWER

The unit shall operate from a power source of 108 to 125 volts AC, 60 cycles, single phase.

FAIRCHILD SPACE AND DEFENSE SYSTEMS

Proposal No. ED-CX-14  
7 October 1969

## SECTION 4

### SYSTEM DESCRIPTION

#### 4.1 INTRODUCTION

There are several inherent difficulties in retrieving digital data from moving film. The most severe are detection of the dots from the background, correction for film wander and dynamic skew in both camera and reader transport, and correction for magnification changes due to film flutter in the reader transport. The solutions to these problems will be discussed in the following paragraphs.

#### 4.2 GENERAL APPROACH

Figure 5 is a general block diagram of the Dual Format Data Block Reader.

The system requires initial alignment for static skew and nominal transverse position of the data block, as well as light level adjustments for different film densities. The operator then sets the film in motion and the automatic reading begins.

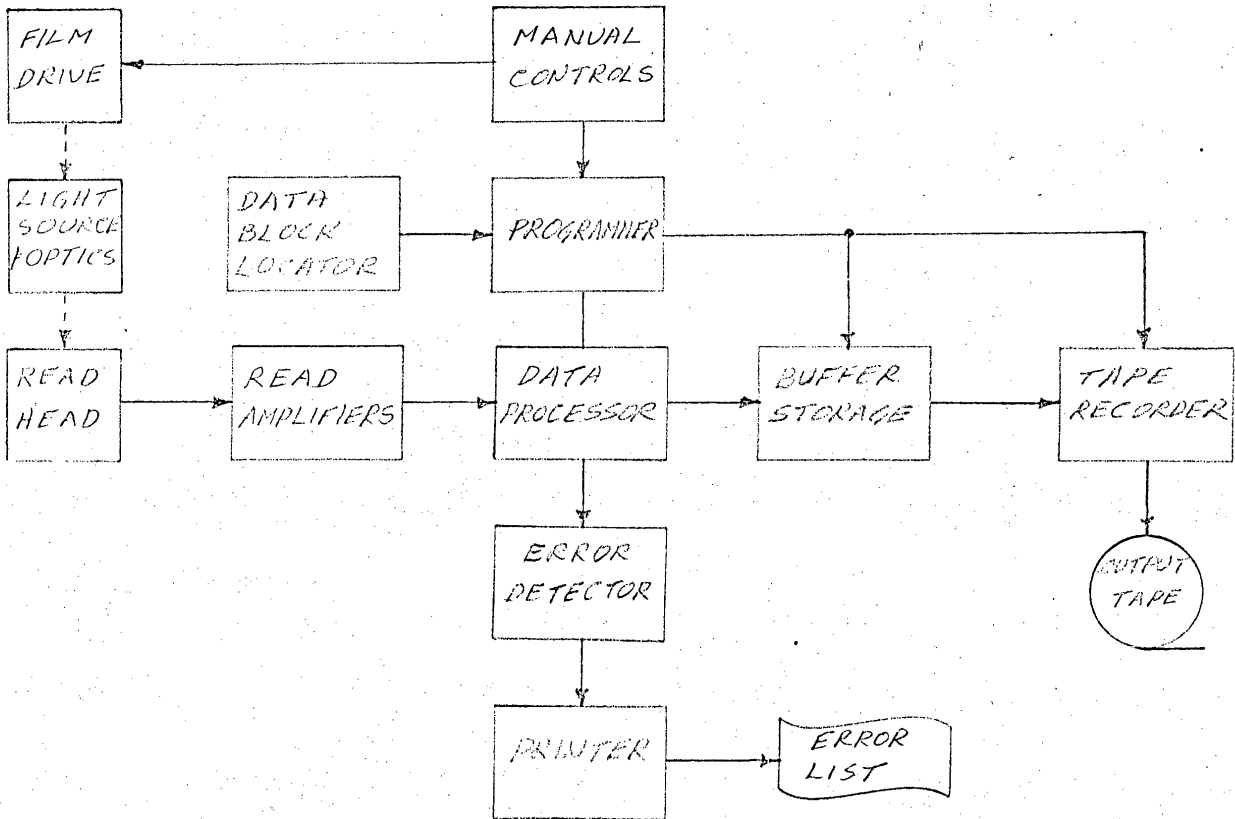


FIGURE 5- BLOCK DIAGRAM  
DUAL FORMAT DATA BLOCK READER

FAIRCHILD SPACE AND DEFENSE SYSTEMS

Proposal No. ED-CX-14  
7 October 1969

The data block locator will meter the distance between data blocks and allow data detection only in the area between frames. The read amplifiers then detect the pattern variations on the film and forward the information to the data processor. The processor, under the control of the programmer, converts the read amplifier signals into meaningful data and presents this data to the buffer storage and the error detector. The error detector checks the validity of the data and causes the printer to print the frame numbers associated with the blocks in error. The buffer storage synchronizes the information flow between the reader and the magnetic tape recorder.

The output magnetic tape will be IBM compatible, either 7 or 9 track, dependent upon Customer preference.

Since the direction of frame advance is different in both formats and the reader transport is unidirectional, one format will be read in ascending order of frames and the other with descending order of frames. This does not cause any more work on the part of the operator. In one case he will rewind the film after the reading, and in the other, the film will be rewound before the reading.

FAIRCHILD SPACE AND DEFENSE SYSTEMS

Proposal No. ED-CX-14  
7 October 1969

4.3 SYSTEM COMPONENTS

4.3.1 Film Transport

The film transport will be designed to accept 70mm and 9.5 inch film up to 1,000 feet in length, and transport it at a constant speed of 60 feet per minute. The film will not contact stationary elements in its path to reduce the chance of film damage. The reading gate will be comprised of two pinch rollers spaced very closely to reduce film flutter. Also, to reduce the jitter and flutter caused by bidirectional clutches and brakes, the transport will drive the film in one direction only.

The transport will have a slack loop and guide rollers to limit film wander. The use of special spools to limit film wander may be necessary, but will be avoided if possible.

4.3.2 Light Source and Optics

The data block is illuminated by a high intensity light source concentrated through a condenser lens. The effectivity of the light source will exceed that of the previous readers, to allow reading of high density low contrast positives.

FAIRCHILD SPACE AND DEFENSE SYSTEMS

Proposal No. ED-CX-14  
7 October 1969

A relay lens will image the illuminated data block onto the photodiode array.

The lens will be designed to retain sufficient magnification accuracy and image sharpness with film flutter of  $\pm .005$  inches from nominal.

Manual skew adjustment and edge distance setting will be provided, using a reticle and a magnifier for visual aid. These settings should not have to be made more frequently than once per each film roll.

#### 4.3.3 Read Head

The read head will consist of an integrated silicon photodiode array. The diodes will be spaced at .006 inches apart, and the array will be long enough to cover the full length of the data block plus a maximum film wander band of .090 inches.

#### 4.3.4 Read Amplifiers

The read amplifiers will be designed to have increased sensitivity over those used in previous readers. This will allow detection of dots on low contrast positive film, where the effectiveness of the light source may be reduced by a factor of 100 due to film density.

FAIRCHILD SPACE AND DEFENSE SYSTEMS

Proposal No. ED-CX-14  
7 October 1969

The read amplifiers will consist of an FET preamplifier followed by an integrated circuit operational amplifier. Each photodiode output will be connected to a separate amplifier.

#### 4.3.5 Data Block Locator

The data block locator will consist of two parts. The first is a metering device which will measure the length of film transported through the optical system. When this length will be equal to a frame length (allowing for tolerances), the second part will take over. This is an electronic recognition system in the data processor which will check for index marks in the proper locations. When both conditions are satisfied, the data block position will be considered valid, the metering system will be reinitialized to avoid accumulative errors, and data block reading will commence.

#### 4.3.6 Data Processor

The data processor operates on the signal pattern presented to it by the read amplifiers to correct for data block wander and skew, recognize the data content, format it and present it to the buffer storage for recording.



FAIRCHILD SPACE AND DEFENSE SYSTEMS

Proposal No. ED-CX-14  
7 October 1969

Wander correction is accomplished by the method used in the Fairchild Multi-Purpose Data Block Reader. Each data bit is covered by three photodiodes. The programmer determines which ones of these diodes sense the dot and which sense the spaces and transfer the bit pattern to a shift register. The data is moved in the shift register until the index dot is found and then formatted and forwarded to the buffer storage. The amount of correctable wander will be increased in the Dual Format Reader from the previous .072 inches to .090 inches to facilitate possible use of standard film reels in the film transport.

The increased wander will result in a greater dynamic skew angle. The format of the data block shown in Figure 3 helps to correct the effective skew distance. Since the data block files have index dots at both extremes, each file will be split in half. Each half will be read independently, using its own wander correction circuitry, and both halves will be combined in the shift register. It is the skew distance and not the skew angle which contributes to the errors in reading. When reading a short block, reliable reading can be achieved even with a large skew angle. Therefore, by

FAIRCHILD SPACE AND DEFENSE SYSTEMS

Proposal No. ED-CX-14  
7 October 1969

splitting the data block into two parts, the Reader will effectively read two short blocks instead of one long block, and the effective skew distance will remain within the readability limits.

Wander and skew correction will be performed independently for each of the files of the data block, except file Y (See Figure 3), which has no index dots to lock on. The Reader will read file Y based on the correction information computed from the previous file.

After each file is read it will be formatted and forwarded to the buffer storage and the error detector.

#### 4.3.7 Error Detector

The data block does not contain parity bits, therefore, the only checks performed will be for format and content characteristics. The format check will insure that all index dots are detected. The content check will monitor the serial number and frame number. The serial number should remain unchanged throughout the film reel, and the frame number should increase (or decrease) by one count for each consecutive frame read.

FAIRCHILD SPACE AND DEFENSE SYSTEMS

Proposal No. ED-CX-14  
7 October 1969

4.3.8 Printer

The printer will print the frame number of all frames in which reading errors were detected.

If the printer is provided by the Customer, the print format and control will be equivalent to that of the Multi-Purpose Data Block Reader.

If the printer is supplied by FSDS, a different printer will be used because the model used in the Multi-Purpose Data Block Reader has been discontinued.

4.3.9 Programmer

The programmer will control the sequence and interaction of all the reader sections.

4.3.10 Buffer Storage

The buffer storage will hold the data until the tape recorder is ready to accept it in the proper format.

FAIRCHILD SPACE AND DEFENSE SYSTEMS

Proposal No. ED-CX-14  
7 October 1969

4.3.11 Tape Recorder

The tape recorder will record the formatted data blocks on an IBM compatible magnetic tape.

If the recorder is provided by the Customer, the format and control will be compatible with that of the Multi-Purpose Data Block Reader.

If the recorder is supplied by FSDS and uses a 7 track, 556 bits per inch recording, the model used will be the same as that in the Multi-Purpose Data Block Reader. This will facilitate interchangeability between the two readers for ease of maintenance.

If a 9 track tape recorder is used, both tape format and recorder will be different from that on the Multi-Purpose Data Block Reader.

4.3.12 Manual Controls and Display

The Reader will contain the following controls and displays:

- Power On Switch and Indicator
- Start-Stop Switch and Indicator

FAIRCHILD SPACE AND DEFENSE SYSTEMS

Proposal No. ED-CX-14  
7 October 1969

- Light Intensity Adjustment
- Static Skew Adjustment
- Edge Distance Adjustment
- Positive-Negative Selector
- Format Selector
- Error Indicator
- Frame Number Indicator
- Manual Tape Input, 15 Characters
- Tape Control Switches and Indicators

FAIRCHILD SPACE AND DEFENSE SYSTEMS

Proposal No. ED-CX-14  
7 October 1969

SECTION 5


TEST AND DELIVERY

The Dual Format Data Block Reader will be constructed to conform with best commercial practice. Acceptance tests will be performed at Fairchild Space and Defense Systems facility in Syosset, N.Y. Test procedure will be mutually agreed upon by FSDS and the Customer.

The Reader will be delivered 9 months ARO.

The cost of maintenance manuals and detail drawings is not included in this proposal.

Test film will be supplied by the Customer.



FAIRCHILD  
SPACE AND DEFENSE SYSTEMS

*ED-CX-1A-R1*

**CONFIDENTIAL**

19 May 1971

Refer: RRB/EX-CX-14

105/16/71

MAY 20 10 29 AM '71

25X1

To:



Subject:

Submittal of Dual Format Data Block Reader Cost Proposal

Enclosure:

(1) Three (3) copies of Cost Proposal for Dual Format Data Block Reader ( EX-CX-14, Rev. 1 ) dated 17 May 1971



Gentlemen:

Fairchild is pleased to submit as enclosure (1) the cost proposal for a Dual Format Data Block Reader. This quotation is based on the original design and development described in our proposal no. ED-CX-14, dated 7 October 1969.

The price has been revised to reflect changes in cost of materials and labor over the elapsed 20 month period since the last quotation. In addition, as requested, engineering support time has been added for integration and acceptance testing at the customers facility. Option A and B of the quotation include identical tasks with the exception of the interface magnetic tape unit and printer which will be furnished by the customer in Option B.

This proposal includes all of the costs required to design, develop, and fabricate one Reader which will handle all 70mm and 9.5 inch both sprocketed and unsprocketed film. The Reader will operate at a speed of 12 inches per second with either negative or positive material. Unlike previous Reader the film will not be transported over the stationary member of the film drive, in order to reduce the risk of scratching the film. It is proposed to use a slack film loop to limit film wander, if this proves feasible, rather than the use of special film spools, in order to permit film handling on standard spools.

Automatic correction for film wander will be extended to .090 inches, in order to compensate for the use of standard film spools. The problems of reading high density low contrast positives will be investigated and resolved by a combination of more effective light sources and higher sensitivity amplifiers. In addition to the effort quoted in the proposal, Monthly Technical and Financial reports will be supplied.

This proposal is submitted on the basis of a CPFF type contract and two options have been proposed. Option A is quoted  Option B is quoted at  Option B excludes the supplying of paragraph 4.3.8 Printer and paragraph 4.3.11 Tape recorder as related in the subject proposal. Back-up for the dollars quoted is available for immediate negotiation.

25X1

25X1

**CONFIDENTIAL**



The period of performance for this effort would be nine ( 9 ) months after receipt of a duly executed contract.

This quotation may be considered firm for a period of ninety ( 90 ) days.

If any questions or additional information is required, please do not hesitate to contact the undersigned at

25X1

25X1

Contract Administrator

RRB/kg  
Encls:

A Division of Fairchild Camera and Instrument Corporation  
300 Robbins Lane, Syosset, New York 11791

Proposal No. ED-CX-14 Revision 1  
17 May 1971  
(S.I. 300,001)

DUAL FORMAT DATA BLOCK READER

FAIRCHILD SPACE AND DEFENSE SYSTEMS

Proposal No. ED-CX-14 Rev. 1  
17 May 1971

COST ESTIMATE

TABLE OF CONTENTS

- A. Contract Pricing  
DD Forms 633  
Supporting Pricing Work Sheets
- B. Exhibit 1: Purchased Parts
- C. Exhibit 2: Manpower/Milestone Schedule. Summary Task  
Descriptions and Manpower Spreads
- D. Exhibit 3: Overhead and G&A Rates
- E. Exhibit 4: Travel

**Page Denied**

Next 6 Page(s) In Document Denied



EXHIBIT 3: OVERHEAD AND G&A RATES

The overhead and G&A rates included in this proposal are as follows:

Engineering Overhead

135% of direct engineering labor.

Manufacturing Overhead

185% of direct manufacturing labor including both Factory and Quality and Reliability.

General and Administrative

23% of the total of all other costs, including labor, overhead, material and any other incidental costs.

**Page Denied**