


**TOP SECRET**



25

(c) NATIONAL PHOTOGRAPHIC INTERPRETATION CENTER

Attachment to



18 December 1966

25

Page 1

Copy 61

REFERENCE:



LAUNCH AREA J1 AND J2

TYURATAM MISSILE TEST CENTER, USSR

25

1. SIGNIFICANCE:

THE CRANE PREVIOUSLY OBSERVED UNDER CONSTRUCTION FORWARD OF PAD J1 NOW APPEARS COMPLETE AT A HEIGHT OF APPROXIMATELY 320 FT.

2. LOCATION:

APPROXIMATELY 20 NM NORTH OF TYURATAM.

3. REMARKS:

LAUNCH COMPLEX "J", THE LARGEST SINGLE PROJECT YET UNDERTAKEN BY THE SOVIETS AT THE TYURATAM RANGEHEAD, HAS BEEN UNDER CONSTRUCTION FOR OVER 3 YEARS. STARTED IN THE SPRING OF 1963, THE COMPLEX IS STILL INCOMPLETE, BUT CONSTRUCTION HAS PROGRESSED AT A RELATIVELY STEADY RATE. THE LAUNCH AREA ITSELF HAS BEEN UNDER CONSTRUCTION FOR APPROXIMATELY 27 MONTHS, CONSTRUCTION HAVING BEGUN AT PAD J1. PAD J2 HAS BEEN UNDER CONSTRUCTION FOR APPROXIMATELY 19 MONTHS.

LAUNCH AREA J1 - J2 IS DOUBLE-FENCED AND RAIL AND ROAD SERVED. TWO LARGE LAUNCH PADS, 1,635 FT APART

These notes have been prepared for briefing purposes only and should not be used for detailed analytical work. Their use should be restricted to the particular briefing board(s) they were prepared for and must be considered valid only for the reporting period as indicated by the date of issue. For information concerning these notes contact Chief, Collateral Support Division, NPIC.

GROUP 1  
Excluded from automatic  
downgrading and declassification

**TOP SECRET**

2



**TOP SECRET**



25

(c) NATIONAL PHOTOGRAPHIC INTERPRETATION CENTER

Attachment to



18 December 1966

Page 2

25

CENTER-TO-CENTER, ARE UNDER CONSTRUCTION. EACH OF THE PADS APPARENTLY WILL BE GENERALLY TRIANGULAR IN SHAPE, WITH A LARGE-DIAMETER APERTURE AT ITS CENTER AND A 3-FLUME, "Y"-SHAPED BLAST DEFLECTOR TO CHANNEL EXHAUST AWAY FROM THE CENTER OF THE PAD. THE CENTER LINES OF THE FLUMES ARE 120 DEGREES APART. THERE ARE 10 BUILDINGS UNDER CONSTRUCTION IN THE AREA BETWEEN THE PADS. ALL OF THESE BUILDINGS PROBABLY WILL BE OF ARCH-ROOFED CONSTRUCTION AND, WHEN COMPLETED, EARTH-MOUNDED OR BURIED.

SERVICING OF BOTH PADS PROBABLY WILL BE ACCOMPLISHED BY GANTRY.

4. COLLATERAL:

NONE

5. FIRST IDENTIFICATION:




25

6. NEGATION DATE:

7. SUBSEQUENT COVERAGE:

17 KH-4, 7 KH-7,



25

These notes have been prepared for briefing purposes only and should not be used for detailed analytical work. Their use should be restricted to the particular briefing board(s) they were prepared for and must be considered valid only for the reporting period as indicated by the date of issue. For information concerning these notes contact Chief, Collateral Support Division, NPIC.

**TOP SECRET**



25



TOP SECRET



25X

(c) NATIONAL PHOTOGRAPHIC INTERPRETATION CENTER

Attachment to



18 December 1966

Page 3

25X

8. DIMENSIONS/  
SPECIFICATIONS:

PAD SEPARATION : 1,635 FT

BLAST DEFLECTOR:

FLUME (2) 170 X

(NOTE: THIRD FLUME IS 10 FT LONGER THAN THE OTHER 2).

WALL OF FLUME:   
THICK

FROM END OF FLUME TO CENTER OF APERTURE:

APERTURE AT CENTER: 40 FT (DIAM)

CRANE:

HEIGHT OF VERTICAL SUPERSTRUCTURE 320 FT (APPROX)

HEIGHT OF POINT AT WHICH BOOM IS ATTACHED: 245 FT (APPROX)

9. MISSION READOUT:

AT LAUNCH AREA J1 - J2, THE CRANE PREVIOUSLY OBSERVED UNDER CONSTRUCTION FORWARD OF PAD J1 NOW APPEARS COMPLETE AT A HEIGHT OF 320 FT. A BOOM ATTACHED AT THE 245 FT LEVEL EXTENDS HIGHER THAN THE VERTICAL SUPERSTRUCTURE OF THE CRANE. THE FOUNDATION FOR A SIMILAR CRANE IS NOW VISIBLE IN AN ANALOGOUS POSITION FORWARD OF PAD J2.

A LOW CIRCULAR STRUCTURE HAS BEEN CONSTRUCTED ON TOP OF THE NEARLY

These notes have been prepared for briefing purposes only and should not be used for detailed analytical work. Their use should be restricted to the particular briefing board(s) they were prepared for and must be considered valid only for the reporting period as indicated by the date of issue. For information concerning these notes contact Chief, Collateral Support Division, NPIC.

TOP SECRET



25



**TOP SECRET**



25X

(c) NATIONAL PHOTOGRAPHIC INTERPRETATION CENTER

Attachment to



25X

18 December 1966

Page 4


SQUARE BUILDING FORWARD OF PAD J1 AND A CYLINDRICAL OBJECT HAS BEEN CON-  
STRUCTED JUST TO THE NORTH. A CONDUIT HAS BEEN BUILT EXTENDING SOUTH A  
SHORT DISTANCE FROM THE SOUTH WALL OF THE NEARLY SQUARE BUILDING, THEN  
EAST, THEN NORTH, AND THEN EAST AGAIN TOWARD THE ARCUATE-SHAPED CONDUIT.

THE NEARLY SQUARE BUILDING FORWARD OF PAD J2 APPEARS COMPLETE, BUT IT  
DOES NOT, AS YET, SUPPORT A CIRCULAR STRUCTURE ON ITS TOP.

AT PAD J1, A RECTANGULAR STRUCTURE HAS BEEN CONSTRUCTED ON TOP OF  
EACH WALL OF THE NORTHWESTERLY FLUME OF THE BLAST DEFLECTOR, AND A SIMILAR  
STRUCTURE IS ON TOP OF THE SOUTHERN WALL OF THE NORTHEASTERLY FLUME. SIMILAR  
STRUCTURES APPEAR TO BE UNDER CONSTRUCTION AT THE SAME RELATIVE POSITIONS AT  
PAD J2.

A LARGE DITCH HAS BEEN OPENED PARALLEL TO THE PREVIOUSLY CLOSED DITCH  
CONTAINING THE LARGE SQUARE CONDUIT WHICH JOINS THE SOUTH CENTRAL PART OF  
THE LAUNCH AREA WITH THE SOUTHERLY FLUME OF THE BLAST DEFLECTOR AT PAD J1,  
AND A LARGE EXCAVATION HAS BEEN DUG ADJACENT TO IT ON THE NORTH. A SIMILAR  
EXCAVATION HAS BEEN DUG ADJACENT TO THE LARGE CONDUIT NEAR PAD J2.

A BUILDING IS UNDER CONSTRUCTION IN THE RECENTLY REPORTED EXCAVATION  
ON THE SE SIDE OF THE CENTER OF THE LAUNCH AREA. A LARGE DITCH IS BEING  
OPENED NORTHEASTWARD FROM THE FORWARD FENCE LINE OF THE LAUNCH AREA TOWARD  
A DRY LAKE LOCATED DOWNRANGE OF THE AREA.




25

These notes have been prepared for briefing purposes only and should not be used for detailed analytical work. Their use should be restricted to the particular briefing board(s) they were prepared for and must be considered valid only for the reporting period as indicated by the date of issue. For information concerning these notes contact Chief, Collateral Support Division, NPIC.



25

**TOP SECRET**



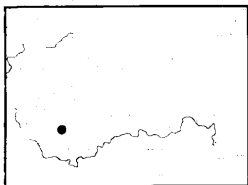
TOP SECRET

NATIONAL PHOTOGRAPHIC INTERPRETATION CENTER

25X1  
25X1

LAUNCH AREA J1 AND J2  
TYURATAM MISSILE TEST CENTER, USSR  
45-57N 63-18E

25X1



50X ENLARGEMENT

TOP SECRET

25X1  
25X1

25X1

COPY 79

REPRODUCTION OF THIS DOCUMENT IN  
WHOLE OR IN PART IS PROHIBITED  
EXCEPT WITH THE PERMISSION OF THE  
OFFICE OF ORIGIN.