


Page Denied

S-18644

~~TOP SECRET~~

COPY 8
6 PAGES



DATE July 1965

CENTRAL INTELLIGENCE AGENCY
PHOTOGRAPHIC INTELLIGENCE DIVISION
PHOTOGRAPHIC INTELLIGENCE REPORT

KOMSOMOLSK AIRFRAME PLANT ORDZHONIKIDZE NO. 126
AND AIRFRAME PLANT NO. 130
USSR

CIA/PIR-5025/65



~~TOP SECRET~~

GROUP 1
Excluded from automatic
downgrading and declassification

25X1

25X1

TOP SECRET CHESS RUFF

CIA/PIR-5025/65

CIA, PHOTOGRAPHIC INTELLIGENCE DIVISION

KOMSOMOLSK AIRFRAME PLANT ORDZHONIKIDZE NO. 126
AND AIRFRAME PLANT NO. 130

1. The Komsomolsk Airframe Plants 126 and 130 were first covered by photography on TALENT Mission [redacted] and they contained at that time approximately 948,500 and 852,500 square feet of floorspace, respectively (Figures 1 and 2). A comparison of this photography with that from KEYHOLE Mission [redacted] shows additions to Airframe Plants 126 and 130 amounting to approximately 217,800 and 283,700 square feet of floorspace. (CIA/PIR-40/64). The present study made from KEYHOLE Mission [redacted] reveals that additions totaling 198,725 square feet has been added to Plant 126, and 59,295 square feet of floorspace has been added to Plant 130.

The additions to Plant 126 include an assembly building, under construction (item 20, Figure 2), totaling 121,500 square feet. The remaining differences in floorspace from CIA/PIR-40/64 report for Plants 126 and 130 are due to recent compilation and the addition of several smaller buildings in each plant. These buildings were present in March 1958 and are shown on NPIC/TID plot sheets. Construction on the assembly building (item 20, Figure 2) began in April 1964 and was in an early stage of construction in May 1965.

The original plants were reported to have been under construction from 1933-1937, enlarged during WW II and from 1958 to the latter part of 1964.

2. Tables 1 and 2 contains the description and dimensions of the major buildings comprising Airframe Plants 126 and 130. All measurements were made by the NPIC Technical Intelligence Division, with the exception of the item numbers marked with an asterisk. These height and horizontal measurements were compiled by the CIA/IAD analyst, and should only be considered approximate.

3. Plants No. 126 and No. 130 are served by 13,770 and 11,700 feet of rail spurs respectively, with 14,400 feet of track connecting the two plants. Roads totaling 12,375 and 15,750 feet of hard-surfaced, probably concrete, with an average width of 20 feet serve the two plants.

-1-

TOP SECRET CHESS RUFF

25X11

25X1

25X1

25X1

25X1

TOP SECRET CHESS RUFF

CIA/PIR-5025/65

CIA, PHOTOGRAPHIC INTELLIGENCE DIVISION

TABLE I

AIRFRAME PLANT ORDZHONIKIDZE NO. 126

Item	Description	Floorspace	
		Sq. Ft.	Cubic Ft.
1-A	Subassembly building	320,625	10,260,000
1-B	Final assembly hall	12,600	403,200
2	Administration building	58,800	2,352,000
3	Workshop	20,500	779,000
4	Workshop	24,600	787,200
5	Workshop	4,500	144,000
6	Storage building	2,025	44,550
7	Steam plant	16,575	215,475
8	Substation & Control house	52,700	1,001,300
9	Workshop/machine shop	17,550	666,900
10	Workshop	7,875	102,375
11	Storage building	150,275	3,710,450
*12	Workshop	2,700	118,800
*13	Workshop	18,850	640,900
*14	Transshipment building	44,000	1,056,000
*15	Repair/assembly hangar	36,300	1,016,400
16	Repair/assembly hangar	44,275	1,239,700
17	Hangar	36,400	509,600
*18	Workshop	40,800	1,632,000
*19	Workshop	20,350	1,221,000
*20	Assembly building U/C	37,200	2,418,000
21	Type I, Fuel storage blending and control station	27,225	1,143,450
*22	Two aircraft test revetments with hangar and control bldg	13,825	387,100
	TOTAL Number of Buildings	23,125	462,500
		121,500	3,888,000
		6,600	211,200
		3,600	72,000
		<u>1,165,375</u>	<u>38,483,100</u>
OTHERS			
	Administrative	5,900 x 25	147,500
	Shops	9,750 x 20	195,000
	Warehouse/support	184,000	2,576,000
	TOTAL	1,365,025	41,401,600

TOP SECRET CHESS RUFF

TOP SECRET CHESS RUFF

CIA/PIR-5027/02

CIA, PHOTOGRAPHIC INTELLIGENCE DIVISION

TABLE 2

AIRFRAME PLANT NO. 130

Item	Description	Floorspace Sq. Ft.	Cubic Ft.
1-a	Probable final assembly bldg.	196,100	11,924,600
1-b	Probable final assembly hall	66,750	4,300,925
2	Probable workshop/machine shop	39,200	1,528,800
		21,600	453,600
3	Final and Subassembly bldg.	60,000	2,940,000
		210,000	10,290,000
*4	Hangar	17,850	446,250
5	Machine shop	150,500	5,810,200
6	Subassembly building	26,700	961,200
		100,050	3,601,800
		1,500	37,500
*7	I-shaped, Administration bldg.	5,250	94,500
8	Possible forge/foundry	46,400	1,264,050
*9	Workshop	42,500	1,487,500
10	Workshop	6,500	156,000
11	Workshop	9,900	237,600
*12	Steamplant	20,535	1,026,750
*13	Storage buildings	27,500	687,500
		3,000	75,000
		5,225	130,625
		6,000	150,000
		6,500	117,000
		24,000	432,000
		9,075	226,875
		4,025	72,450
		48,160	722,400
		1,800	18,000
	TOTAL of Numbered Building	1,156,620	49,193,125
	OTHERS:		
	Shops	25,075	748,550
	Storage/Support	13,800	208,775
	TOTAL	1,195,495	50,150,450

-3-

TOP SECRET CHESS RUFF




TOP SECRET CHESS RUFF



CIA/PIR-5025/65

CIA, PHOTOGRAPHIC INTELLIGENCE DIVISION

REFERENCES



MAPS OR CHARTS

ACIC. US Air Target Chart, Series 200, Sheet 0204-8HL,
2nd Ed., Feb. 62, Scale 1:200,000 (SECRET)

DOCUMENT

CIA/PIR-40/64, Airframe Plant Ordzhonikidze No. 126 and
Airframe Plant No. 130, Komsomolsk, USSR, Dec. 64
(TOP SECRET CHESS RUFF)

REQUIREMENT

CIA. RR5-82,561

CIA/IAD PROJECT

30,650-5



-4-
TOP SECRET CHESS RUFF

25X1
25X1


25X1

25X1

TOP SECRET CHESS-RUFF

PIR 5025/65
FIGURE 1

KOMSOMOLSK AIRFRAME PLANTS
126 AND 130
50 35 10N - 137 05 30E
50 36 00N - 137 04 40E



TOP SECRET CHESS-RUFF

25X1
25X1

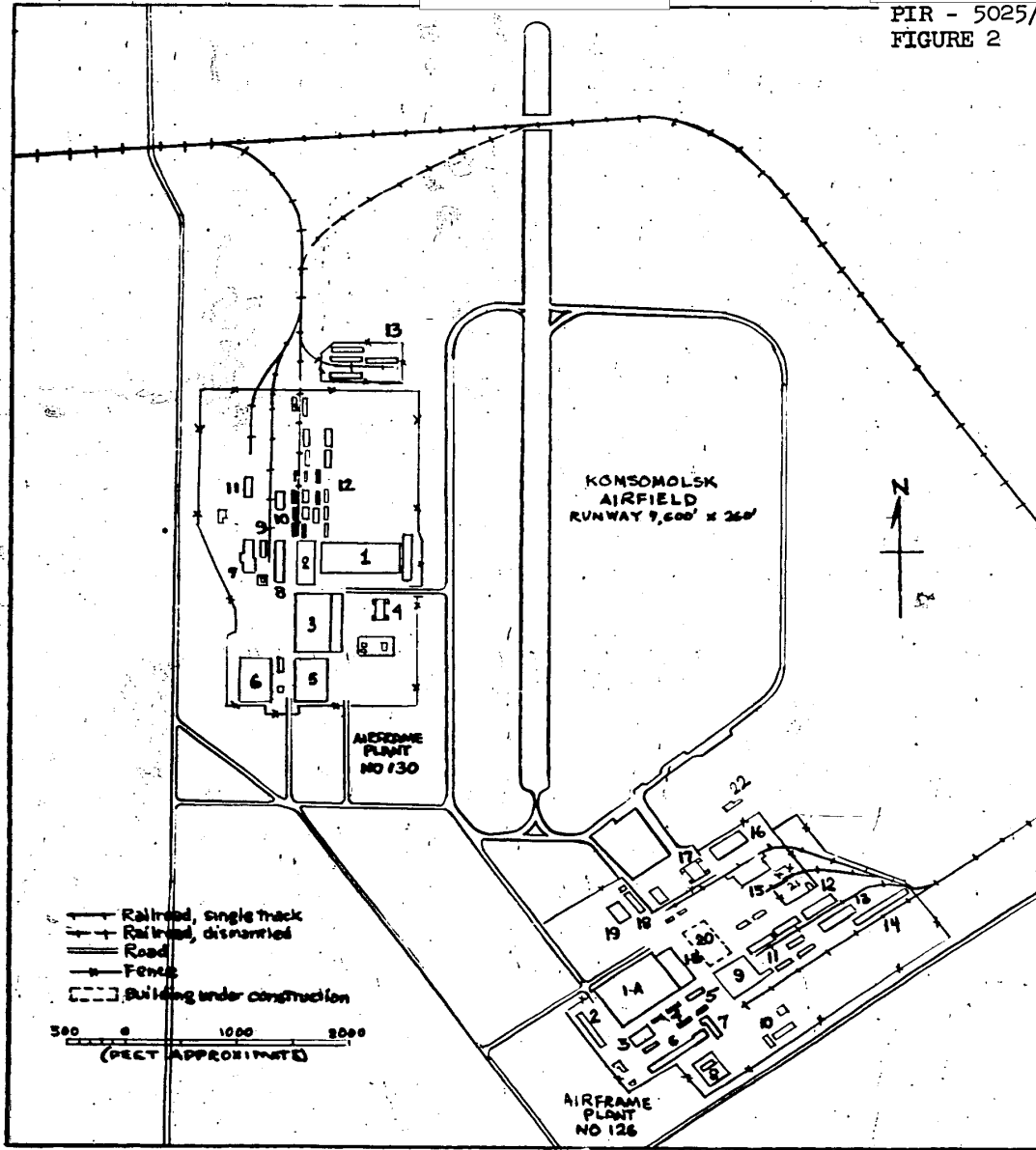
25X1

25X1

TOP SECRET CHESS-RUFF

PIR - 5025/65
FIGURE 2

25X1



TOP SECRET CHESS-RUFF

25X1