

ILLEGIB

Approved For Release 2000/08/23 : CIA-RDP78T05439A000300320051-1

Approved For Release 2000/08/23 : CIA-RDP78T05439A000300320051-1

~~TOP SECRET~~

12806

CIA/PIR-18/64

July 1964

TCS-7247/64

Copy 5

4 Pages

CENTRAL INTELLIGENCE AGENCY
PHOTOGRAPHIC INTELLIGENCE REPORT

ORENBURG AIRFRAME PLANT NO 47 ORENBURG, USSR



Handle Via **TALENT - KEYHOLE** Control Only

WARNING

This document contains classified information affecting the national security of the United States within the meaning of the espionage laws U. S. Code Title 18, Sections 793 and 794. The law prohibits its transmission or the revelation of its contents in any manner to an unauthorized person, as well as its use in any manner prejudicial to the safety or interest of the United States or for the benefit of any foreign government to the detriment of the United States. It is to be seen only by personnel especially indoctrinated and authorized to receive TALENT-KEYHOLE information. Its security must be maintained in accordance with KEYHOLE and TALENT regulations.

Published and Disseminated by

NATIONAL PHOTOGRAPHIC INTERPRETATION CENTER

Declassification Review by NIMA/DOD

~~TOP SECRET~~

GROUP 1
Excluded from automatic
downgrading and declassification

TOP SECRET CHESS RUFF

Handle Via
TALENT-KEYHOLE
Control System Only

TCS-7247/64
CIA/PIR-18/64

ORENBURG AIRFRAME PLANT NO 47
ORENBURG, USSR

25X1A

25X1A

Orenburg Airframe Plant No 47 (BE No [redacted]) and is served by both roads and rail (Figure 1). [redacted] is located at 51-48-00N 55-06-40E in the northeast suburbs of Orenburg, USSR. The plant is adjacent to Orenburg Airfield

Orenburg Airframe Plant No 47 was observed on photography from TALENT Mission

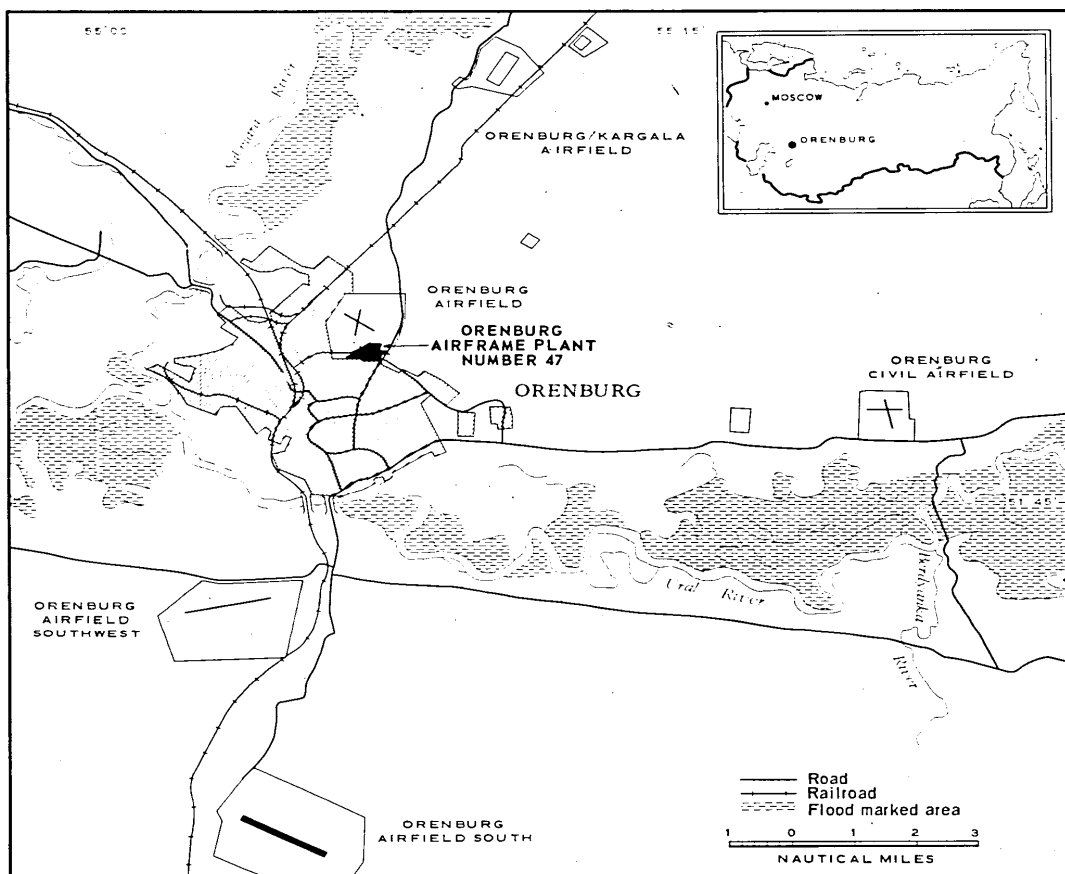


FIGURE 1. LOCATION MAP.

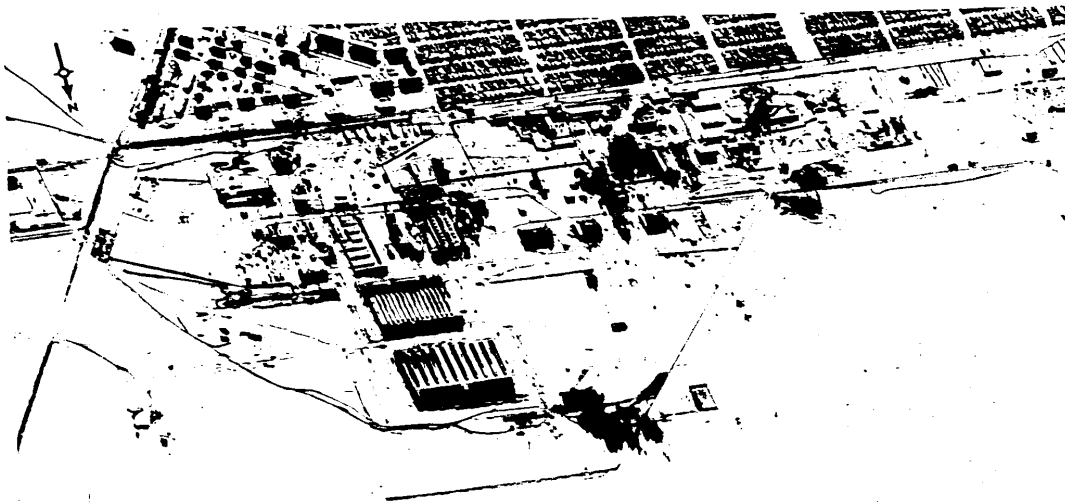
NPIC J-1902 (7/64)

Handle Via
TALENT-KEYHOLE
Control System Only

TOP SECRET CHESS RUFF

Handle Via
TALENT-KEYHOLE
Control System Only

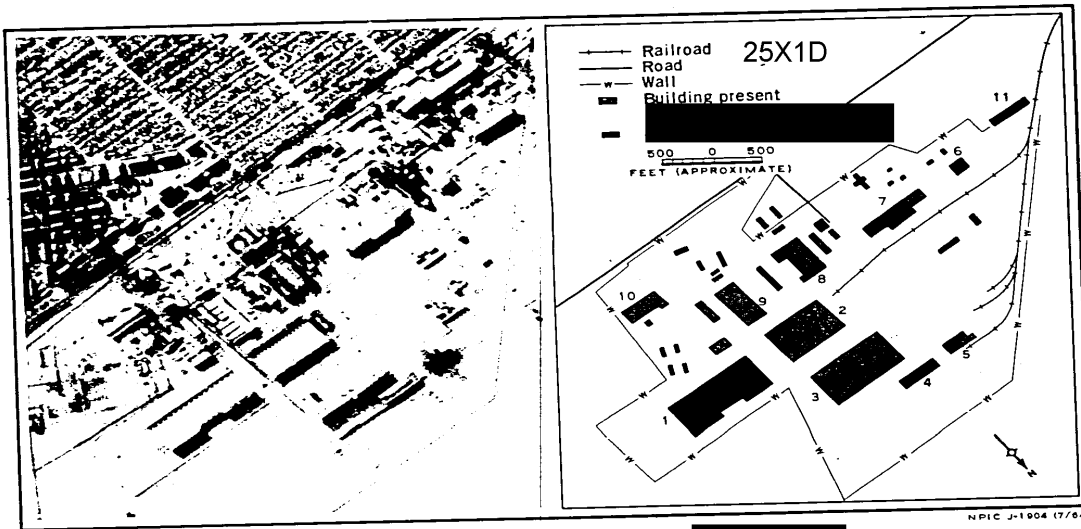
TCS-7247/64
CIA/PIR-18/64



25X1D

NPIC J-1903 (7/64)

FIGURE 2. ORENBURG AIRFRAME PLANT NO 47, [REDACTED]



NPIC J-1904 (7/64)

FIGURE 3. ORENBURG AIRFRAME PLANT NO 47, [REDACTED]

- 2 -

25X1D

Handle Via
TALENT-KEYHOLE
Control System Only

TOP SECRET CHESS RUFF

TOP SECRET CHESS RUFF

Handle Via
TALENT-KEYHOLE
Control System Only

TCS-7247/64
CIA/PIR-18/64

Table 1. Description of Facilities, Orenburg Airframe Plant No 47
(Items are keyed to Figure 3)

Item	Description Function	Dimensions (ft)	Floorspace (sq ft)
1	Machine shop workshop	990 x 440	435,600
2	Assembly machine shop	665 x 445 x 50h	295,925
3	Assembly machine shop	820 x 460 x 50h	377,200
4	Warehouse	440 x 125	55,000
5	Steamplant	Irregular	12,880
6	Hangar	170 x 160	27,200
7	Workshop	Irregular	114,750
8	Foundry	Irregular	117,330
9	Machine shop workshop	535 x 265	141,775
10	Workshop	Irregular	83,155
11	Warehouse	440 x 85	37,400
Total floorspace of numbered buildings			1,698,215
Total floorspace of other buildings			171,525
Total floorspace of plant			1,869,740

25X1D

25X1D

██████████ This photography shows the plant containing approximately 1,291,340 square feet of floorspace. A comparison of this photography with that from KEYHOLE Mission ██████████ shows new additions containing approximately 578,400 square feet of floorspace (Figure 3).

25X1D

The additions have been identified as a machine shop/workshop (item 1, Figure 3), two warehouses (items 4 and 11), and a new section which combines two hangars to form a workshop (item 7). The construction of the machine shop/workshop and one of the warehouses (item 4) was in evidence in ██████████ (Figures 2 and 3). This warehouse was complete in ██████████ and the machine shop/workshop appeared to be complete in ██████████. Construction

25X1D

25X1D

25X1D

25X1D

25X1D

of the other warehouse (item 11) had begun by ██████████ and was complete by ██████████. The new section (item 7) was under construction when observed on Mission ██████████, and was complete by ██████████. The total floorspace of the plant in ██████████ was approximately 1,869,740 square feet.

25X1D

25X1D

25X1D

The adjacent Orenburg Airfield, which serves the plant as a test and flyaway field, has two sod-surfaced runways in the form of a cross. The north/south runway measures approximately 3,500 by 185 feet, and the east/west runway measures approximately 4,250 by 415 feet. No aircraft were observed at the airfield on KEYHOLE photography; however, two COACH/CRATE were visible in ██████████.

25X1D

TOP SECRET CHESS RUFF


Handle Via
TALENT-KEYHOLE
Control System Only

TCS-7247/64
CIA/PIR-18/64

REFERENCES

25X1D

PHOTOGRAPHY



MAPS OR CHARTS

SAC. US Air Target Chart, Series 200, Sheet 0236-2AL, 2d ed, May 60, scale 1:200,000 (SECRET)

REQUIREMENT

CIA. C-RR4-81.357

PROJECT

C-775 '64