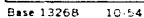


ILLEGIB

Approved For Release 2000/08/22 : CIA-RDP78T05439A000100090107-4

Approved For Release 2000/08/22 : CIA-RDP78T05439A000100090107-4



~~TOP SECRET CHIESS~~

PIC/JM-2/59

AIRCRAFT PLANT "KRASNY LUCHI" 272

LENINGRAD, USSR

Aircraft Plant "Krasny Luchi" 272 is located in north-central Leningrad, on the northern bank of the Bolshaya Nevka River. This plant, a producer of aircraft and engine parts, occupies an area approximately 1,300 feet by 1,100 feet and contains 371,275 square feet of floor space. There are no rail facilities, but road and river transportation serve the plant. A comparison of good quality [REDACTED] photography with that of 1943 shows no major changes in this plant. 25X1D

Major components of the aircraft plant are identified and described in the accompanying line drawing and key to annotations.

TOP SECRET CHESS

TOP SECRET CRESS

PIC/JM-2/59

AIRCRAFT PLANT "KRASNY LUCHI" 272, LENINGRAD, USSR

KEY TO ANNOTATIONS

No.	Type of Building	Length/Width/Height (feet)	Stories	Roof Cover (sq. ft.)	Floor Space (sq. ft.)
1	Warehouse	120 x 45 x 10	1	5,400	5,400
2	Cement-block drying shed	275 x 45 x 10	1	12,375	12,375
3	Production shop				
	Center section	105 x 50 x 35	3	5,250	15,750
	East wing	95 x 35 x 35	3	3,325	9,975
	West wing	95 x 85 x 25	2	8,075	16,150
4	Production shop	155 x 70 x 30	3	10,850	32,550
5	Coal bunker	140 x 45	-	-	-
6	Steam plant	80 x 35 x 30	1	2,800	2,800
7	Production shop	340 x 95 x 20	1	32,300	32,300
8	Production shop	170 x 80 x 20	1	13,600	13,600
9	Machine shop				
	East section	215 x 65 x 15	1	13,975	13,975
	West section	110 x 70 x 15	1	7,700	7,700
10	Storage shed	120 x 45 x 10	1	5,400	5,400
11	Personnel/Storage				
	North section	290 x 70 x 20	2	20,300	40,600
	South section	250 x 50 x 20	2	12,500	25,000
12	Production shop	340 x 95 x 30	1	32,300	32,300
13	Administration	80 x 35 x 20	2	2,800	5,600
14	Administration	35 x 35 x 10	1	1,225	1,225
15	Warehouse	120 x 30 x 15	1	3,600	3,600
16	Production shop	120 x 80 x 50	4	9,600	38,400
17	Production shop				
	West section	200 x 50 x 10	1	10,000	10,000
	North section	155 x 50 x 10	1	7,750	7,750
	South section	155 x 50 x 10	1	7,750	7,750
	Center section	60 x 60 x 10	1	3,600	3,600
18	Warehouse				
	East section	220 x 50 x 10	1	11,000	11,000
	Center section	95 x 50 x 10	1	4,750	4,750
	West section	35 x 35 x 10	1	1,225	1,225
19	Warehouse	140 x 70 x 10	1	9,800	9,800
	TOTAL			259,250	371,275

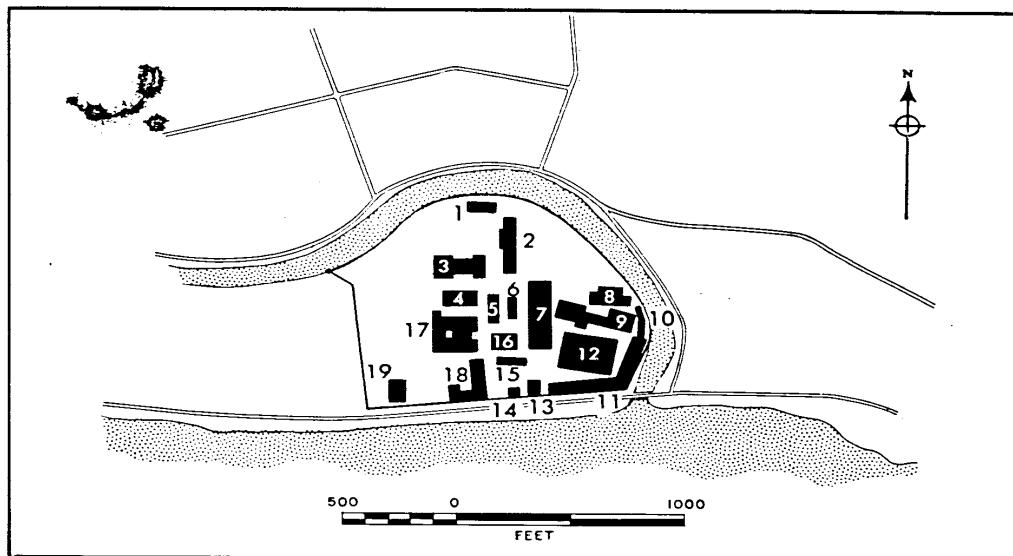
- 4 -

TOP SECRET CRESS

4

AIRCRAFT PLANT "KRASNY LUCHI" 272, LENINGRAD, USSR

25X1D



- 5 -

TOP SECRET CHESH

TOP SECRET-CH/56

PIC/JM-2/59

REQUIREMENT: Prepared in answer to RR/E/R55/58 requesting a description of Leningrad Aircraft Plant "Krasny Luchi" 272.

25X1D

PHOTO DATA:



REFERENCES:

ATMP 0153-9997-1-100A, 2nd Ed., Oct 53. (S)


0153-9997-1-25MA, 2nd Ed., Oct 53. (S)

Air, 7050 AISW. 139612-56-B-3057-B. (Wringer EP 126067), 27 Aug 53. (C)

Air, 7050 AISW. 152196-61-B-4276-A. (Wringer EP 100091), 25 Aug 53. (C)

COORDINATES: 59°59'N/30°19'E

B. E. NUMBER:



25X1D

TOP SECRET-CH/56