

TOP SECRET



IMAGERY
ANALYSIS
DIVISION

PIR

PHOTOGRAPHIC INTELLIGENCE REPORT

~~RESTRICTED~~

KAZAN AIRFRAME PLANT NO A-387

KAZAN, USSR




Declass Review by NIMA/DOD



25X1

CIA/PIR - 75046



25X1

DATE NOVEMBER 1966

COPY 111

PAGES 4

GROUP 1
Excluded from automatic
downgrading and declassification

TOP SECRET

25X1

Approved For Release 2003/03/04 : CIA-RDP78T05161A001200010028-6

Approved For Release 2003/03/04 : CIA-RDP78T05161A001200010028-6

Approved For Release 2003/03/04 : CIA-RDP78T05161A001200010028-6

| RECORD COPY | COPY NO. | PUB. DATE | LOCATION | MASTER | DATE RECEIVED | LOCATION | | | | | |
|----------------------|----------|-----------|--------------------|---------------|---------------|------------------|-----|-----|--------------|-------|-----|
| DISPOSITION DATE (S) | | | | STOCK LEVEL | MINIMUM | MAXIMUM | | | | | |
| CUT TO COPIES | 0 | DATE | 1-73 | CUT TO COPIES | DATE | COPIES DESTROYED | | | | | |
| CUT TO COPIES | | DATE | | CUT TO COPIES | DATE | | | | | | |
| CUT TO COPIES | | DATE | | MASTER | DATE | | | | | | |
| DATE | | | RECEIVED OR ISSUED | | | NUMBER OF COPIES | | | | | |
| MO. | DAY | YR. | REC'D | ISS'D | BAL | MO. | DAY | YR. | REC'D | ISS'D | BAL |
| 11 | 18 | 66 | | | 10 | | | | | | |
| | 8 | 72 | | | 0 | | | | | | |
| | | | | | | | | | 184910 | | |
| | | | | | | | | | <u>23088</u> | | |
| | | | | | | | | | 207998 | | |

Approved For Release 2003/03/04 : CIA-RDP78T05161A001200010028-6

TOP SECRET

25X1

25X1

25X1

KAZAN AIRFRAME PLANT NO A-387
KAZAN, USSR, [redacted]

25X1

Kazan Airframe Plant No A-387 (BE No [redacted]) is located at 55-47-53N 49-03-00E in the southwest section of Kazan, USSR (Figure 1). The plant is surrounded by approximately 6,900 linear feet of wall, probably board, with

controlled access and is served by both road and rail with approximately 4,050 linear feet of rail within the plant area. Airframe Plant No A-387 is presumed to be supplying parts for Kazan Airframe Plant No B-387 to the

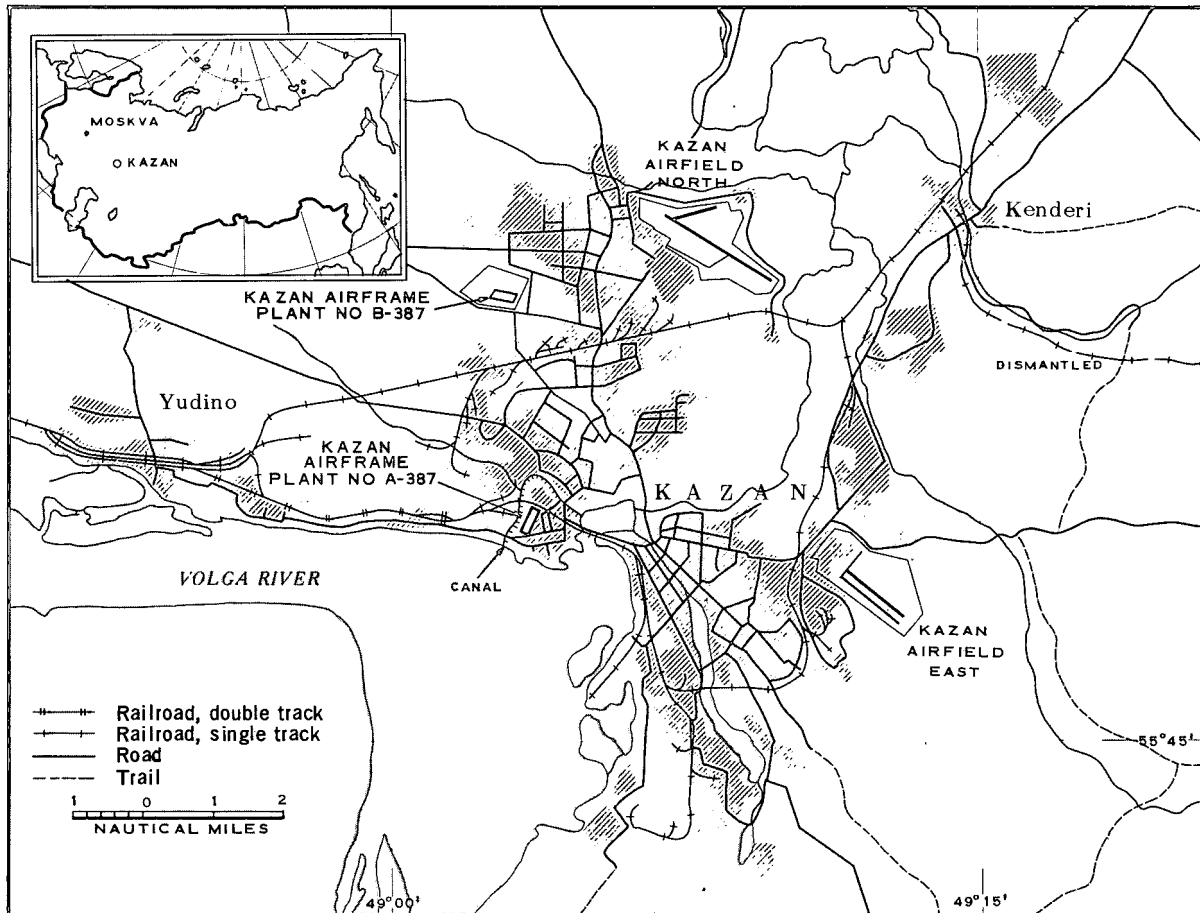


FIGURE 1. LOCATION MAP.

L-5954 (10/66)

TOP SECRET

25X1

X1

25X1



FIGURE 2. KAZAN AIRFRAME PLANT NO A-387, KAZAN, USSR,

FIGURE 3. KAZAN AIRFRAME PLANT NO A-387,

25X1

25X1

25X1

25X1

north [redacted]; however, Plant A-387 and Plant B-387 are separate plant areas. 1/ Figures 2 through 4 show Plant A-387 [redacted]. The table associated with Figure 4 gives dimensions and descriptions of major buildings; item numbers are keyed to this table.

increase of approximately 31,325 square feet, bringing the total floorspace to 498,325 square feet. No major change was apparent in a comparison with [redacted] photography, when floorspace of 502,525 square feet was reported. 2/ [redacted] photography [redacted] reveals the addition of a few small buildings, and measurements taken from this photography give a total of [redacted] of floorspace and a volume [redacted] within the plant area (Figure 4). [redacted] figures are from good-quality stereo photography on a mission type not previously used for mensurations on this particular plant.

25X1

25X1

25X1

25X1

25X1

25X1

25X1

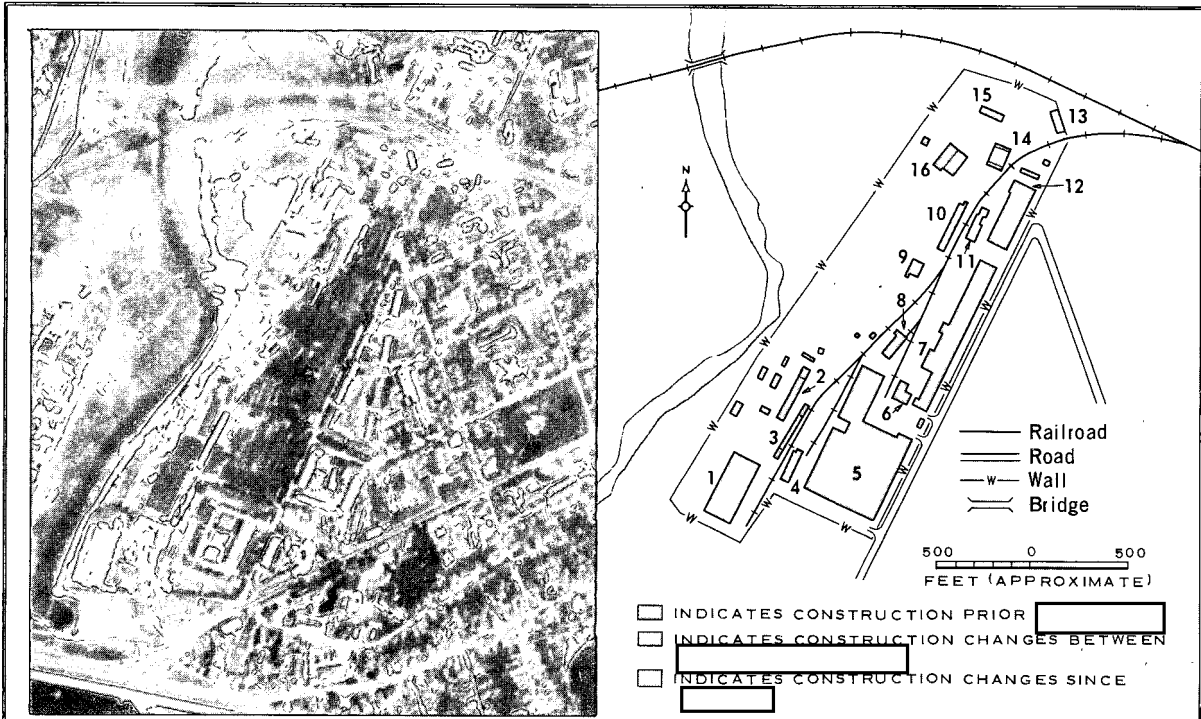
25X1

25X1

25X1

25X1

25X1



| ITEM | DESCRIPTION | DIMENSIONS (ft) (see note) | | | FLOORSPACE (sq ft) | CUBIC FEET |
|---|-----------------------|-------------------------------|---|---|-----------------------|------------|
| | | L | W | H | | |
| 1 | Workshop | | | | | |
| 2 | Workshop | | | | | |
| 3 | Storage bldg | | | | | |
| 4 | Transshipment bldg | | | | | |
| 5 | Assembly/machine shop | | | | | |
| 6 | Prob admin bldgs (2) | | | | | |
| 7 | Forge/foundry | | | | | |
| 8 | Workshop | | | | | |
| 9 | Workshop | | | | | |
| 10 | Storage bldg | | | | | |
| 11 | Storage bldg | | | | | |
| 12 | Workshops (2) | | | | | |
| 13 | Storage bldg | | | | | |
| 14 | Workshop | | | | | |
| 15 | Secured storage bldg | | | | | |
| 16 | Sawmill (2 bldgs) | | | | | |
| Total floorspace & cubic feet of numbered bldgs | | | | | | |
| Total floorspace & cubic feet of other bldgs | | | | | | |
| Total floorspace & cubic feet of plant | | | | | | |

NOTE--With the exception of those heights marked with an asterisk (*), all measurements were calculated by NPIC/TID; horizontal measurements are accurate to within ± 5 ft or 2%, whichever is greater, and vertical measurements are accurate to within ± 5 ft. Measurements were derived from [redacted].
 *Height calculated by CIA/IAD project analyst.

FIGURE 4. KAZAN AIRFRAME PLANT NO A-387, [redacted]

25X1



Approved For Release 2003/03/04

TOP SECRET

CIA-RDP78T05161A001200010028-6

CIA/PIR-75046

25X1

REFERENCES




25X1

MAPS OR CHARTS

25X1

SAC. US Air Target Chart, Series 200, Sheet 0165-1HL, 3d ed, Jul 64, scale 1:200,000 (SECRET)




25X1

DOCUMENTS

25X1

1. NPIC. Kazan Airframe Plant B-387, USSR, Jul 66 (TOP SECRET)



25X1

25X1

2. CIA. PIR-27/64, Kazan Airframe Plant No 387 and Assembly Facilities At Kazan Airfield Northwest, Kazan, USSR, Sep 64 (TOP SECRET)



25X1

REQUIREMENT

CIA. C-RR6-83,650


PROJECT

31260/66 (partial answer)

Approved For Release 2003/03/04

TOP SECRET

CIA-RDP78T05161A001200010028-6



25X1

TOP SECRET

TOP SECRET