


JOINT PHOTOGRAPHIC INTELLIGENCE BRIEF
ARMY-NAVY-CIA

(Published and Disseminated by CIA/PIC)

SUBJECT : Two Linear Antennas NO : PIC/JB-108/60
LOCATION : Sary Shagan, USSR DATE : 13 June 1960
WAC : 245 LAT : 45°55'N
LONG : 73°33'E

25X1D



REMARKS:

An area containing two large fixed linear antennas, each with adjoining support facilities, has been identified in the vicinity of Sary Shagan Support Base (see Figure 1). One antenna is complete, while the other, located approximately 3,500 feet to the south, is under construction. Its size cannot be determined due to partial cloud cover; however, from photographic evidence it appears that both antennas will be similar in design and size. The support facilities for the antenna under construction are also partially cloud covered. The area is located along a road which leads south from the housing area roughly parallel to the western shore of Lake Balkhash. At least three other electronics sites are located along this road.

The completed antenna (see Figure 2 for artist's concept) appears to consist of a nearly vertical, slightly curved parabolic reflector screen about 510 feet long in front of which is a tubelike feed as long as the screen and 35 feet high. About 280 feet in front of the screen and parallel to it is a ground clutter screen about 620 feet long. The top of the antenna screen is 70 to 75 feet above the ground. Near the antenna is a large three-story control building 145 by 45 feet and several other support buildings. The antennas are parallel, and a line constructed perpendicular to them is oriented on an azimuth of [redacted] generally in the direction of the Kapustin Yar/Vladimirovka Missile Test Range.

25X1D

Declass Review by NIMA/DOD

VITAL RECORDS COPY

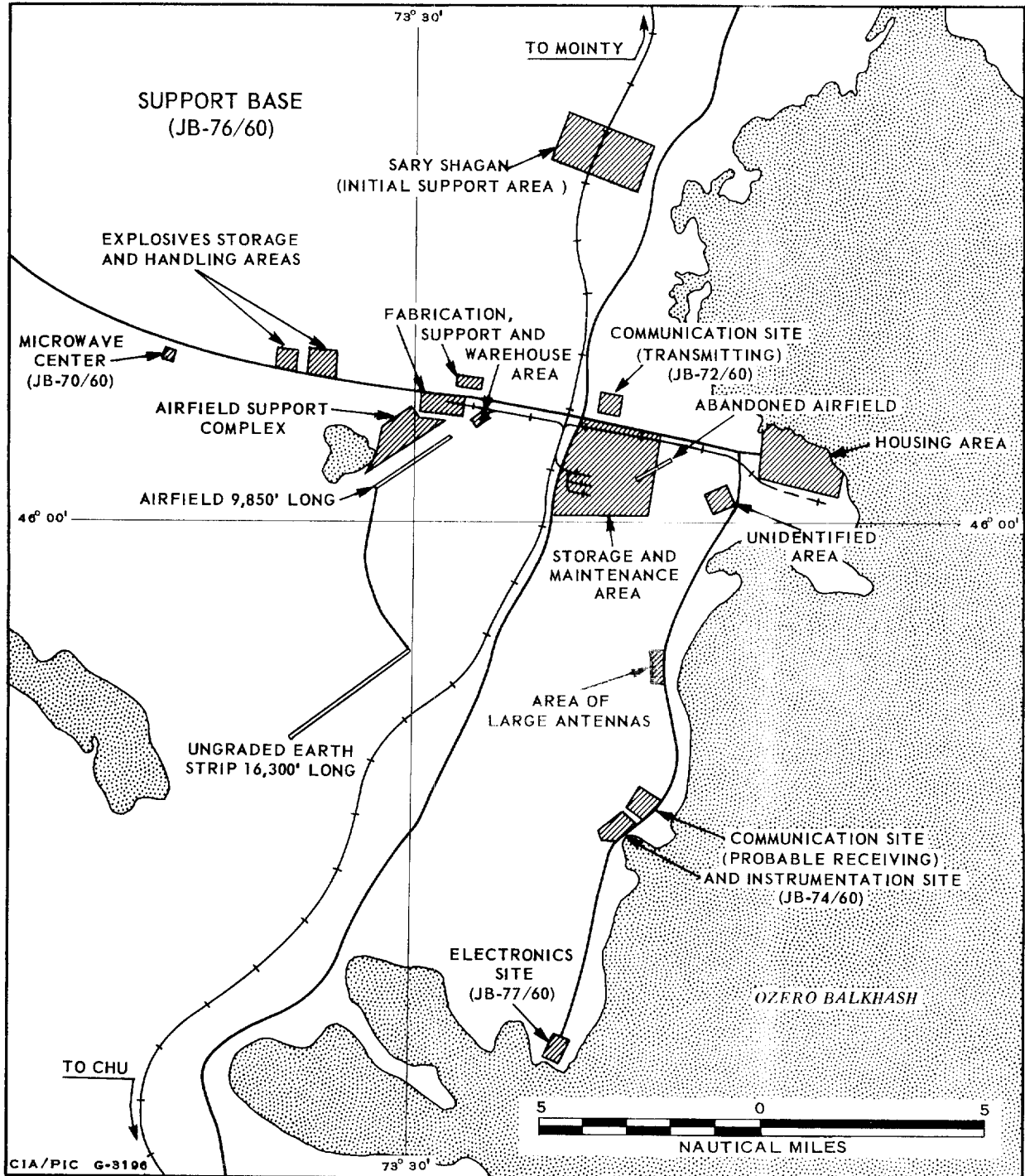


FIGURE 1. SARY SHAGAN SUPPORT BASE. This map shows the location of the two large antennas, as well as other major items in the base area. Some changes in functional designations have been made from those given in the CIA/PIC joint briefs indicated on the map.

TOP SECRET CHESS

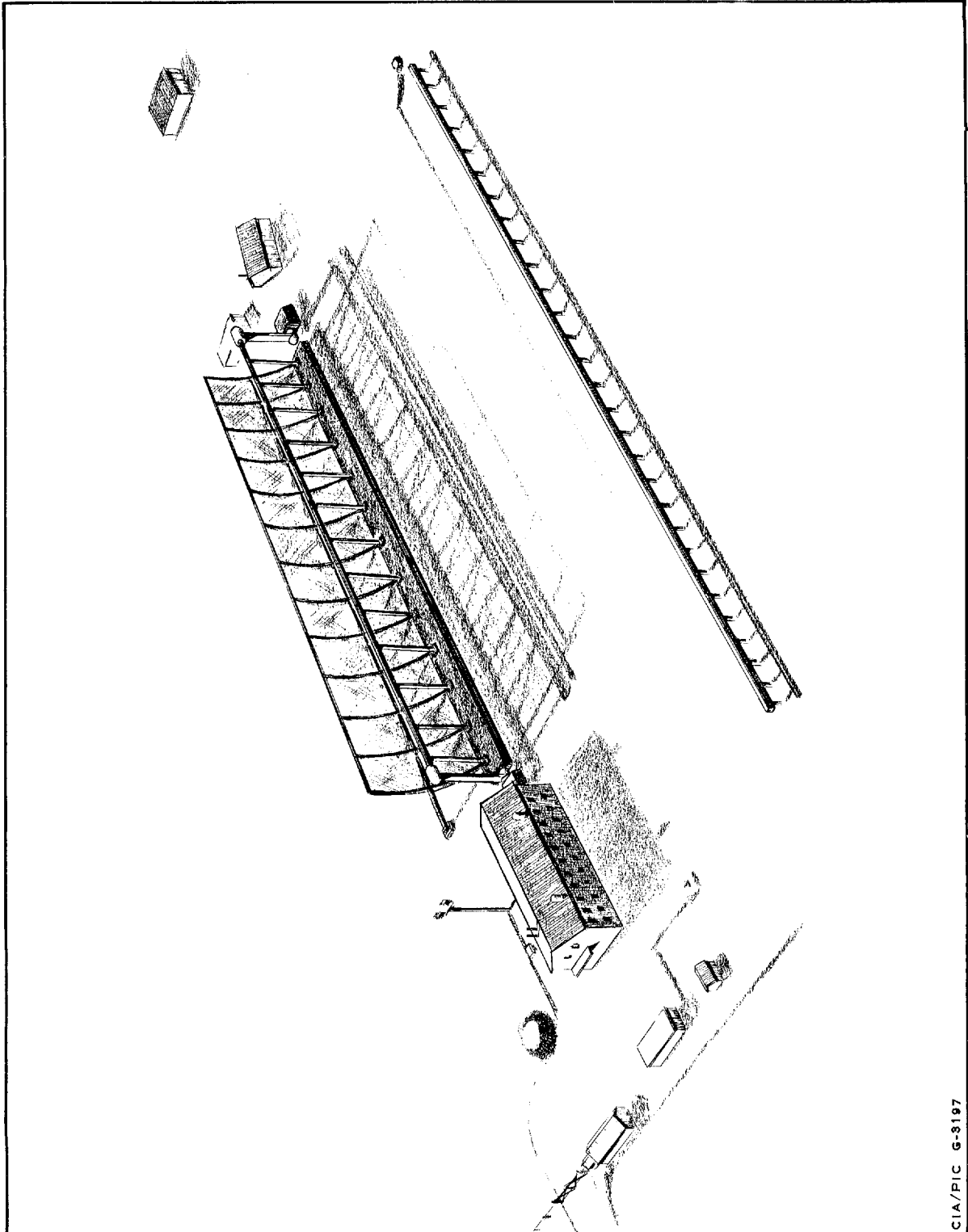


FIGURE 2. ARTIST'S CONCEPT OF COMPLETED ANTENNA.

CIA/PIC G-3197