


CONFIDENTIAL



OUT59028

25X1

26 JUL 7 00 41Z

P 070013Z

FM NPIC WASH DC
TO AIG NINE SEVEN SIX
RUEKDA/DIA PRODCEN
RUEKDA/NIC

multi

BT

CONFIDENTIAL




25X1

CITE NPIC 7691.

REF A: NPIC CITE 7659 DTG 030204Z JUL 66

REF B: NPIC CITE 7544, DTG 212237Z JUN 66

CONTINUING SCAN BY NPIC OF MISSION BLUE SPRINGS 5520 OF 2 JULY 1966 REVEALS THE FOLLOWING INFORMATION ON THE HA NOI-PING HSIANG RAIL LINE:

1. THE RAIL BY-PASS U/C (REF A) AROUND THE BAC GIANG RAIL BRIDGE  AT 2116N 10600E HAS BEEN CONSTRUCTED USING STANDARD GAUGE TIES WITH METER GAUGE TRACK. THIS TYPE ACTIVITY WAS FIRST OBSERVED 4.5 NM NE OF KEP AT 2126N 10621E




IT IMMEDIATELY PRECEDED THE ADDITION OF A THIRD RAIL, ALLOWING UTILIZATION OF THE LINE BY BOTH METER AND STANDARD GAUGE RAIL CARS. THE CONSTRUCTION OF A BY-PASS AROUND THE BAC GIANG RAIL BRIDGE WAS PRECIPITATED BY AIR STRIKES IN



7 JUL 1966

DISTRIBUTION		
Qty No.	Office	Act.
1	File	
2	OS 89	
	ADMIN 25X1	
	SEC BR	
3	P & ES	
	CSD	<input checked="" type="checkbox"/>
	IPD	
	PD	
	PSD	
	PSD-ICB 25X1	
	TID	
4, 5	IAD	
6	PAG	
	DIAXX-4	
7	SPAD *	
	NSA-LO	
	DIA-AP	

* SANITIZED 25X1



APRIL 1966 AND THE BY-PASS RAIL BED HAS BEEN CONSTRUCTED TO ACCOMODATE FUTURE EXTENSION OF DUAL GAUGE TRACK SOUTH FROM KEP. INITIAL CONSTRUCTION OF THE BY-PASS RAIL BED WAS EVIDENT

25X1

NUMEROUS STANDARD GAUGE TIES ARE

25X1

STACKED ADJACENT TO THE RAIL LINE AT 2116N 10610E (UTM'S XJ221528, XJ218528, AND XJ217528). PROBABLE RAILS ARE ALSO OBSERVED PILED ADJACENT TO THE RAIL LINE IN THIS AREA. THERE IS NO EVIDENCE OF EMPLACED STANDARD GAUGE TIES SW OF BAC GIANG AT 2113N 10605E. (BB)

25X1

2. TWO HALF-THRU TRUSS BRIDGE SECTIONS ARE LOCATED ON THE NORTH SIDE OF THE BAC GIANG RAIL YARD AT 2116N 10611E (UTM XJ 242532). (BB)

25X1

3. A RAIL BY-PASS U/C AROUND THE DAP CAU RAIL BRIDGE

EXTENDS FROM 2112N 10605E (UTM XJ138454), TO A BRIDGE U/C CONSISTING OF 8 WOODEN PILING-PIERS AT 2112N 10605E (UTM XJ132456), THEN TO 2111N 10605E (UTM XJ128438) WHERE IT REJOINS THE HA NOI-PING HSIANG RAIL LINE. THE RAIL BED IS IN LATE STAGES OF CONSTRUCTION, HOWEVER NO TIES OR TRACK HAVE BEEN LAID.

25X1

MAP REF: AMS SERIES L701 SHEET 6274IV

USATC SERIES 200 SHEET 0616-19HL. GP-1

C O N F I D E N T I A L

25X1

25X1