

25X1A

Approved For Release 2000/09/08 : CIA-RDP78-04007A001200060002-1

Next 4 Page(s) In Document Exempt

Approved For Release 2000/09/08 : CIA-RDP78-04007A001200060002-1

**OFFICE OF SECURITY
ANNUAL RECORD OF
MISCELLANEOUS ACTIVITIES**

PHYSICAL SECURITY

	<u>Calendar Years</u>				<u>Fiscal Year</u>
	<u>1956</u>	<u>1957</u>	<u>1958</u>	<u>1959</u>	<u>1960</u>
Physical security surveys	262	131	356	109	66
Safe combinations changed	5,869	8,151	6,245	4,526	6,410
Visitor badges issued	106,967	101,053	91,959	111,946	113,611
Armed escort of classified material within the U. S.	113	91	81	76	63

CONTROL, SUPPORT AND SERVICE OF OVERT ACTIVITIES

	<u>Calendar Years</u>				<u>Fiscal Year</u>
	<u>1956</u>	<u>1957</u>	<u>1958</u>	<u>1959</u>	<u>1960</u>
Requests for CIA record checks received from other agencies	25,720	30,911	29,410	31,491	33,252
Security files reviewed in response to other agency requests	1,828	1,699	1,961	1,778	1,968
Employees interviews (Returnees, Resignees, Official Travelers and Special)	6,985	7,487	6,757	5,503	4,578
Employees' transfer and reassignment actions reviewed	4,459	6,209	5,680	6,275	6,514
Requests for liaison contacts with other agencies	7,904	7,838	9,203	9,221	9,227
Employees' requests for approval of outside activities (outside instruction, travel, publications, miscellaneous)	4,480	4,645	6,163	6,433	6,049

SECRET

25X1A

Approved For Release 2000/09/08 : CIA-RDP78-04007A001200060002-1

Approved For Release 2000/09/08 : CIA-RDP78-04007A001200060002-1

SECRET

**OFFICE OF SECURITY
ANNUAL RECORD OF
OVERT AND SEMI-COVERT CASES RECEIVED**

CHART #1

The cases reflected in this chart consist of all staff applicants and other "overt" or "semi-covert" type cases, such as consultants, staff type contract employees, military assignees, guards, char force, etc., all of which normally require full field investigations. Also included in this category are other "overt" or "semi-covert" type cases not requiring full field investigations but on which checks are made, [REDACTED] and all persons checked in connection with classified procurement, technical contacts, administrative support and miscellaneous cases.

25X1A
25X1A

Those overt and semi-covert cases requiring full field investigations are combined with the covert cases requiring full field investigations to show the total full field investigative load in Chart #5.

SECRET




Chart #1

SECRET

**OFFICE OF SECURITY
ANNUAL RECORD OF
T/O STAFF APPLICANT CASES RECEIVED AND
APPROVED OR DISAPPROVED**

CHART #2

This chart records T/O Staff Applicant Cases only. The cases shown as "Received", are included in the total overt and semi-covert cases shown in Chart #1, but are presented separately in this report because of the particular interest of the Agency in the status of this type of case and also for the purpose of showing the number of approvals and disapprovals.

All of these cases received full field investigations and are included in the total shown in Chart #5, which presents all overt and semi-covert cases and covert cases requiring full field investigations.

The difference between the total T/O Staff Applicant cases Received and those Approved or Disapproved reflects a considerable percentage of cases which are cancelled, withdrawn, or given other action. Cases disapproved by the Medical-Security-Personnel Review Panel are not included in the disapproved cases shown in this chart.

SECRET

SECRET

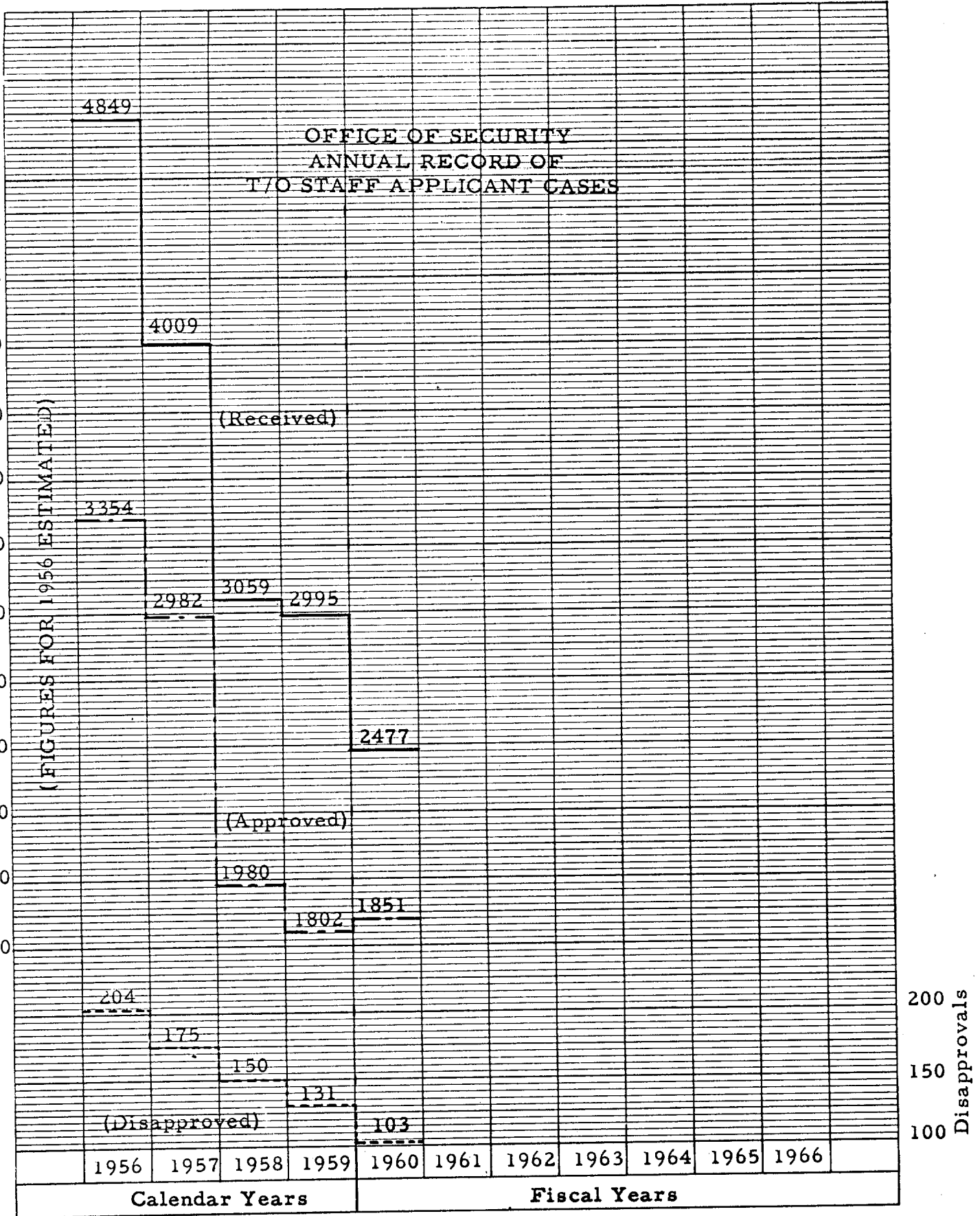


Chart #2

SECRET

SECRET

**OFFICE OF SECURITY
ANNUAL RECORD OF
PROCESSING TIME FOR APPLICANT TYPE CASES**

CHART #3

This chart shows the average number of days it takes to clear an applicant from the day his PHS is received in the Office of Security to the day his clearance is issued.

The time is roughly divided, 75% in investigations and 25% in research and appraisal. The latter operations have remained fairly constant through the years, averaging about 20 days. The investigative time naturally fluctuates to a greater extent, ranging approximately from 40 to 80 days and averaging roughly about 60 days.

SECRET




Chart #3

25X1A

Approved For Release 2000/09/08 : CIA-RDP78-04007A001200060002-1

Approved For Release 2000/09/08 : CIA-RDP78-04007A001200060002-1

OFFICE OF SECURITY
ANNUAL RECORD OF
COVERT CASES RECEIVED

17000
16500
16000
15500
15000
14500
14000
13500
13000
12500
12000
11500
11000
10500
10000

16132

13372

11391

14068

14284

SECRET

**OFFICE OF SECURITY
ANNUAL RECORD OF
FULL FIELD INVESTIGATIONS RECEIVED**

CHART #5


This chart shows the total number of cases received and assigned to the Office of Security [REDACTED] for full field investigations. They consist of those overt and semi-covert cases and covert cases requiring full field investigations as described in the explanations of Charts #1 and #4.

25X1A

Due to incomplete records, the number of covert cases requiring full field investigations are not available for the years 1956, 1957, and 1958. Commencing with 1959 the chart reflects all full field investigations, including covert cases.

SECRET

OFFICE OF SECURITY
 ANNUAL RECORD OF
 FULL-FIELD INVESTIGATIVE
 CASES RECEIVED
 (Overt, Semi-Covert and Covert)



Overt and
 ← Semi-Covert →
 Cases only

Calendar Years

Fiscal Years

SECRET

Chart #5

25X1A

Approved For Release 2000/09/08 : CIA-RDP78-04007A001200060002-1

Next 3 Page(s) In Document Exempt

Approved For Release 2000/09/08 : CIA-RDP78-04007A001200060002-1

SECRET

**OFFICE OF SECURITY
ANNUAL RECORD OF
AGENCY SECURITY VIOLATIONS**

CHART #8

The number of overseas security violations are not available for the years 1956 and 1957. Commencing in 1958, the chart shows the total Agency violations indicated by the solid line. This is made up of Headquarters security violations reported, investigated, and charged, as represented by the dot-dash line, and Overseas security violations reported to Headquarters and charged, as represented by the dotted line.

SECRET

