

~~CONFIDENTIAL~~

TABLE OF CONTENTS

General Review and Major Accomplishments

Annex:

NIS Commendations

NIS Production, Publication, and Dissemination

Tab A - NIS Production by Agencies	FY 1959
Tab B - NIS Production by Agencies	FY 1949-59
Tab C - NIS in Process and Published	FY 1949-59
Tab D - Status of NIS by World Areas	FY 1959
Tab E - NIS Gazetteer Production	FY 1949-59
Tab F - NIS Areas Coverage (Map)	FY 1959

~~CONFIDENTIAL~~

Annual Report of the NIS Program

Fiscal Year 1959

1. Production during FY 1959 brought to 4,754 the total of sections, including 722 on Maintenance, produced during the eleven years of the NIS program. This represents 76% of initial world-wide basic intelligence coverage of which the JCS highest priority areas are essentially complete and under active Maintenance. Production during the year was seriously affected by manpower reductions and diversions in the contributing agencies. Scheduling was not met during most of FY 1959 and one-third of the year's total was produced in the final month. The total of 493 sections for the year approximated the JCS annual requirement.

2. The prime concern of the NIS Committee this year as for several years past has been the problem of providing an adequate revision base for more than 4,000 published sections at a time when over-all NIS production in the contributing agencies is being seriously affected by reductions in manpower and diversions of effort to crash and other departmental projects.

3. Directly bearing on the continuing examination of Maintenance and the over-all development of the NIS program was the March 1959 CINCNELM report on use of the NIS in connection with the 1958 Lebanon crisis. Based on extensive comments from the principal U.S. Commands involved, the CINCNELM report confirmed the value of the full spectrum of NIS content coverage and the importance of the on-hand availability of the NIS

CONFIDENTIAL

at time of emergency. The report stated that the NIS was widely used by all Commands, and, for COMSIXTHFLT, constituted the most important single source of both general and detailed basic intelligence on Middle East and Mediterranean areas. The report specifically commented on lack of adequate Maintenance and suggested that in general the NIS be comprehensively maintained at intervals not exceeding five years.

4. To provide a basis for concerted action on the Maintenance problem, the Office of Basic Intelligence prepared a staff study which pointed out that existing capabilities of the contributing agencies could not concurrently support both completion of initial world coverage and comprehensive Maintenance production on an acceptably timely basis. The study concluded that more timely Maintenance will as a minimum require sustained contributor effort at the full JCS annual level of 8 equivalent NIS, as well as selective scheduling in terms of Maintenance priorities in areas and topics. At the close of the fiscal year the member agencies were in the process of providing the NIS Committee with their respective proposals for implementing this program for selective Maintenance. These proposals will be incorporated in revisions of the tentative NIS production schedule for FY 1960 and the NIS forecast schedule through FY 1962.

5. The program for selective Maintenance is being undertaken as an interim measure with full awareness of its effect on accomplishing the NIS mission of providing comprehensive, world-wide basic intelligence coverage. Initial coverage will be nominal or incomplete on many segments of Latin America and Africa. Maintenance will be deferred on many basic topical sections on areas of high JCS priority. There is concern as to possible related loss of the existing impetus for comprehensive collection and research generated by the NIS program.

CONFIDENTIAL

These measures for selective Maintenance will, however, provide an adequate Maintenance cycle for a substantial number of priority areas and topics. Moreover, many published NIS units of lesser Maintenance priority will continue to provide users with basic intelligence of value even if revision is deferred.

6. In view of the basic importance of sustained contributor production, it is disturbing to note that both the Army and the Navy have already announced shortfalls of some magnitude in their scheduled NIS production for FY 1960. The effectiveness of the selective Maintenance measures clearly will require full contributor support at the committed annual rate of 8 equivalent NIS.

7. Throughout FY 1959 the NIS Committee devoted considerable attention to refining NIS requirements. Those for Chapter VII (Scientific Intelligence) and for the NIS on Ocean Areas were completely revised to Maintenance standards as were a number of topical requirements in other NIS chapters. The extensive requirements for Supplement V (Petroleum Intelligence) were abandoned in favor of better integrated selective requirements in the Fuels and Power section of the Economic chapter. The Committee was reluctant to further modify other fundamental NIS requirements which have been so substantially supported by world-wide user surveys and comments from departmental and field activities.

8. In large measure FY 1959 was characterized by constructive support of all participating agencies in furthering the fundamental objectives of the NIS program. The quality of basic intelligence has shown gratifying improvement with more effective widespread field collection response to intelligence deficiencies revealed in initial NIS production. Review procedures have shown some improvement, but are still too cumbersome and time-consuming. Balanced production in consonance with approved schedules, particularly in the case of State, is mandatory for efficient NIS operations.

C O N F I D E N T I A L

A N N E X

Annual Report of the NIS Program

Fiscal Year 1959

A  
N  
N  
E  
X

C O N F I D E N T I A L

NIS COMMENDATIONS

On 14 July 1959, the NIS Committee approved the second annual list of awards under the NIS Commendation program established by NIS Memo No. 6. The recipients identified below will receive engraved certificates and letters of commendation in appropriate ceremonies.

Department of State

Terrell E. Arnold	Economic Analyst, RAR
Irene B. Jaffe	Senior Political Analyst, RSB
W. Stewart Lester, Jr.	NIS Coordinator, RAR
Martin Packman	NIS Branch Supervisor, REU
Esther Boorman Strong	NIS Review Officer, RFB

Department of the Army

Ilka D. Dickman, M.D.	Medical Officer, Production Division, MIIA
John C. Hoar, Jr. Major, U.S. Army	Military Intelligence Officer, Eastern Division, OACSI
Wilbur C. Iseminger	Chief, Military Intelligence Division, B E B
Roland L. Megenity	Chief, Cartographic Branch, USA TIA
Leslie E. Stanford Major, U.S. Army	Military Intelligence Officer, Western Division, OACSI

Department of the Navy


Harold W. Dubach	Deputy Head, Oceanographic Publications Branch, USHO
Charles Moyka	Assistant Coordinating Analyst, Coast and Landing Beach Section, ONI
William T. Shank	Senior Port Analyst, ONI

Department of the Air Force

A. John Alexander	Air Intelligence Specialist, Directorate of Estimates, AFCIN
Maurice Evans	Air Intelligence Research Specialist, Chart Research Division, ACIC
John V. McNairy	NIS Coordinator, Climatic Center, Detachment 3, AWS

Central Intelligence Agency

25X1A9a



Deputy Chief, Coordination Staff,  
Geography Division, ORR  
Coordinator, Section 56  
Deputy Chief, Industrial Division, ORR  
NIS Editor, OSI

Sanitized - Approved For Release : CIA-RDP62-00680R000200140001-1  
CONFIDENTIAL

NIS Production, Publication, and Dissemination

Fiscal Year 1959

NIS Production Record

1. The FY 1959 Schedule called for production of 524 sections. This schedule represented a decrease from the production goal of 561 sections in FY 1958.

2. The record of production achievement in FY 1959 grouped by major contributing agencies was as follows:

	<u>Sections Scheduled</u>	<u>Sections Delivered</u>	<u>Defection or Excess</u>	<u>Percent Fulfillment</u>
State	186	171	- 15	92%
Agriculture	9	7	- 2	78
Interior	47	35	- 12	74
<hr/>				
State (Total)	242	213	- 29	88%
Army	115	117	+ 2	102
Navy	41	38	- 3	93
Air Force	25	25	0	100
CIA	89	88	- 1	99
<hr/>				
Total:	512	481	- 31	94%
<hr/>				
Annuals	12	12	0	100%
<hr/>				
Grand Total:	524	493	- 31	94%



3. The total of 493 sections delivered essentially fulfilled the JCS annual requirement and amounted to 94% completion of scheduled commitments. While this percentage attainment was identical to that of FY 1958, production in FY 1959 was 35 sections less than in FY 1958 because of lighter scheduling. Tab A illustrates the major production problem still confronting the NIS program throughout FY 1959: failure to adhere to established monthly schedules with a resultant end-of-the-year production peak. State and Air Force delivered 40% and Navy 37% of their total year's production in the month of June alone. In light of the FY 1959 production record, renewed emphasis is being given to the need for strengthened scheduling and for effective adherence to the approved schedule.

4. Since July 1954, a total of 40 Chapters I (Brief) has been produced. These comprehensive basic intelligence summaries continue to be widely used throughout the government, particularly at the higher policy, planning, and operational levels. NIS Annuals further extend the usefulness of Chapters I by providing limited maintenance during the period between formal revisions of the chapters. At the end of the fiscal year, 14 Annuals had been produced.

5. Production of 493 sections in FY 1959 brought the total number of sections produced since the start of the NIS program to 4,754, or the equivalent of nearly 77 complete NIS. Of the sections produced in FY 1959, 178 were revisions of previously published sections, bringing to 722 sections the total Maintenance production to date. The year-by-year production of NIS, by agency, is shown in Tab B.

6. The progress of the NIS program since FY 1949, in terms of the number of sections published, in preparation in the contributing agencies, in final review, and at the printer, is shown in Tab C.

7. The NIS produced thus far represent 76% of total world coverage of which the NIS on the highest priority areas is essentially complete and in active maintenance. The status of NIS coverage by world areas is shown in Tab D, by individual areas in Tab F.

Processing and Review

8. The following table shows the qualitative adequacy of the 426 NIS contributions processed by the Office of Basic Intelligence in FY 1959:

Qualitative Adequacy Ratings by Categories \*

	<u>Number of Sections Rated</u>			<u>Percentage in each Category</u>		
	<u>I</u>	<u>II</u>	<u>III</u>	<u>I</u>	<u>II</u>	<u>III</u>
State	30	118	3	20%	78%	2%
Agriculture	1	5	0	17	83	0
Interior	3	17	13	9	52	39
State (total)	34	140	16	18%	74%	8%
Army	18	85	1	17	82	1
Navy	10	18	1	34	62	4
Air Force	8	11	0	42	58	0
CIA	<u>27</u>	<u>57</u>	<u>0</u>	<u>32</u>	<u>68</u>	<u>0</u>
Total:	97	311	18	23%	73%	4%

The category adequacy ratings indicate that the quality of sections reviewed in FY 1959 was slightly higher than that of the previous year, when 20% of contributions received Category I ratings. Maintenance contributions as a group showed qualitative ratings of 22% in Category I, 68% in Category II, and 10% in Category III (mainly deficiencies in Supplements V produced by Interior).

\* Category Adequacy:

- I - NIS material which fully satisfied the fundamental requirements of a well-prepared and well-coordinated basic intelligence study, including such essentials as sound research, clear presentation, and substantive adequacy.
- II - NIS material which with reasonable editorial support by CIA satisfied NIS standards.
- III - NIS material which did not satisfy minimum NIS standards without major revision.

CONFIDENTIAL

### Publication

9. A total of 554 sections was published during FY 1959, the second highest total published in one year since the beginning of the NIS program. This large number of sections published, coupled with a decrease in sections processed and forwarded to the printer, brought the printing plant backlog down from 192 sections when the year began to 76 sections when it ended. Average printing time per unit was reduced by more than one month during the year.

### NIS Gazetteers

10. The major accomplishment in this field was the publication of the revised NIS Gazetteer on the U.S.S.R. This gazetteer consists of seven volumes, contains 362,000 place names, and is the most comprehensive gazetteer ever published on the U.S.S.R. One other gazetteer was published in FY 1959 and the Office of Geography, Department of the Interior, completed work on three others. The NIS Gazetteer production record to date shows 117 gazetteers produced containing about 2,219,000 names. The year-by-year production achievement since FY 1949 is shown in Tab E.

### NIS Base Maps

11. During FY 1959, the Geographic Research Area, CIA, produced 23 standard base maps and 12 page-size base maps, bringing total NIS areas thus covered to 118. In addition the Geographic Research Area maintained its fine record of NIS support through the processing, compilation, and construction of intelligence maps and charts for a wide range of NIS-producing components.

CONFIDENTIAL

CONFIDENTIAL

NIS Dissemination and Use

12. The FY 1959 dissemination record indicates the manner in which the NIS program is accomplishing the objective of having the basic intelligence required by the government published and available for immediate use as needed. In the course of the year, 554 sections were published totaling about 197,000 copies. Approximately 128,000 copies were immediately disseminated in response to standing requirements. The remainder was placed in reserve to fulfill supplemental dissemination requests.

13. Standing requirements throughout the intelligence community, among various non-USIB agencies, and from [redacted]

25X1X7

25X1X7

[redacted] account for the bulk of initial NIS dissemination. Copies of the NIS go to major military commands and military schools in the United States as well as to commands, embassies, and posts overseas. The recent CINCNELM report indicated the value of the simultaneous availability of NIS coverage to all U. S. commands jointly involved in an emergency situation. The list of non-USIB agencies regularly receiving NIS on selected topics and areas as approved by the NIS Committee includes the departments of Interior, Commerce, Labor, and Treasury, as well as the Export-Import Bank, USIA, and ICA. Under the authority of the Intelligence Board, regular dissemination of certain uncontrolled NIS units is made to the [redacted]

25X1X7

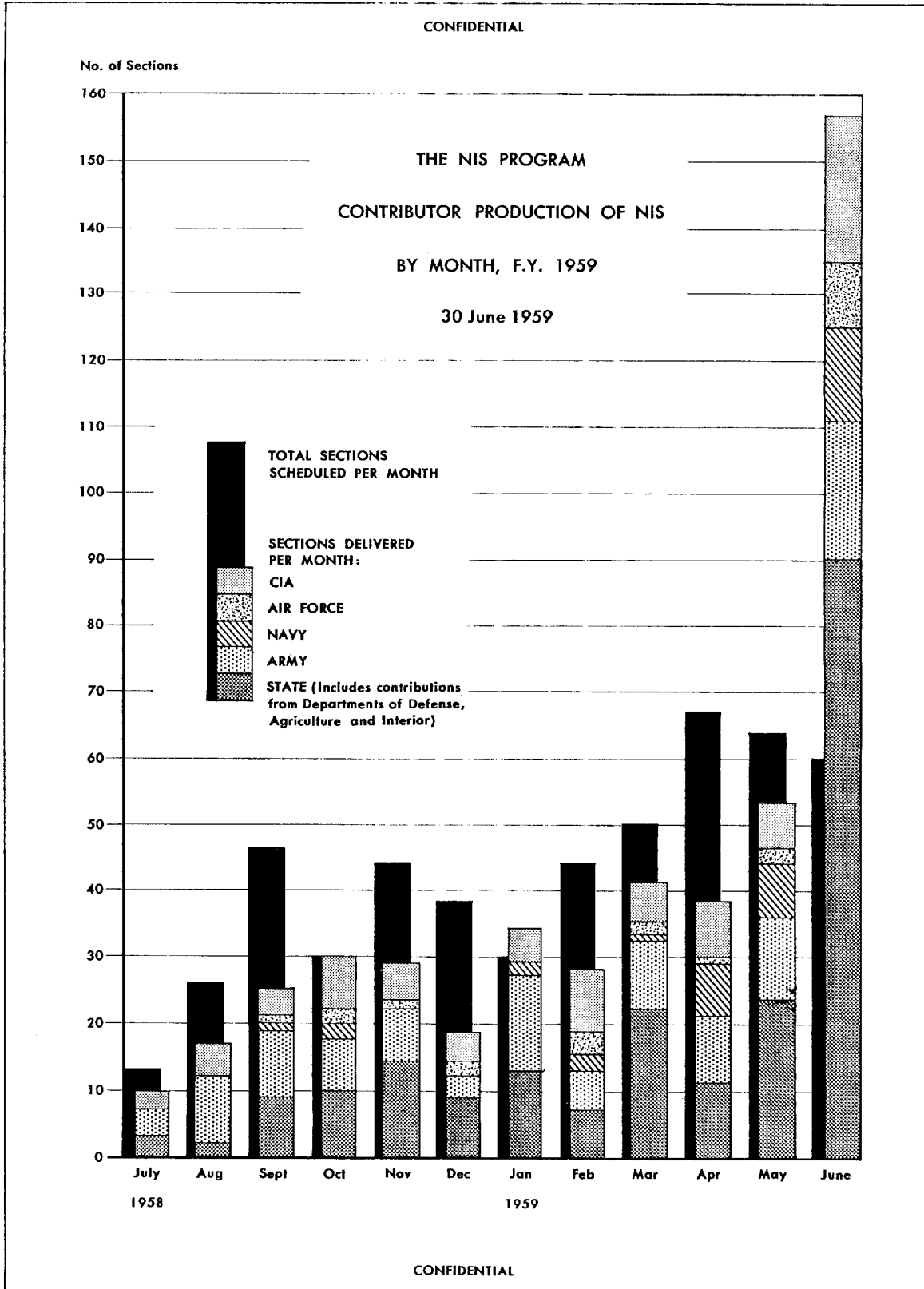
25X1X7

25X1X7

14. A reserve stock is maintained to fulfill requests from all sources and is continually being drawn upon. Approximately 30,000 copies of NIS units were drawn from the reserve stock in FY 1959 to fulfill supplemental requests. Many such requests result from the emergence of priority situations on the international scene. Special studies and projects also create call for the broad range of basic intelligence coverage available in published NIS. Frequent requests from the Weapons Systems Evaluation Group in the Office of the Secretary of Defense are an example of the active demand for NIS support for such purposes.

15. Since the inception of the NIS program, approximately 2,000,000 copies of NIS units have been published to meet the requests for this basic intelligence.

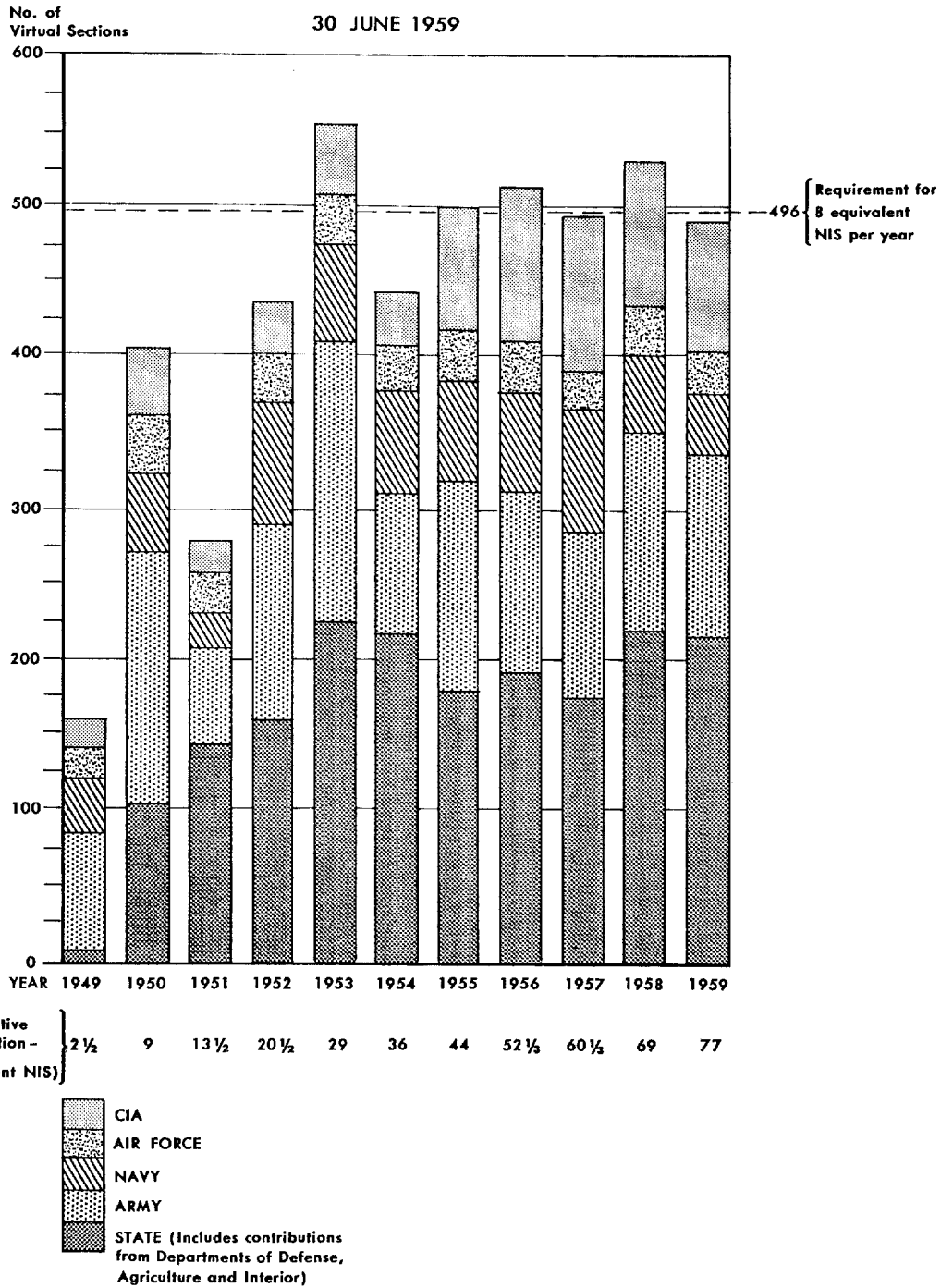
CONFIDENTIAL



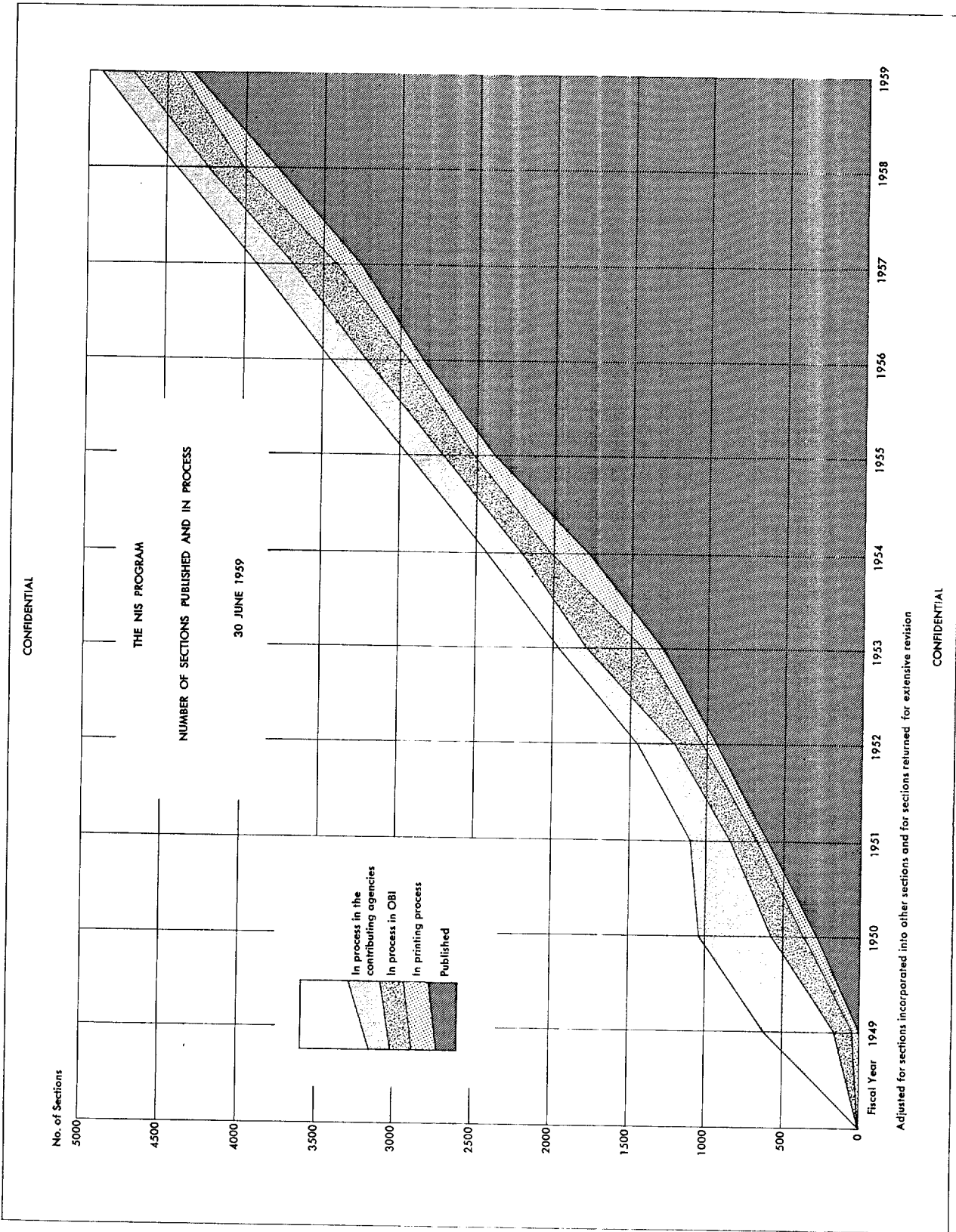
A

CONFIDENTIAL

THE NIS PROGRAM  
CONTRIBUTOR PRODUCTION OF NIS  
BY YEAR



CONFIDENTIAL



CONFIDENTIAL

THE NIS PROGRAM  
STATUS OF NIS PRODUCTION BY WORLD AREAS

30 June 1959

	Percentage of Coverage
<b>Sino-Soviet Bloc: (12 NIS Areas)</b>	
773 + 265 M Sections on 12 Areas	98 %
<b>Western Europe: (17 NIS Areas)</b>	
1,091 + 188 M Sections on 17 Areas	95 %
<b>Middle East: (15 NIS Areas)</b>	
680 + 115 M Sections on 15 Areas	93 %
<b>Far East: (20 NIS Areas)</b>	
594 + 86 M Sections on 20 Areas	77 %
<b>Africa: (24 NIS Areas)</b>	
408 + 31 M Sections on 23 Areas	56 %
<b>Western Hemisphere: (33 NIS Areas)</b>	
549 + 36 M Sections on 31 Areas	49 %
<b>Ocean Areas and Antarctica: (5 NIS Areas)</b>	
100 + 3 M Sections on 5 Areas	100 %
<b>Overall: (127 NIS Areas)</b>	
10,877 + 722 M Sections on 124 Areas	76 %
<b>Gazetteers: (103 NIS Areas)</b>	
103 Gazetteers and 14 Revisions	100 %

M—designates sections revised under the NIS maintenance program

NOTE: The above percentages represent fundamental coverage reflected by the detailed research and production of Chapters II thru IX and Supplements.

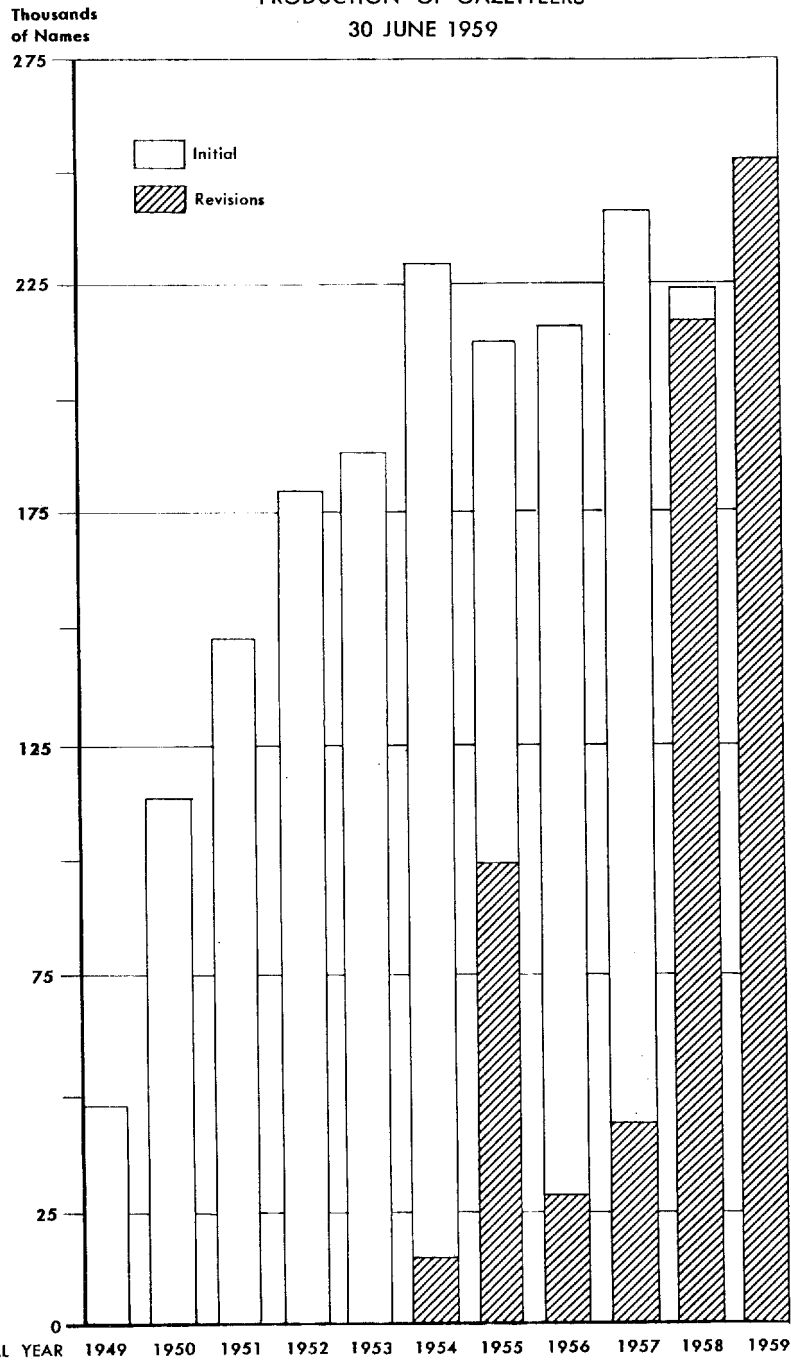
CONFIDENTIAL

D



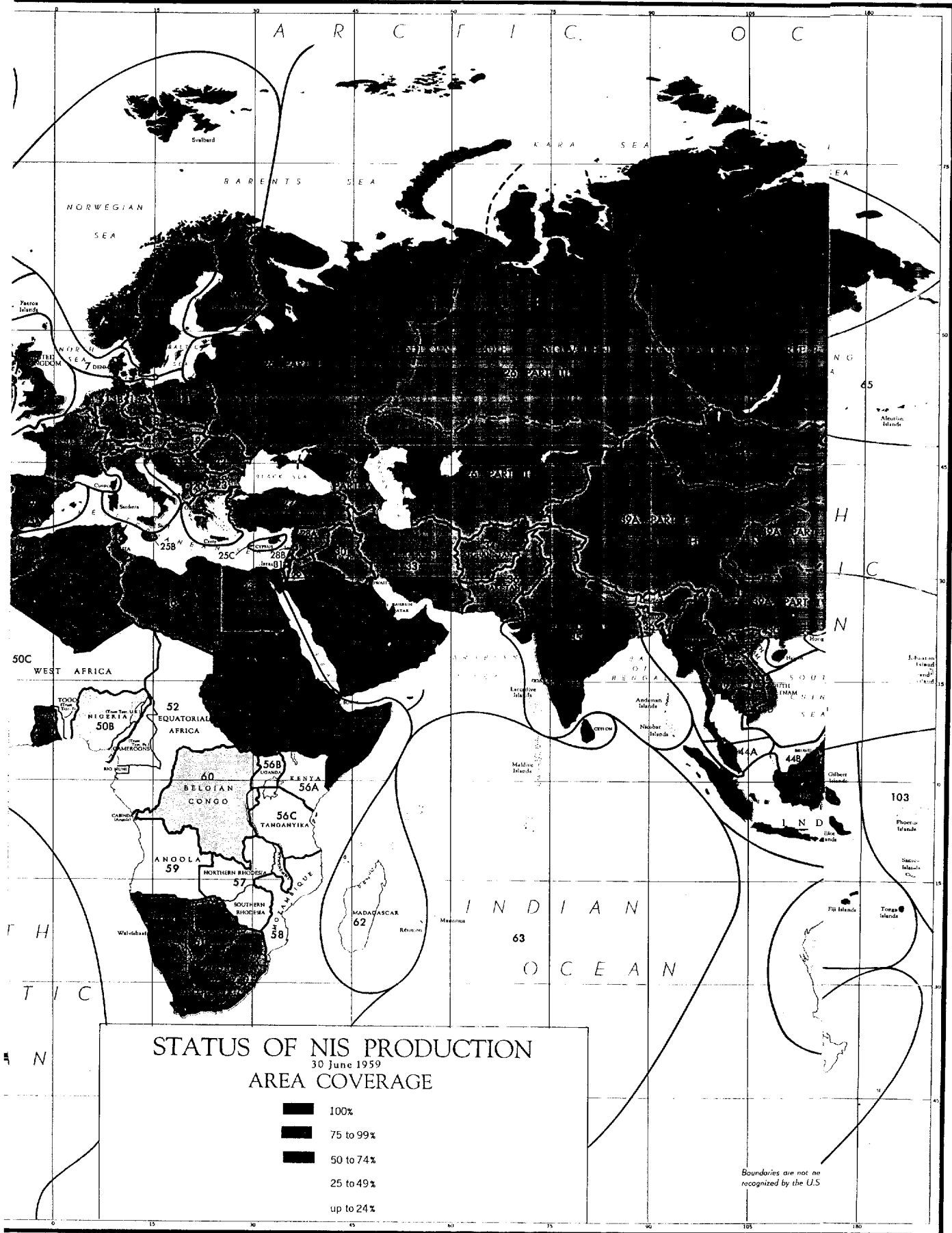
CONFIDENTIAL

THE NIS PROGRAM  
 PRODUCTION OF GAZETTEERS  
 30 JUNE 1959

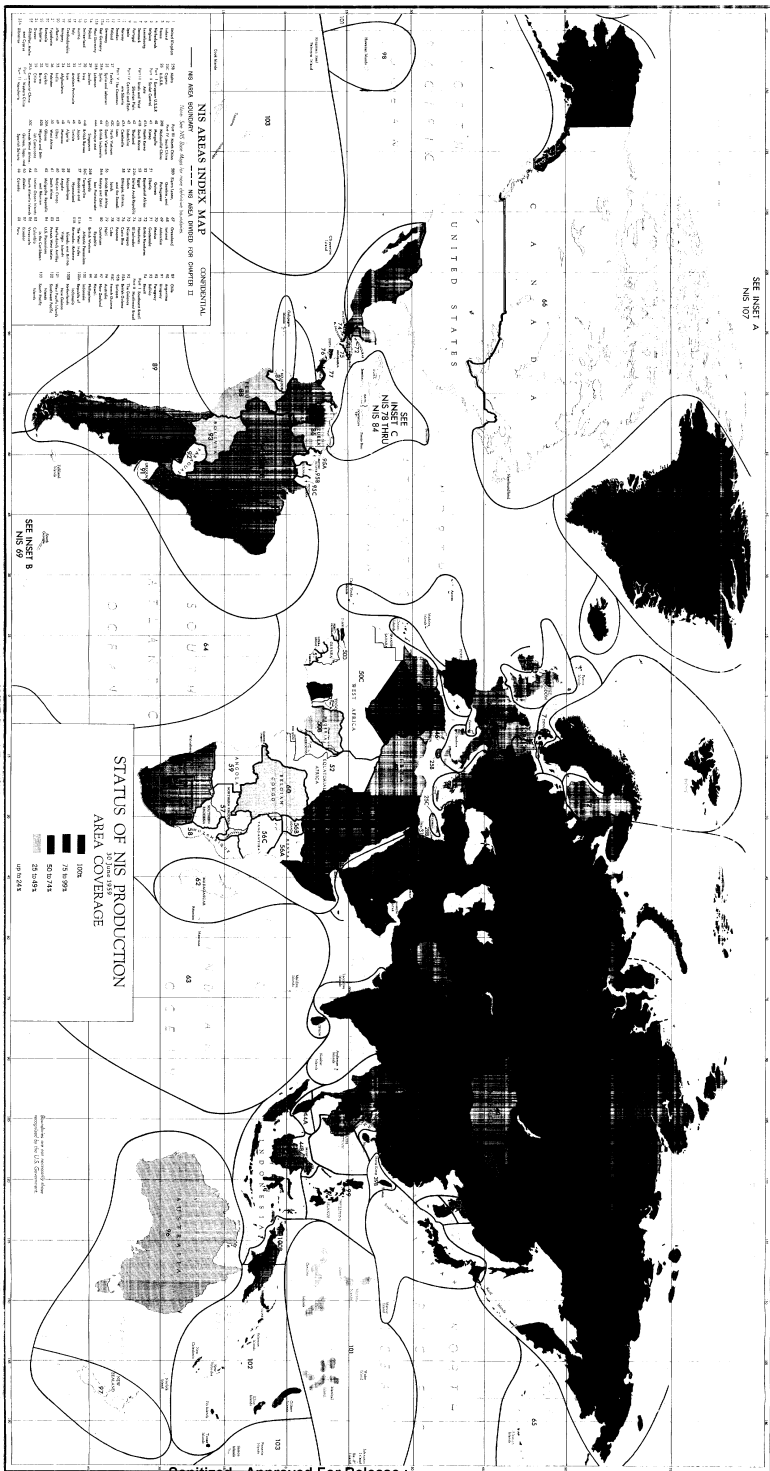
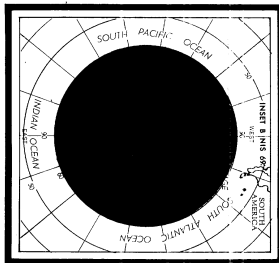

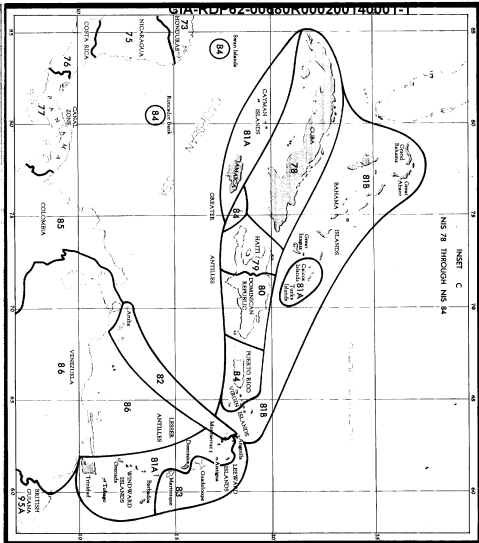


Cumulative production of Gazetteers (Including 14 revisions)	4	24	40	50	62	73	81	93	111	113	117
	CONFIDENTIAL										

E



F



CONFIDENTIAL

CONFIDENTIAL

Sanitized - Approved For Release : CIA-RDP62-00680R000200140001-1  
CONFIDENTIAL

Sanitized - Approved For Release : CIA-RDP62-00680R000200140001-1  
CONFIDENTIAL

PROD 100-4-5

Sanitized - Approved For Release : CIA-RDP62-00680R000200140001-1

~~CONFIDENTIAL~~

NATIONAL INTELLIGENCE SURVEY

---

ANNUAL REPORT  
FISCAL YEAR 1959

---

CENTRAL INTELLIGENCE AGENCY  
Office of Basic Intelligence  
Washington, D. C.

1 AUG 1959

Sanitized - Approved For Release : CIA-RDP62-00680R000200140001-1

~~CONFIDENTIAL~~