



**MODEL CL-1  
SERIES**

**ROLOR  
COLOR  
LABORATORY**



**ROLOR<sup>®</sup>**  
INDUSTRIAL CORPORATION

# ROLOR COLOR LABORATORY



The awareness of space problems created by the number of processing lines needed for color finishing has always been reflected in the design of Rolor Color Processors. However, this complete and compact processor — ROLOR COLOR LABORATORY — establishes a new standard for space utilization. It is difficult to imagine that in under 5 feet of floor space, processing facilities are available to develop color negative and positive film, roll or sheets up to 8x10 plus color print paper and print film up to 16x20 in size.

This compactness coupled with precision controls and labor-saving production features make this offering of the Rolor Industrial Corporation the color processor to fill the requirements, however exacting, of most color technicians.

Only 3½ gallon processing solutions are economically used for the color print paper and film, while a convenient 2 gallon tank insert size has been incorporated in the film section to further solution economy. The film tanks provide for processing as many as 9 #120 and 15-35 mm reels, or 32-4x5 sheet films per run.

The processor features efficient print carrying baskets, some with variable compartments, that afford the maximum ease in transferral from the various chemical tank inserts and wash stages. Special racks and reel cages are supplied for equal facility when processing film.

An integral nitrogen gas system for automatic agitation of all chemical solutions assures the ultimate in processing uniformity. Gas distributors are incorporated on the baskets, racks and cages that release timed bursts. The distributor feed-lines "jack" into flow control valves conveniently located on a master panel. This system frees the chemical tank inserts of any encumbrances that hamper proper tank cleansing and enables agitation to be continued in the wash stages for greater efficiency.

A panel-mounted Rolor Gas Burst Cycling Timer is employed for positive timing of the system. Featured in this timer is a differential pressure control which prevents erratic and ineffective agitation due to "distributor flooding".

The placement of both film and paper chemical tank inserts around a centrally located wash tank with fast drain and fill provision provides for a most efficient work-flow. Jacket work-top controls and a positioning hanger for the film rack and cage are provided for convenient operation of the wash tank insert. Top-working controls regulate an exclusive vacuum tank drain system for chemical solution disposal. This feature, called Vacuumatic tank Drain System, empties the contents of the tank inserts directly into the master drain, avoiding any tank lifting and possible spillage.

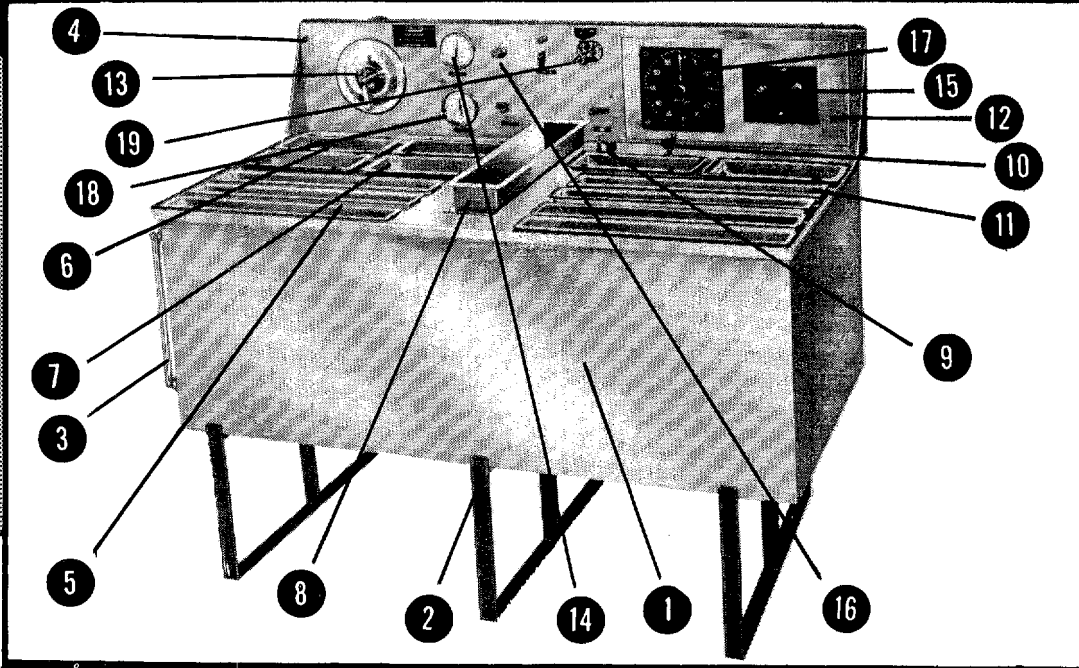
On the master panel is mounted a precision water mixing valve to control water supplied to the master jacket, fast drain wash, and a convenience tempered water spigot. This valve is complete with a vacuum breaker and a panel-mounted input dial thermometer. For step-timing convenience, a large faced electric timer with luminous dial is provided. A dial thermometer designating the jacket water temperature is also incorporated on the panel.

The ROLOR COLOR LABORATORY may be supplied with the Rolor Automatic Replenishment System, Model RS-122 for Ektacolor Paper, as original equipment (Model CL-1R) or may be furnished pre-adapted with tank insert feedlines, tank overflows, and jacket couplers for a future installation.

Since the ROLOR COLOR LABORATORY is a completely unitized console, installation is reduced to making simple water input and drain connections. Further ease in accomplishing the drain connection may be obtained by using an accessory Pre-fabricated Drain Unit that "ties-in" all unit fittings, leaving only a single connection to be made.

**ROLOR**<sup>®</sup>  
INDUSTRIAL CORPORATION

18 EAST 42nd STREET NEW YORK 17, N. Y. AURRAY HRL 7-2900




1. **MASTER WATER JACKET:** Heavy gauge, satin finish, type 316 stainless steel with U channel construction, completely heli-arc welded for maximum chemical resistance and strength. Contains: 6-3½ gallon chemical tank inserts: 1-3½ gallon Bleach chemical tank insert: 5-2 gallon chemical tank inserts: 1-2 gallon Bleach chemical tank insert: 1-fast drain wash tank insert. Dimensions: Wide: 62" F to B: 36". Deep: 22" (Jacket), 12" (Panel). Overall Height: 48".
2. **LEGS:** Baked epoxy-resin coated channel steel legs, 14" height supplied as standard.
3. **WATER LEVEL SIGHT GAUGE:** Visible sight gauge to indicate water level of master water jacket.
4. **GAS BURST INJECTION CONTROL VALVE:** Regulate gas flow for agitation when engaged by distributor feed-line.
5. **CHEMICAL TANK INSERTS (PRINT):** 3½ gallon capacity. Heavy gauge, satin finish, type 316 stainless steel, heli-arc welded construction.
6. **CHEMICAL TANK INSERTS (FILM):** 2 gallon capacity. Same fabrication as 3½ gallon tanks.
7. **BLEACH CHEMICAL TANK INSERTS:** (Prints) 3½ gallon capacity. (Films) 2 gallon capacity. Red Brass, heli-arc welded construction.
8. **FAST DRAIN WASH TANK:** Has provision for "dumping" chemically contaminated water in seconds.
9. **FAST DRAIN CONTROL:** Handy drain lever requires only ¼ turn to empty water.
10. **MASTER WATER JACKET DRAIN CONTROL:** Convenient work-top control to empty jacket water.
11. **ELEVATED TANK POSITIONING:** Minimizes danger of "dripping" contamination, allows for run-off into water jacket.

12. **CONTROL PANEL:** Heavy gauge, satin finish, type 316 stainless steel fabrication. Contains all working controls and gauges.
13. **THERMOSTATIC WATER CONTROL VALVE:** Accurate control valve with vacuum breaker to regulate input water for jacket fast drain wash. and a convenience spigot.
14. **DIAL THERMOMETER:** Designates temperature of incoming water to jacket, wash tank and spigot.
15. **ROLOR GAS BURST CYCLING TIMER:** Synchronous motor timer that controls the automatic gas burst agitation system. Features differential pressure control and choice of two pre-set cycles for film or prints. Intermittent or continuous bursts.
16. **VACUMATIC TANK DRAIN CONTROL:** Automatically drains solutions directly into master drain. No tank removal necessary.
17. **STEP-TIMER:** Large faced, chemically protected electric timer with luminous dial face.
18. **DIAL THERMOMETER:** Allows for accurate reading of jacket water temperature.
19. **TEMPERED WATER SPIGOT:** Laboratory type spigot. A handy source of tempered water.
20. **CHEMICAL TANK INSERT COVERS:** (not shown) Complete sets of covers for both the 3½ gallon and 2 gallon chemical tank inserts. Heavy gauge, satin finish type 316 stainless steel construction. Total of 13 covers.
21. **JACKET WATER INPUT CONTROL:** (not shown) Separate control valve for master water jacket input.
22. **WASH TANK POSITIONING HANGER:** (not shown) Hanger to fit into wash tank to position the cut-sheet rack and roll film cage.

Gas distributor-fitted print carrying baskets of stainless steel and chemically inert plastic construction. Convertible print baskets feature removable partitioning rods for varied print size accommodations.


**DUPLEX BASKET**

Mod. 35GDB  
24 - 8x10  
prints or  
smaller.



**CONVERTIBLE BASKET**

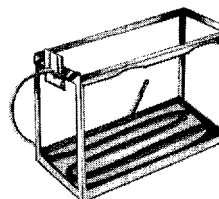
Model  
35GCB



6-8x10 prints and 6-11x14 prints  
simultaneously or 12-8x10 prints, or  
6-14x17 or 16x20 prints.

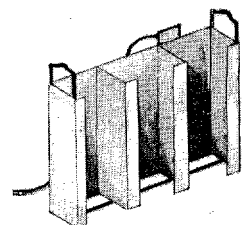
**CUT FILM HANGER RACK Model CH-1**

A gas distributor is an integral part of the cut film hanger rack. 8-8x10 or the similarly sized multiple 4x5 or 5x7 film hangers can be fitted into this rack.



**ROLL FILM REEL CAGE Model RC -1**

Roll film cage complete with gas distributor to accommodate all standard size Nikor, or similar, processing reels. Will accept 15-35mm or 9-120mm reels.



# SPECIFICATIONS

Approved For Release 2003/05/15 : CIA-RDP61-00901A000100050017-7

## PROCESSOR

### COMPONENTS - ROLOR COLOR LABORATORY - MODEL CL-1

Heavy gauge, satin finish, type 316, stainless steel water jacket with U channel construction completely heli-arc welded for maximum chemical resistance and strength; 6-3½ gallon stainless steel, type 316 satin-finish, heli-arc welded chemical tank inserts, 1-3½ gallon Red Brass heli-arc welded bleach chemical tank insert; 5-2 gallon, stainless steel, type 316, satin finish, heli-arc welded chemical tanks; 1-2 gallon Red Brass, heli-arc welded bleach chemical tank insert; 1-Rapid over-size drain wash tank (with stainless steel adapter for film rack and reel holder) with work-top drain control; master jacket drain control; master jacket water height indicator; 7-stainless steel type 316 chemical tank covers (for 3½ gallon tanks) with easy grip knobs; 6-stainless steel type 316 chemical tank covers (for 2 gallon tanks) with easy grip knobs, all covers identified; standard legs; 1-Convertible print carrying basket-Model 35GB, 1-Cut film hangar rack Model CH-1, Roll film Cage Model RC-1.

### MASTER CONTROL

#### PANEL COMPONENTS: MODEL CL-1

Stainless steel panel, housing containing ¾" thermostatic water control valve with vacuum breaker, 2-large faced dial thermometers for water input and jacket water temperature, Vacuumatic chemical tank drain system; drain controls; tempered water spigot; wash tank input controls; automatic gas burst cycling timer with intermittent and continuous control; differential gas pressure control, 3-gas burst injection control valves, large faced luminous electric step timer.

### OVERALL DIMENSIONS:

62" wide; 35" Front and Back; 22" deep (jacket). Processor normally supplied with 14" legs. 48" overall height with standard legs and panel.

Processors are normally supplied and priced with a Convertible 16 x 20 Print Carrying Basket; however, any substitution may be made, whereupon the processor cost difference is confined to the price differential of the desired basket.

### PRICE LIST FOR PROCESSOR AND ACCESSORIES

#### PROCESSOR:

MODEL CL-1 ROLOR COLOR LABORATORY.....\$3,495.00

#### MODEL CL-1R ROLOR COLOR LABORATORY

with Model RS-122 Rolor Automatic Replenishment  
System for Ektacolor Paper..... 5,145.00

#### ACCESSORIES: PRINT CARRYING BASKETS

|   |                   |        |
|---|-------------------|--------|
| Convertible Basket  | Model 35GCB ..... | 195.00 |
| Duplex Basket   | Model 35GBD ..... | 225.00 |
| Roll Film Reel Cage   | Model RC -1 ..... | 39.00  |
| Cut Film Hanger Rack  | Model CH-1 .....  | 39.00  |
| Rolor Chemical power mixer with 20" shaft and 1-8" shaft-3 blade propellers | Model PM-3 .....  | 64.25  |

#### ORIGINAL FACTORY OPTIONS:

|  |         |
|--|---------|
| Pre-adaptation for Rolor Automatic Replenishment System--For Model RS-122A (Ektacolor Paper) ..... | 120.00* |
| Pre-Fabricated Drain Plumbing Unit - Model 35GP.....   | 22.50*  |

\*Factory installed original equipment

Prices are FOB Westbury, New York and are subject to change without notice

Effective March 2, 1959



EASTMAN KODAK STORES, INC.

P.O. BOX 4225 - 6210 N. CAPITOL ST.  
WASHINGTON 12, D. C.  
Approved For Release 2003/05/15 : CIA-RDP61-00901A000100050017-7