



CENTRAL INTELLIGENCE AGENCY

Report Threats [العربية](#) Contact

Search CIA.gov... SEARCH

عربي 中文 English Français Русский Español More >

HOME ABOUT CIA CAREERS & INTERNSHIPS OFFICES OF CIA NEWS & INFORMATION LIBRARY KIDS' ZONE

Library

Library Home Library Publications The World Factbook

Publications

- The World Factbook
- World Leaders
- CIA Maps
- Historical Collection Publications
- Additional Publications

Center for the Study of Intelligence

Freedom of Information Act Electronic Reading Room

Kent Center Occasional Papers

Intelligence Literature: Suggested Reading List

Reports

Video Center

Related Links

THE WORLD FACTBOOK

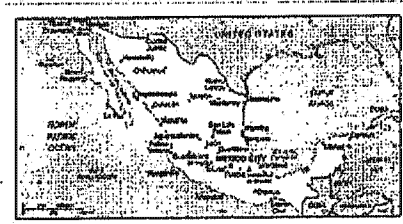

Please select a country to view

ABOUT REFERENCES APPENDICES FAQs CONTACT

VIEW THE WORLD FACTBOOK IN OTHER LANGUAGES

NORTH AMERICA :: MEXICO

PAGE LAST UPDATED ON JULY 10, 2013



VIEW 11 PHOTOS OF MEXICO

EXPAND ALL

Introduction :: MEXICO

Geography :: MEXICO

People and Society :: MEXICO

Nationality:

noun: Mexican(s)
adjective: Mexican

Ethnic groups:

mestizo (Amerindian-Spanish) 60%, Amerindian or predominantly Amerindian 30%, white 9%, other 1%

Languages:

Spanish only 92.7%, Spanish and Indigenous languages 5.7%, indigenous only 0.8%, unspecified 0.8%
note: indigenous languages include various Mayan, Nahuatl, and other regional languages (2005)

Religions:

Roman Catholic 82.7%, Protestant 1.6%, Jehovah's Witnesses 1.4%, other Evangelical Churches 5%, other 1.9%, none 4.7%, unspecified 2.7% (2000 census)

Population:

116,220,947 (July 2013 est.)
country comparison to the world: 11

Age structure:

0-14 years: 27.4% (male 16,208,424/female 15,587,324)
15-24 years: 18.1% (male 10,566,090/female 10,421,796)

20140086930030 3907257 078627 22 1352471 012814 17:35 012714 18018-1595

25-54 years: 40.7% (male 22,647,829/female 24,677,985)
55-64 years: 8.9% (male 3,703,316/female 4,337,956)
65 years and over: 6.9% (male 3,574,207/female 4,435,239) (2013 est.)

population pyramid:

Median age:

total: 27.7 years
male: 26.6 years
female: 28.8 years (2013 est.)

Population growth rate:

1.07% (2013 est.)
country comparison to the world: 108

Birth rate:

18.61 births/1,000 population (2013 est.)
country comparison to the world: 103

Death rate:

4.94 deaths/1,000 population (2013 est.)
country comparison to the world: 187

Net migration rate:

-2.99 migrant(s)/1,000 population (2013 est.)
country comparison to the world: 176

Urbanization:

urban population: 78% of total population (2010)
rate of urbanization: 1.2% annual rate of change (2010-15 est.)

note: Mexico City is the second-largest urban agglomeration in the Western Hemisphere, after Sao Paulo (Brazil), but before New York-Newark (US)

Major urban areas - population:

MEXICO CITY (capital) 19,319 million; Guadalajara 4,339 million; Monterrey 3,838 million; Puebla 2,278 million; Tijuana 1,629 million (2009)

Sex ratio:

at birth: 1.05 male(s)/female
0-14 years: 1.04 male(s)/female
15-24 years: 1.01 male(s)/female
25-54 years: 0.92 male(s)/female
55-64 years: 0.86 male(s)/female
65 years and over: 0.81 male(s)/female
total population: 0.96 male(s)/female (2013 est.)

Maternal mortality rate:

50 deaths/100,000 live births (2010)
country comparison to the world: 108

Infant mortality rate:

total: 16.26 deaths/1,000 live births
country comparison to the world: 102
male: 18.04 deaths/1,000 live births
female: 14.38 deaths/1,000 live births (2013 est.)

Life expectancy at birth:

total population: 76.86 years
country comparison to the world: 72
male: 74.03 years
female: 79.83 years (2013 est.)

Total fertility rate:

2.26 children born/woman (2013 est.)
country comparison to the world: 98

Contraceptive prevalence rate:

70.9% (2006)

Health expenditures:

6.2% of GDP (2010)
country comparison to the world: 98

Physicians density:

2.89 physicians/1,000 population (2004)

Hospital bed density:

301 400869 3030
 3907257 078627 32 1352471
 07281417:35 01271 401001F4 4595



CENTRAL INTELLIGENCE AGENCY

Report Threats [العربية](#) [Contact](#)

Search CIA.gov... [SEARCH](#)

[عربي](#) [中文](#) [English](#) [Français](#) [Русский](#) [Español](#) [More >](#)

[HOME](#) [ABOUT CIA](#) [CAREERS & INTERNSHIPS](#) [OFFICES OF CIA](#) [NEWS & INFORMATION](#) [LIBRARY](#) [KIDS' ZONE](#)

Library

Library [Home](#) [Library](#) [Publications](#) [The World Factbook](#)

Publications

- [The World Factbook](#)
- [World Leaders](#)
- [CIA Maps](#)
- [Historical Collection Publications](#)
- [Additional Publications](#)

[Center for the Study of Intelligence](#)

[Freedom of Information Act Electronic Reading Room](#)

[Kent Center Occasional Papers](#)

[Intelligence Literature: Suggested Reading List](#)

[Reports](#)

[Video Center](#)

[Related Links](#)

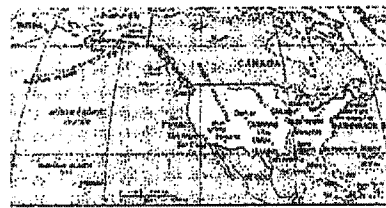

THE WORLD FACTBOOK

Please select a country to view

[ABOUT](#) [REFERENCES](#) [APPENDICES](#) [FAQs](#) [CONTACT](#)

[NORTH AMERICA :: UNITED STATES](#)

PAGE LAST UPDATED ON JULY 10, 2013



VIEW 135 PHOTOS OF UNITED STATES

[EXPAND ALL](#)

[Introduction :: UNITED STATES](#)

[Geography :: UNITED STATES](#)

[People and Society :: UNITED STATES](#)

Nationality:

noun: American(s)
adjective: American

Ethnic groups:

white 79.96%, black 12.85%, Asian 4.43%, Amerindian and Alaska native 0.97%, native Hawaiian and other Pacific Islander 0.18%, two or more races 1.61% (July 2007 estimate)

note: a separate listing for Hispanic is not included because the US Census Bureau considers Hispanic to mean persons of Spanish/Hispanic/Latino origin including those of Mexican, Cuban, Puerto Rican, Dominican Republic, Spanish, and Central or South American origin living in the US who may be of any race or ethnic group (white, black, Asian, etc.); about 15.1% of the total US population is Hispanic

Languages:

English 82.1%, Spanish 10.7%, other Indo-European 3.8%, Asian and Pacific Island 2.7%, other 0.7% (2000 census)

note: the US has no official national language, but English has acquired official status in 28 of the 50 states; Hawaiian is an official language in the state of Hawaii

Religions:

Protestant 51.3%, Roman Catholic 23.9%, Mormon 1.7%, other Christian 1.6%, Jewish 1.7%, Buddhist 0.7%, Muslim 0.6%, other or unspecified 2.5%, unaffiliated 12.1%, none 4% (2007 est.)

Population:

[GO TOP](#)

2014008633030 3907257 078627 32 1352471 012814 17:35 012714 1501A-4593

316,666,567 (July 2013 est.)
country comparison to the world: 3

Age structure:

0-14 years: 20% (male 32,344,207/female 31,006,688)
15-24 years: 13.7% (male 22,082,126/female 21,157,025)
25-54 years: 40.2% (male 53,802,736/female 63,581,749)
55-64 years: 12.3% (male 18,669,338/female 20,097,701)
65 years and over: 13.9% (male 19,122,853/female 24,774,052) (2013 est.)

population pyramid:**Median age:**

total: 37.2 years
male: 35.9 years
female: 38.5 years (2013 est.)

Population growth rate:

0.9% (2013 est.)
country comparison to the world: 123

Birth rate:

13.66 births/1,000 population (2013 est.)
country comparison to the world: 146

Death rate:

8.39 deaths/1,000 population (2013 est.)
country comparison to the world: 87

Net migration rate:

3.64 migrant(s)/1,000 population (2013 est.)
country comparison to the world: 28

Urbanization:

urban population: 82% of total population (2010)
rate of urbanization: 1.2% annual rate of change (2010-15 est.)

Major urban areas - population:

New York-Newark 19.3 million; Los Angeles-Long Beach-Santa Ana 12.675 million; Chicago 9.134 million; Miami 5.699 million; WASHINGTON, D.C. (capital) 4.421 million (2009)

Sex ratio:

at birth: 1.05 male(s)/female
0-14 years: 1.04 male(s)/female
15-24 years: 1.04 male(s)/female
25-54 years: 1 male(s)/female
55-64 years: 0.93 male(s)/female
65 years and over: 0.77 male(s)/female
total population: 0.97 male(s)/female (2013 est.)

Maternal mortality rate:

21 deaths/100,000 live births (2010)
country comparison to the world: 138

Infant mortality rate:

total: 5.9 deaths/1,000 live births
country comparison to the world: 174
male: 6.56 deaths/1,000 live births
female: 5.22 deaths/1,000 live births (2013 est.)

Life expectancy at birth:

total population: 79.62 years
country comparison to the world: 51
male: 76.19 years
female: 81.17 years (2013 est.)

Total fertility rate:

2.06 children born/woman (2013 est.)
country comparison to the world: 121

Contraceptive prevalence rate:

76.6%
note: percent of women aged 15-44 (2006/08)

Health expenditures:

17.9% of GDP (2010)
country comparison to the world: 2

GO TOP

301 4008 59 3030 3907 257 078827 32 1352471 012814 17:35 012714 1601A-1593