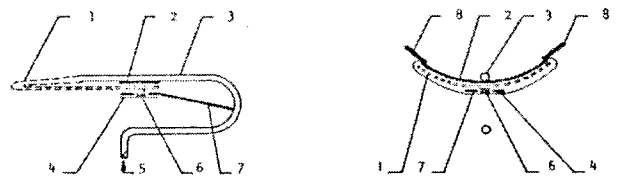
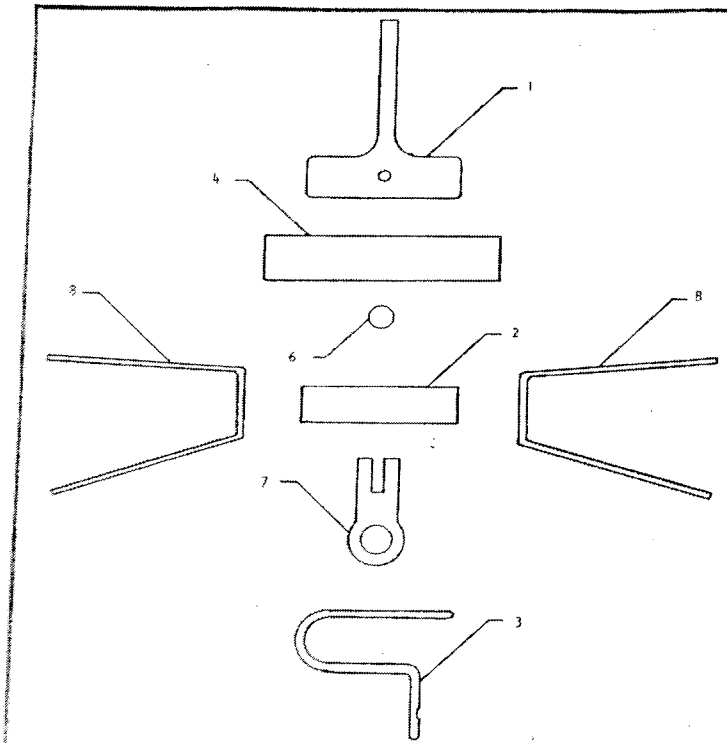





UNCLASSIFIED

Insectothopter Engine Parts



a. Maximum Up Stroke



b. Start of Power Stroke



c. Maximum Bag Inflation



d. Maximum Down Stroke

- | | |
|----------------------------|-------------------------|
| 1. Power Egg | 5. Fuel Entry |
| 2. Motor Spring | 6. Exhaust Valve Seal |
| 3. Motor Support/Fuel Line | 7. Depressor Spring |
| 4. Wing | 8. Wing Attachment Spar |

UNCLASSIFIED